



US00D547975S

(12) **United States Design Patent**
Lighthart

(10) **Patent No.:** **US D547,975 S**

(45) **Date of Patent:** **** Aug. 7, 2007**

(54) **SIDE TABLE**

(75) **Inventor:** **Frank Peter Lighthart,**
Berchen-Antwerpen (BE)

(73) **Assignee:** **Dedon GmbH,** Luneburg (DE)

(**) **Term:** **14 Years**

(21) **Appl. No.:** **29/237,253**

(22) **Filed:** **Aug. 29, 2005**

(30) **Foreign Application Priority Data**

Mar. 17, 2005 (EM) 000312921-0028

(51) **LOC (8) Cl.** **06-03**

(52) **U.S. Cl.** **D6/482; D6/483; D6/484**

(58) **Field of Classification Search** D6/480-489,
D6/495-499, 511, 477, 479; 108/50.01,
108/50.02, 150, 153.1, 155, 156, 157.1, 161;
248/188, 188.1

See application file for complete search history.

(56) **References Cited**

U.S. PATENT DOCUMENTS

D262,171 S * 12/1981 Lustig D6/484

D275,164 S * 8/1984 Buck D6/449
D327,796 S * 7/1992 Ryaa D6/500
D333,390 S * 2/1993 McCauley D6/429
D348,339 S * 6/1994 Ghini D34/21
D427,814 S * 7/2000 Black D6/484
D466,337 S * 12/2002 Feng D6/485

* cited by examiner

Primary Examiner—Janice E. Seeger

(74) *Attorney, Agent, or Firm*—Notaro & Michalos PC

(57) **CLAIM**

The ornamental design for a side table, as shown and described.

DESCRIPTION

FIG. 1 is a right perspective view showing my design therefor;

FIG. 2 is a front plan view thereof;

FIG. 3 is a rear plan view thereof;

FIG. 4 is a right side view thereof;

FIG. 5 is a top plan view thereof; and,

FIG. 6 is a bottom plan view thereof.

1 Claim, 6 Drawing Sheets






FIG. 1



FIG. 2



FIG. 3




FIG. 4




FIG. 5




FIG. 6