



US00D547962S

(12) **United States Design Patent**
Ko

(10) **Patent No.:** **US D547,962 S**

(45) **Date of Patent:** **** Aug. 7, 2007**

(54) **PATIO CHAIR**

(76) **Inventor:** **Kevin Ko**, 461 S. Seventh Ave., City of Industry, CA (US) 91746

(**) **Term:** **14 Years**

(21) **Appl. No.:** **29/273,565**

(22) **Filed:** **Mar. 8, 2007**

(51) **LOC (8) Cl.** **06-01**

(52) **U.S. Cl.** **D6/376; D6/379; D6/380**

(58) **Field of Classification Search** D6/334-336,
D6/369, 370, 374, 375, 376, 379, 380, 500-502;
297/411.42, 411.44, 445.1, 446.1, 452.63,
297/452.64

See application file for complete search history.

(56) **References Cited**

U.S. PATENT DOCUMENTS

D316,491 S *	4/1991	Frnier	D6/379
D341,266 S *	11/1993	Caldwell	D6/379
D352,840 S *	11/1994	Alchin	D6/376
D423,243 S *	4/2000	Massie et al.	D6/376
D429,424 S *	8/2000	Vanderminden, Sr.	D6/375
D431,728 S *	10/2000	Bell	D6/375

D448,195 S *	9/2001	Caldwell	D6/376
D463,150 S *	9/2002	Liu	D6/379
D463,677 S *	10/2002	Liu	D6/379
D487,849 S *	3/2004	Tseng	D6/376
D491,738 S *	6/2004	Vanderminden	D6/376
D513,899 S *	1/2006	Erwin	D6/369
D519,293 S *	4/2006	Lowsky	D6/369

* cited by examiner

Primary Examiner—Mimosa De


(57) **CLAIM**

I claim the ornamental design for a patio chair, as shown and described.

DESCRIPTION

FIG. 1 is a perspective view of a patio chair;
FIG. 2 is a slightly reduced front elevational view of FIG. 1;
and,
FIG. 3 is a slightly reduced side elevational view of FIG. 1.
The dotted line showing of the circular member on the backrest of FIGS. 1 and 2 is for illustrative purposes only and forms no part of the claimed design.

1 Claim, 3 Drawing Sheets






FIG. 1

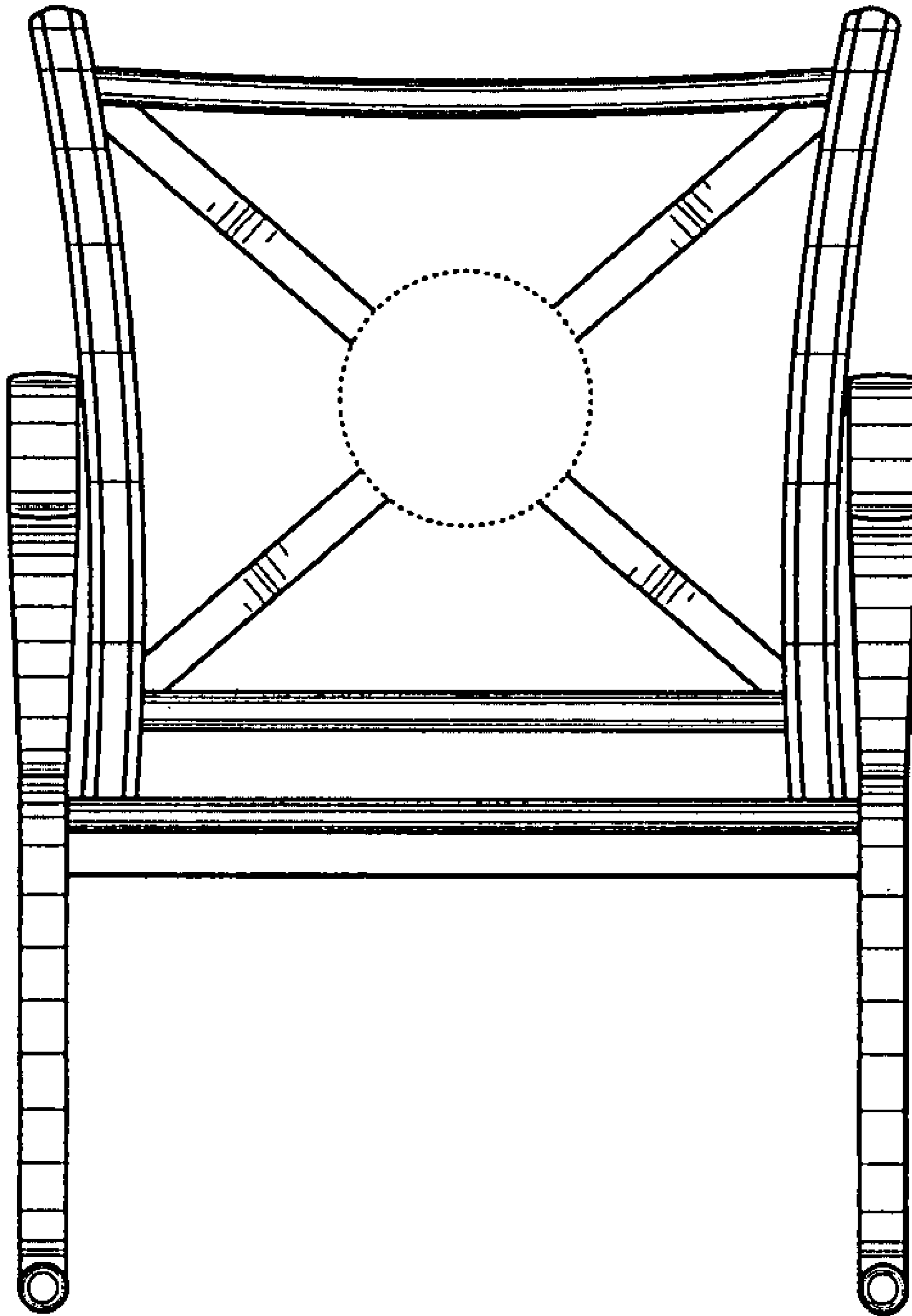


FIG. 2




FIG. 3