



US00D547951S

(12) **United States Design Patent**
Ullmann et al.

(10) **Patent No.:** **US D547,951 S**

(45) **Date of Patent:** **** Aug. 7, 2007**

(54) **HANDLE FOR A TOOTHBRUSH**

D510,662 S * 10/2005 Kling et al. D4/101

(75) Inventors: **Roland Ullmann**, Offenbach (DE); **Duy Phong Vu**, Frankfurt am Main (DE)

* cited by examiner

Primary Examiner—Alan P. Douglas
Assistant Examiner—Lavone D. Tabor
(74) *Attorney, Agent, or Firm*—Fish & Richardson P.C.

(73) Assignee: **Braun GmbH**, Kronberg (DE)

(**) Term: **14 Years**

(57) **CLAIM**

(21) Appl. No.: **29/232,213**

The ornamental design for a handle for a toothbrush, as shown and described.

(22) Filed: **Jun. 16, 2005**

(30) **Foreign Application Priority Data**

DESCRIPTION

Jan. 20, 2005 (EM) 000282488

FIG. 1 is a perspective view of a handle for a toothbrush from above, showing our new design;

(51) **LOC (8) Cl.** **28-03**

FIG. 2 is a front view of the appliance thereof;

(52) **U.S. Cl.** **D4/101**

FIG. 3 is a right side view of the appliance thereof

(58) **Field of Classification Search** D4/100,
D4/101, 104–112, 138; D24/111, 133, 152;
15/22.1, 23, 28, 29, 143.1, 167.1; 16/430,
16/431; 132/308, 309, 311; 81/54, 57.11,
81/57.14, 57.42; 173/170, 217; 601/142

FIG. 4 is a back side view of the appliance thereof;

FIG. 5 is a left side view of the appliance thereof;

See application file for complete search history.

FIG. 6 is a top plan view of the appliance thereof; and,

FIG. 7 is a bottom plan view of the appliance thereof.

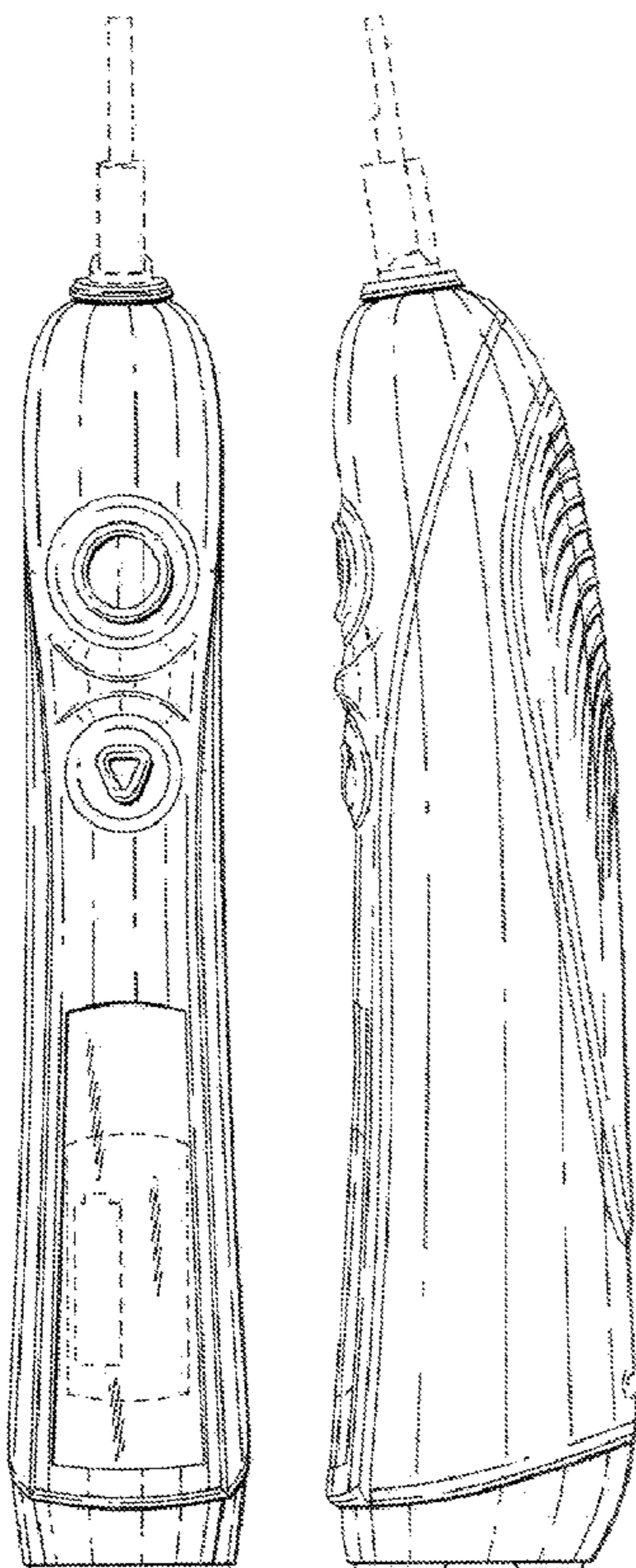
(56) **References Cited**

The broken lines shown on the top, bottom, and back of the handle as well as the broken lines shown behind the transparent surface on the front of the handle are included for the purpose of showing portions of the article or environmental structure that form no part of the claimed design.

U.S. PATENT DOCUMENTS

D382,407 S * 8/1997 Craft et al. D4/101
D396,957 S * 8/1998 Allende D4/101
D436,254 S * 1/2001 Kling et al. D4/101
D474,895 S * 5/2003 Breit D4/101

1 Claim, 2 Drawing Sheets



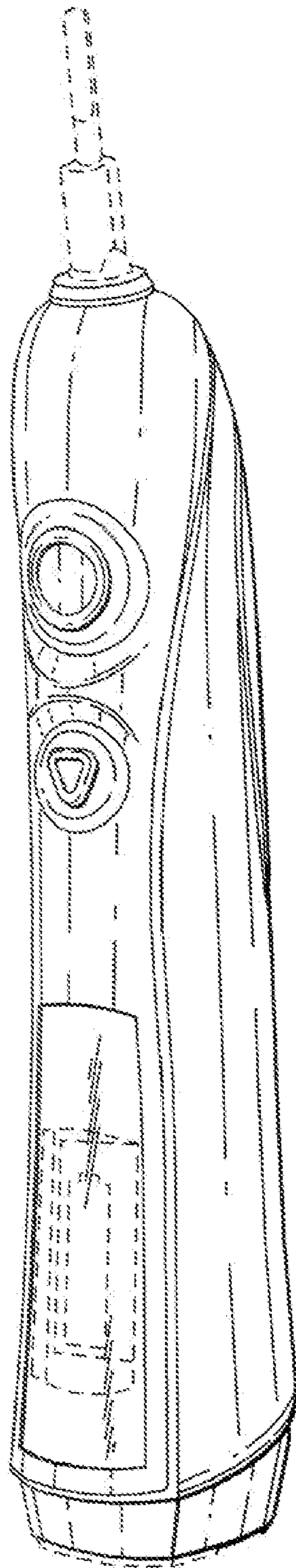


Fig. 1

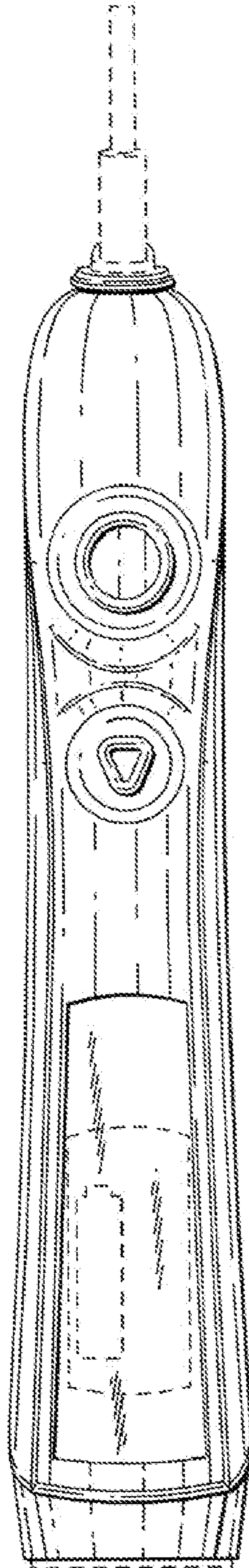


Fig. 2

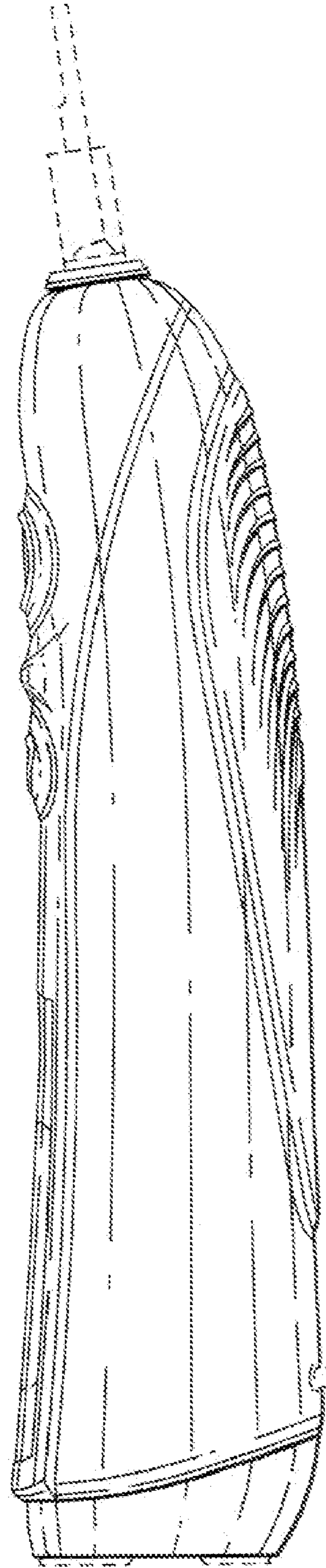


Fig. 3

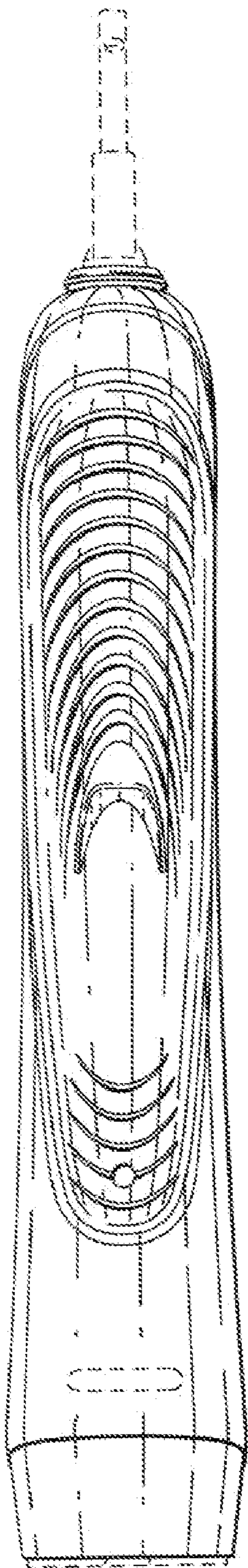


Fig. 4

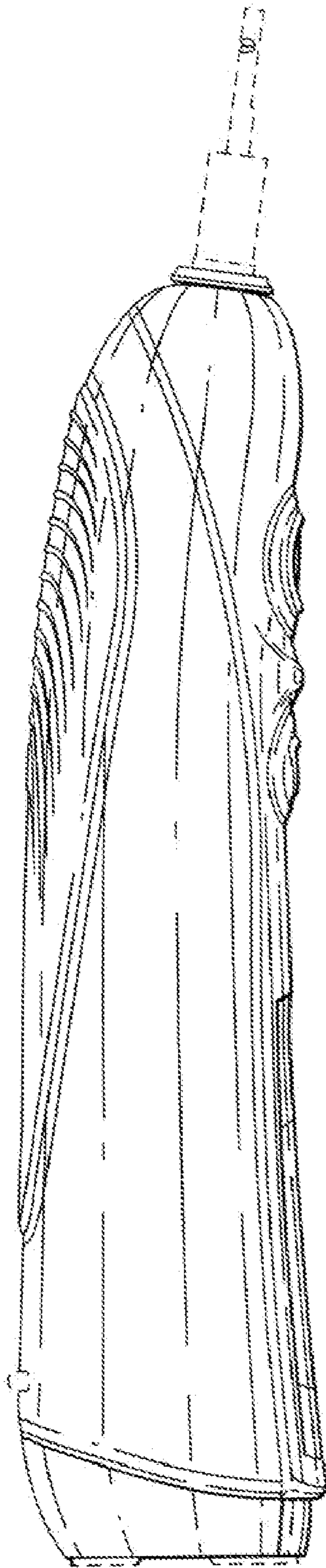


Fig. 5

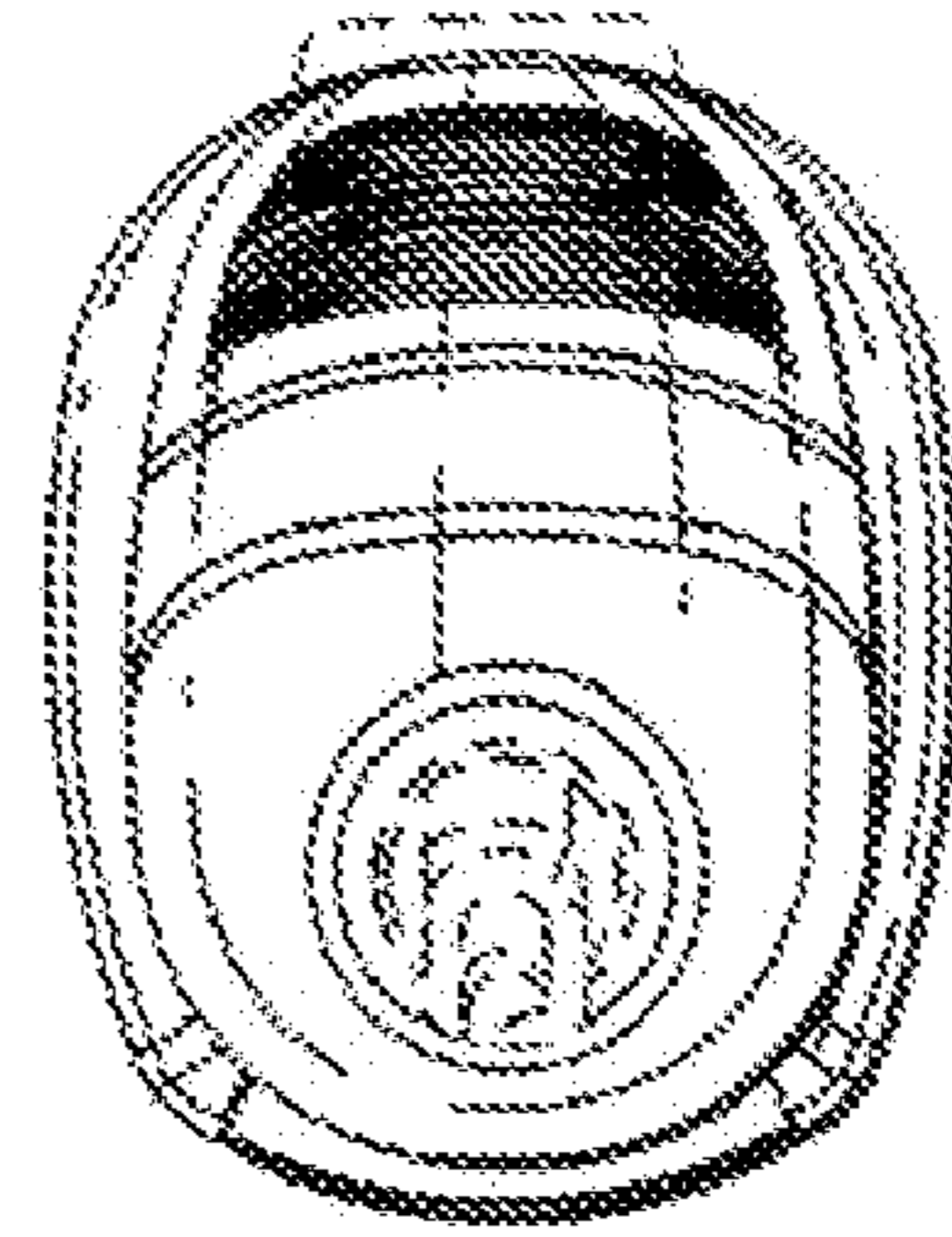


Fig. 6

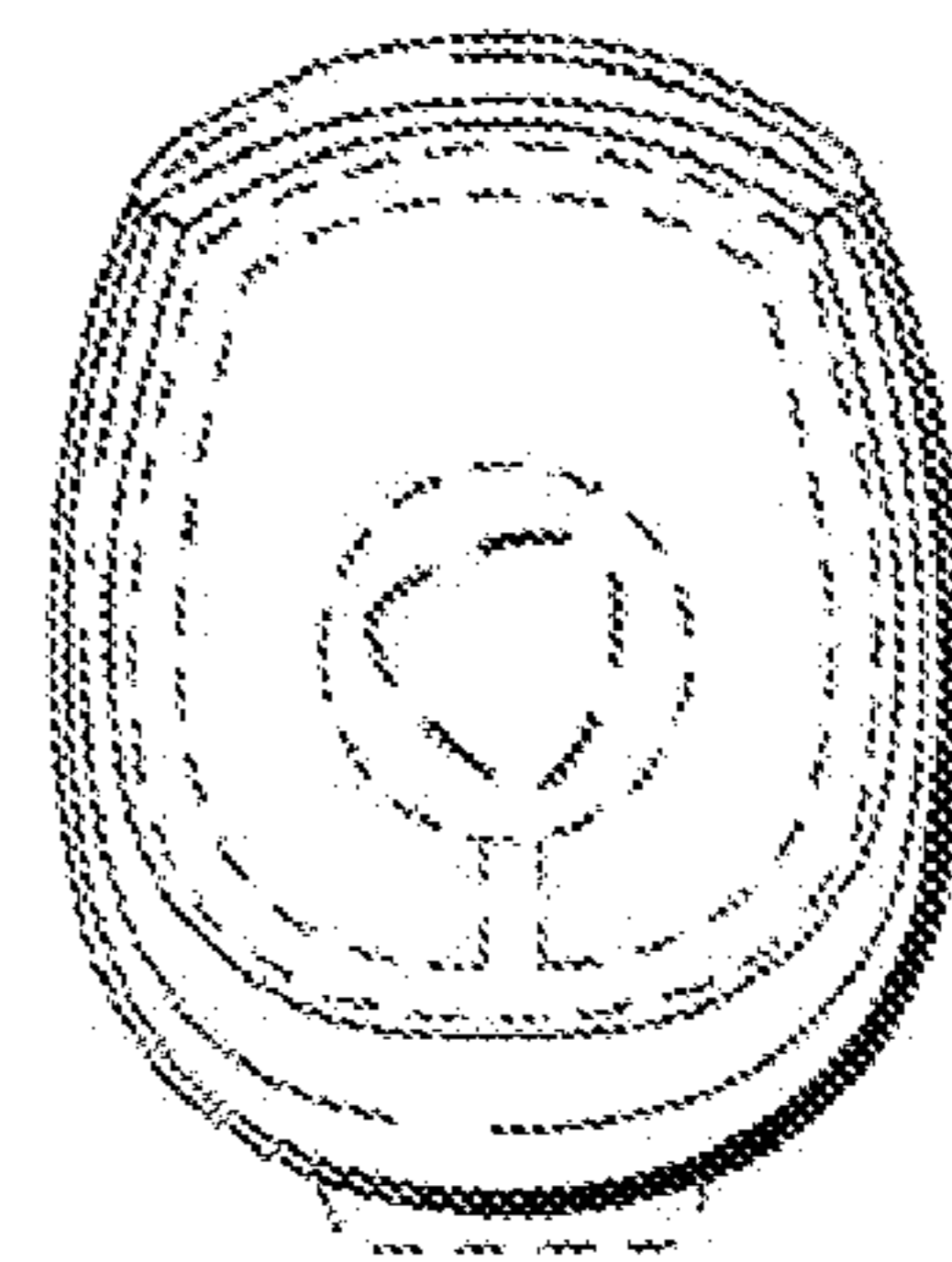


Fig. 7