



US00D547948S

(12) **United States Design Patent**
Friedman

(10) **Patent No.:** **US D547,948 S**

(45) **Date of Patent:** **** Aug. 7, 2007**

(54) **STORAGE BAG**

(75) Inventor: **Scott L. Friedman**, Hermosa Beach,
CA (US)

(73) Assignee: **Allegro Mfg. Inc.**, Commerce, CA (US)

(**) Term: **14 Years**

(21) Appl. No.: **29/269,097**

(22) Filed: **Nov. 20, 2006**

Related U.S. Application Data

(62) Division of application No. 29/236,865, filed on Aug.
23, 2005.

(51) **LOC (8) Cl.** **03-01**

(52) **U.S. Cl.** **D3/271.9; D3/289**

(58) **Field of Classification Search** D3/205,
D3/216-217, 221, 234, 238, 257, 270, 271.1,
D3/271.9, 301, 901, 904, 905; D7/901; 190/100,
190/110-112, 115, 903; 206/457
See application file for complete search history.

(56) **References Cited**

U.S. PATENT DOCUMENTS

1,734,587	A *	11/1929	Lowe	206/8
2,490,222	A *	12/1949	Lowe	190/119
2,745,524	A *	5/1956	Plotkin	190/115
D229,793	S *	1/1974	Tibbs	D3/238
D229,871	S *	1/1974	Tibbs	D3/238
D333,039	S *	2/1993	Wells et al.	D3/289
D346,273	S *	4/1994	Lucas	D3/271.9
5,370,287	A *	12/1994	Cormier	224/153
D358,023	S *	5/1995	Poire	D3/217
D384,199	S *	9/1997	Dixon et al.	D3/217
D390,778	S *	2/1998	Lee	D9/668
D394,949	S *	6/1998	Petto	D3/246
D414,082	S *	9/1999	Keene	D7/607
D417,074	S *	11/1999	Rugg	D3/257
D418,287	S *	1/2000	Moor	D3/201
D425,295	S *	5/2000	Borja et al.	D3/203.1
D427,764	S *	7/2000	Conway	D3/203.5
D459,880	S *	7/2002	Tung	D3/271.9

D463,660	S *	10/2002	Alves et al.	D3/218
D481,250	S *	10/2003	Hassett	D6/632
D482,522	S *	11/2003	Hassett	D3/218
D488,020	S *	4/2004	Fung	D6/632
D514,863	S *	2/2006	Fair	D6/633
D515,362	S *	2/2006	Chan	D7/607

FOREIGN PATENT DOCUMENTS

WO WO 2005/018376 A2 * 3/2005

* cited by examiner

Primary Examiner—Philip S. Hyder

Assistant Examiner—RoseLynne [Ulm] Cody

(74) *Attorney, Agent, or Firm*—Edward J. DaRin, Esq.;
Edward J. DaRin, Inc.

(57) **CLAIM**

The ornamental design for a storage bag, as shown and
described.

DESCRIPTION

FIG. 1 is a front left hand perspective view of the storage
bag, and showing my new design;

FIG. 2 is a front left hand perspective view of the storage bag
illustrating the handle pulled out from its retracted position;

FIG. 3 is a rear elevational view of the storage bag, as
illustrated in FIG. 1;

FIG. 4 is a top plan of the storage bag, as illustrated in FIG.
1;

FIG. 5 is a bottom plan view of the storage bag of FIG. 1;
FIG. 6 is left hand side elevational view thereof;

FIG. 7 is right hand side elevational view thereof; and,

FIG. 8 is a front left hand perspective view of the storage bag
of FIG. 1 illustrating a front outer surface without the soccer
pattern thereof, it being understood that all other surfaces of
the storage bag are the same as those of FIGS. 1-7.

The storage bag of FIGS. 1-7 is based on the outer surface
of a conventional soccer ball pattern on a sports ball.

1 Claim, 3 Drawing Sheets

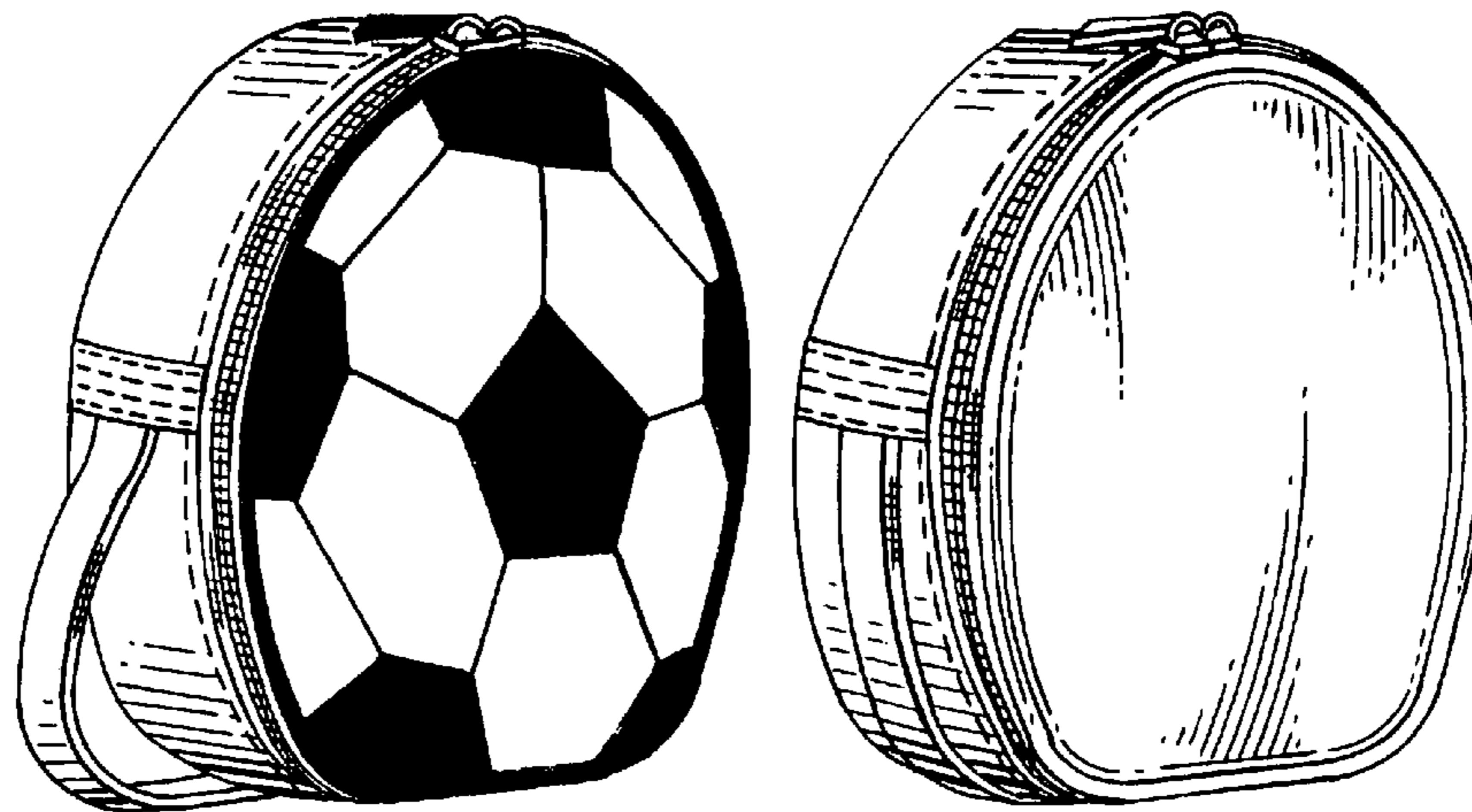



FIG. 1.



FIG. 2.



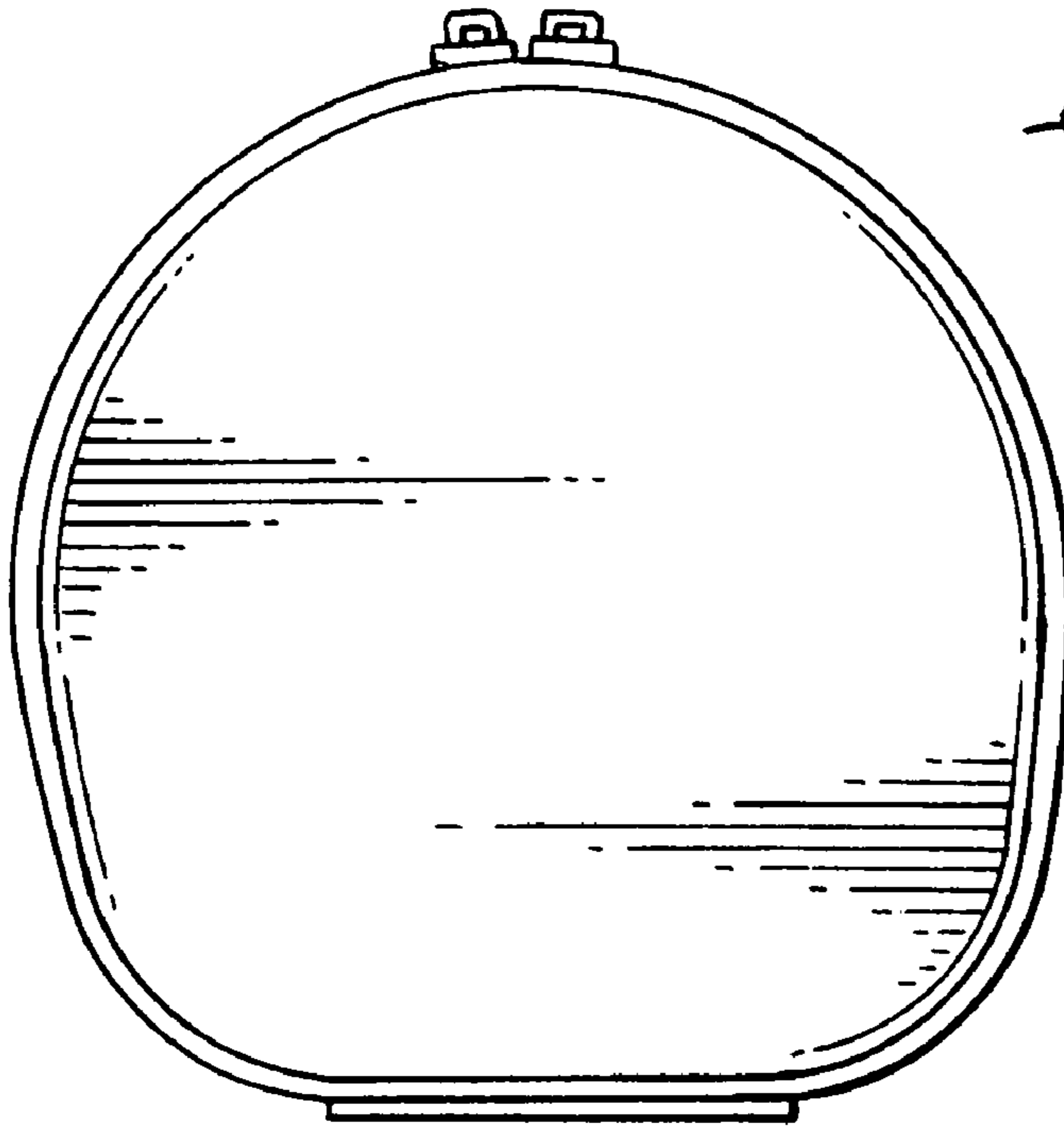


FIG. 3.

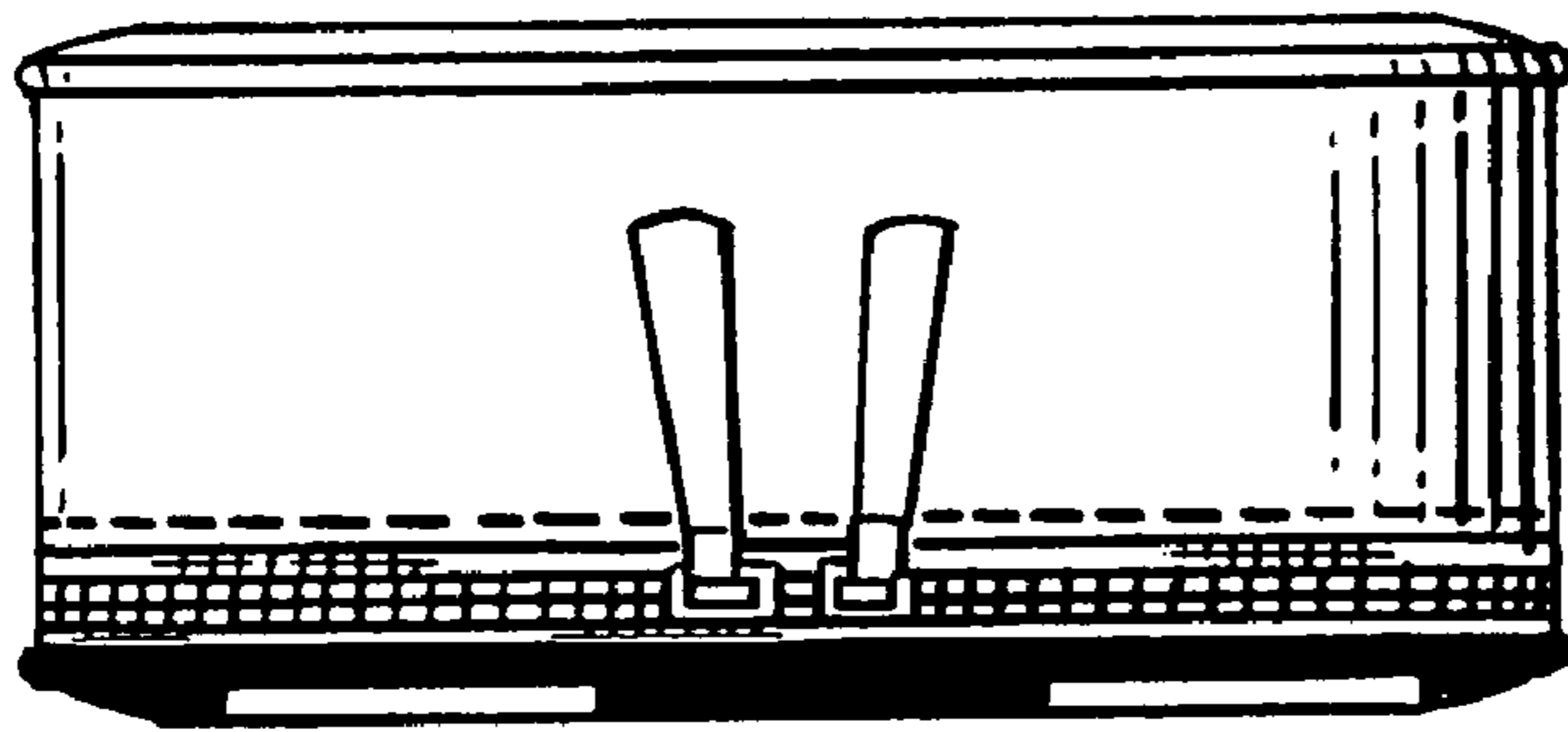


FIG. 4.

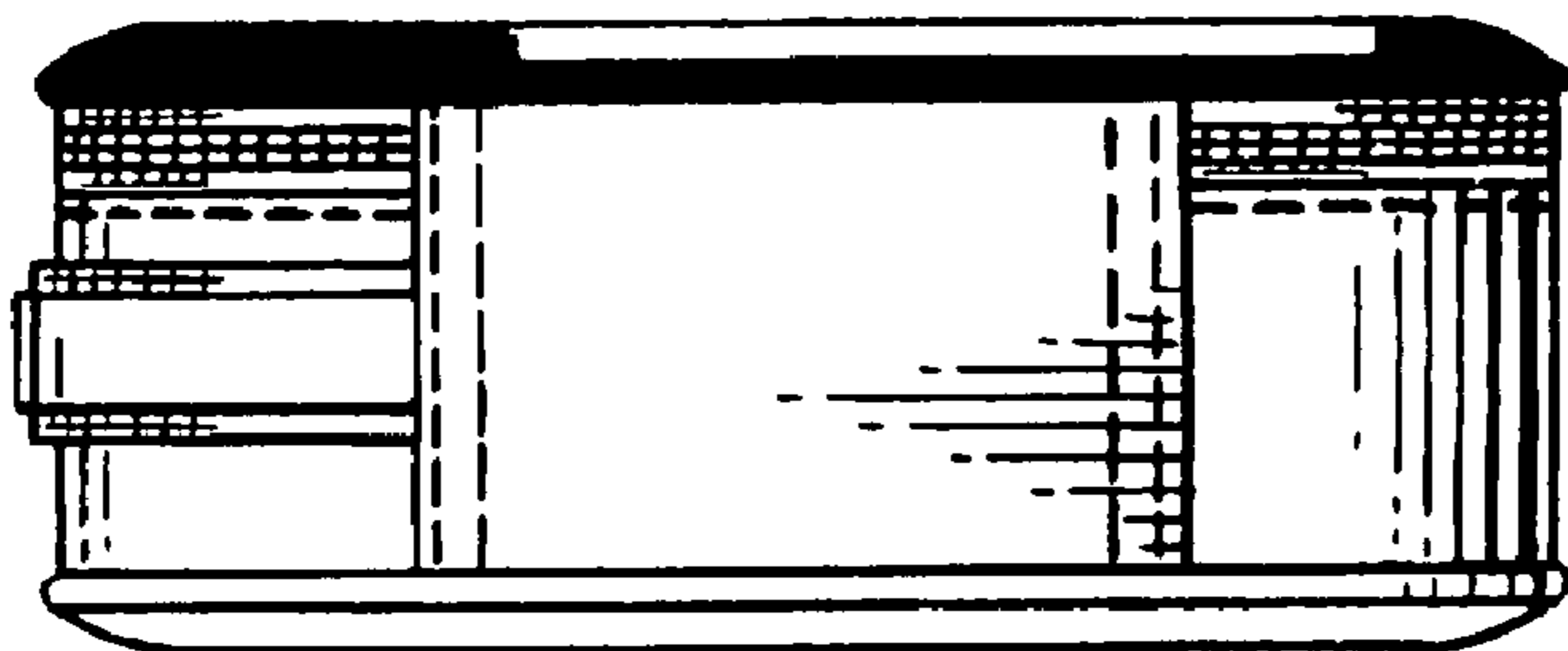


FIG. 5.

FIG. 6.

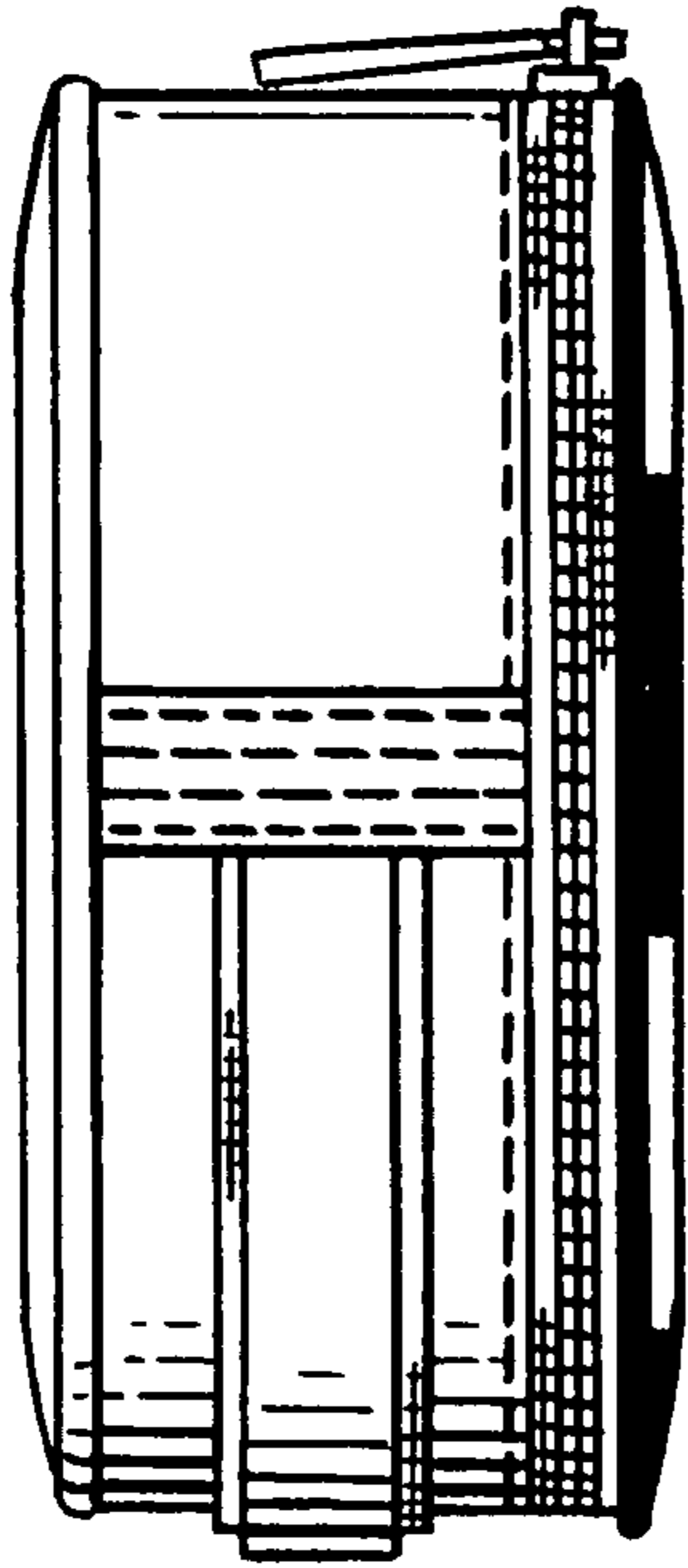


FIG. 7.




FIG. 8.

