

US00D547937S

(12) **United States Design Patent**
Dolan

(10) **Patent No.:** **US D547,937 S**

(45) **Date of Patent:** **** Aug. 7, 2007**

(54) **PORTION OF A SHOE UPPER**

(75) Inventor: **Robert W. Dolan**, Portland, OR (US)

(73) Assignee: **Nike, Inc.**, Beaverton, OR (US)

(**) Term: **14 Years**

(21) Appl. No.: **29/277,949**

(22) Filed: **Mar. 14, 2007**

(51) **LOC (8) Cl.** **02-99**

(52) **U.S. Cl.** **D2/972**

(58) **Field of Classification Search** D2/902,
D2/906-908, 944, 969, 972-974, 951-960,
D2/946; 36/45, 50.1, 77 M, 77 R, 83, 88,
36/113, 114, 126-134

See application file for complete search history.

(56) **References Cited**

U.S. PATENT DOCUMENTS

648,209 A	4/1900	Jackson	
2,942,359 A	6/1960	Bushway et al.	
D250,917 S	1/1979	Wynne	
4,342,161 A	8/1982	Schmohl	
4,354,319 A	10/1982	Block et al.	
D290,901 S	7/1987	Tong et al.	
D296,611 S	7/1988	Brown et al.	
D296,836 S	7/1988	Brown et al.	
4,910,883 A	3/1990	Zock, Jr.	
D326,353 S	5/1992	Close	
D394,147 S	5/1998	Schenone	
D398,758 S	9/1998	Hlavacs	
D412,054 S	7/1999	Gray et al.	
D415,878 S *	11/1999	Avar et al.	D2/972
D418,284 S	1/2000	Hlavacs	
D424,798 S	5/2000	McDowell	
D429,556 S	8/2000	Vestuti	
D449,730 S *	10/2001	McDowell	D2/972
D480,553 S *	10/2003	Adams et al.	D2/969
6,701,644 B2	3/2004	Oorei et al.	
D499,232 S	12/2004	Sakai et al.	
D507,866 S *	8/2005	Cooper	D2/972

D508,604 S	8/2005	Roulo	
D511,607 S	11/2005	Della Valle	
D511,610 S	11/2005	Della Valle	
D520,719 S *	5/2006	Della Valle	D2/908
D529,277 S	10/2006	Roulo	
D532,193 S	11/2006	Cessor	
D538,013 S *	3/2007	Della Valle	D2/907
D538,517 S *	3/2007	Della Valle	D2/907

OTHER PUBLICATIONS

Nike Footwear Catalog (FA 98), p. W14, published Nov. 1997, Beaverton, Oregon, U.S.A.

(Continued)

Primary Examiner—Dominic Simone

(74) *Attorney, Agent, or Firm*—TraskBritt, P.C.

(57) **CLAIM**

The ornamental design for a portion of a shoe upper, as shown and described.

DESCRIPTION

FIG. 1 is a perspective view of a portion of a shoe upper showing my new design;

FIG. 2 is a side of the portion of a shoe upper shown in FIG. 1;

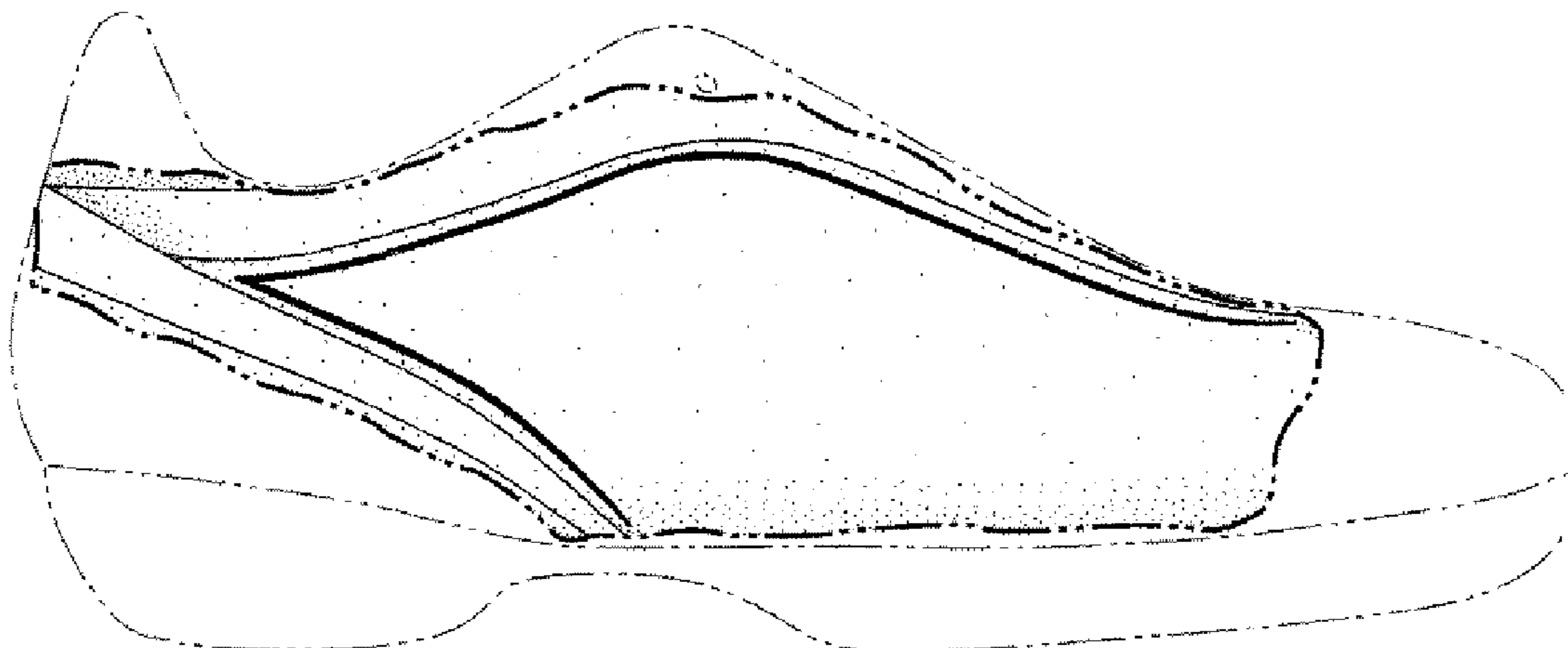
FIG. 3 is a front view of the portion of a shoe upper shown in FIG. 1;

FIG. 4 is a rear view of the portion of a shoe upper shown in FIG. 1; and,

FIG. 5 is a top view of the portion of a shoe upper shown in FIG. 1.

The uneven broken line immediately adjacent to the shaded area represent the bounds of the claimed design. All other uneven broken lines represent the remaining portion of the shoe. The uneven broken line representations in FIGS. 1-5 are for illustrative purposes only and form no part of the claimed design.

1 Claim, 2 Drawing Sheets



OTHER PUBLICATIONS

Nike Footwear Catalog (HO 99), p. W8, published Mar. 1999, Beaverton, Oregon, U.S.A.

Nike Footwear Catalog (FA 01), pp. 11, 111, published Nov. 2000, Beaverton, Oregon, U.S.A.

Women's Nike Footwear Catalog (FA 03), pp. 12, 13, published Nov. 2002, Beaverton, Oregon, U.S.A.

Men's Nike Footwear Catalog (FA 03), p. 14, published Nov. 2002, Beaverton, Oregon, U.S.A.

Nike Footwear Catalog (FA 04), p. 4, published Nov. 2003, Beaverton, Oregon, U.S.A.

Nike Footwear Catalog (HO 04), p. 21, published Mar. 2004, Beaverton, Oregon, U.S.A.

Men's Nike Footwear Catalog (SP 05), p. 96, published Jun. 2004, Beaverton, Oregon, U.S.A.

Women's Nike Footwear Catalog (SP05), p. 5, published Jun. 2004, Beaverton, Oregon, U.S.A.

Nike Footwear Catalog (LS 05), pp. 24, 79, 126, published Sep. 2004, Beaverton, Oregon, U.S.A.

Nike Footwear Catalog (HO 05), p. 86, published Mar. 2005, Beaverton, Oregon, U.S.A.

Nike Footwear Catalog (SP 06), p. 118, published Jun. 2005, Beaverton, Oregon, U.S.A.

Nike Footwear Catalog (LS 06), p. 44, published Sep. 2005, Beaverton, Oregon, U.S.A.

Nike Footwear Catalog (SP 07), p. 148, published Jun. 2006, Beaverton, Oregon, U.S.A.

Nike Footwear Catalog (SU 07), pp. 37, 87, 144, 155, published Sep. 2006, Beaverton, Oregon, U.S.A.

* cited by examiner

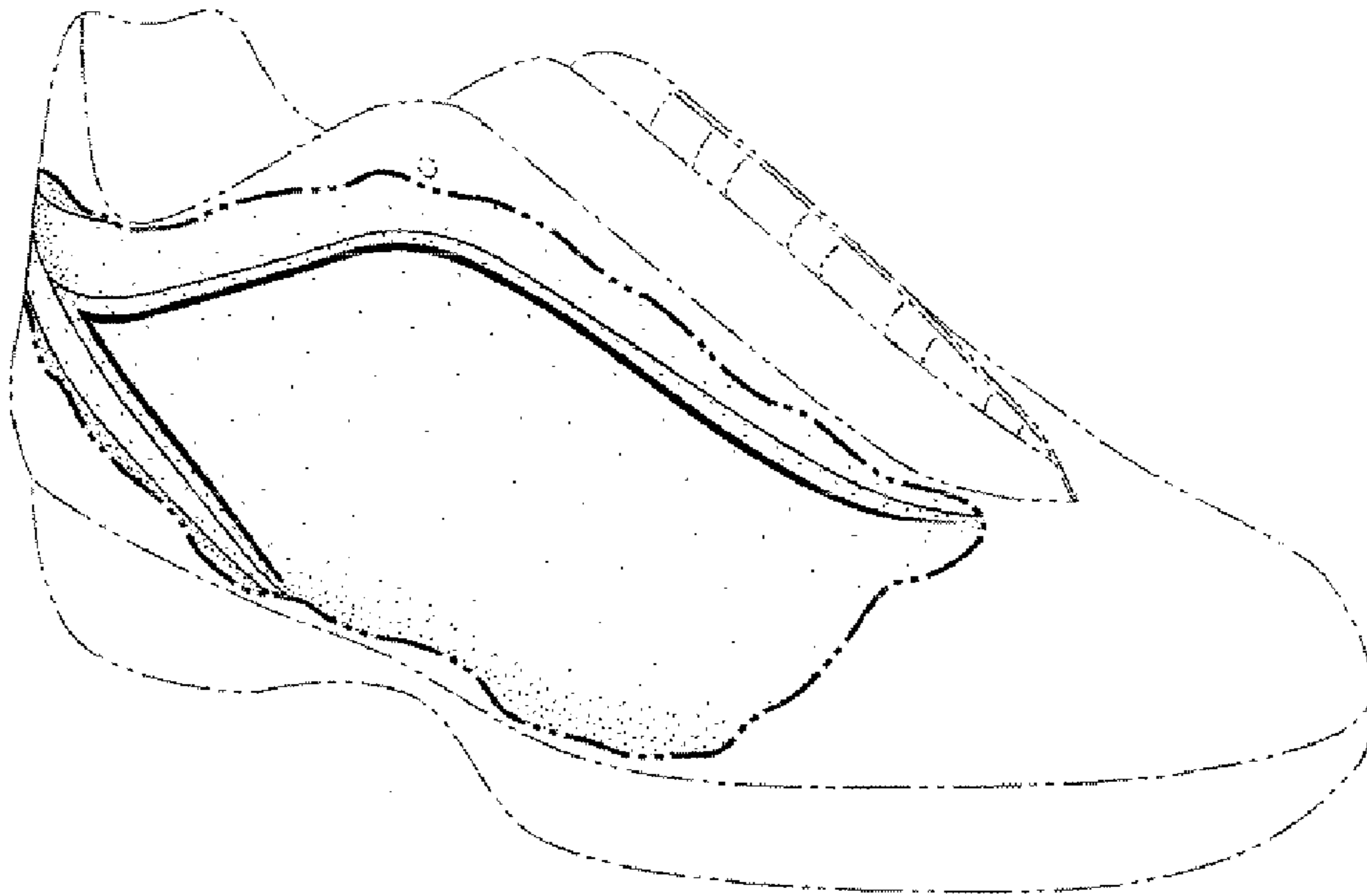


FIG. 1

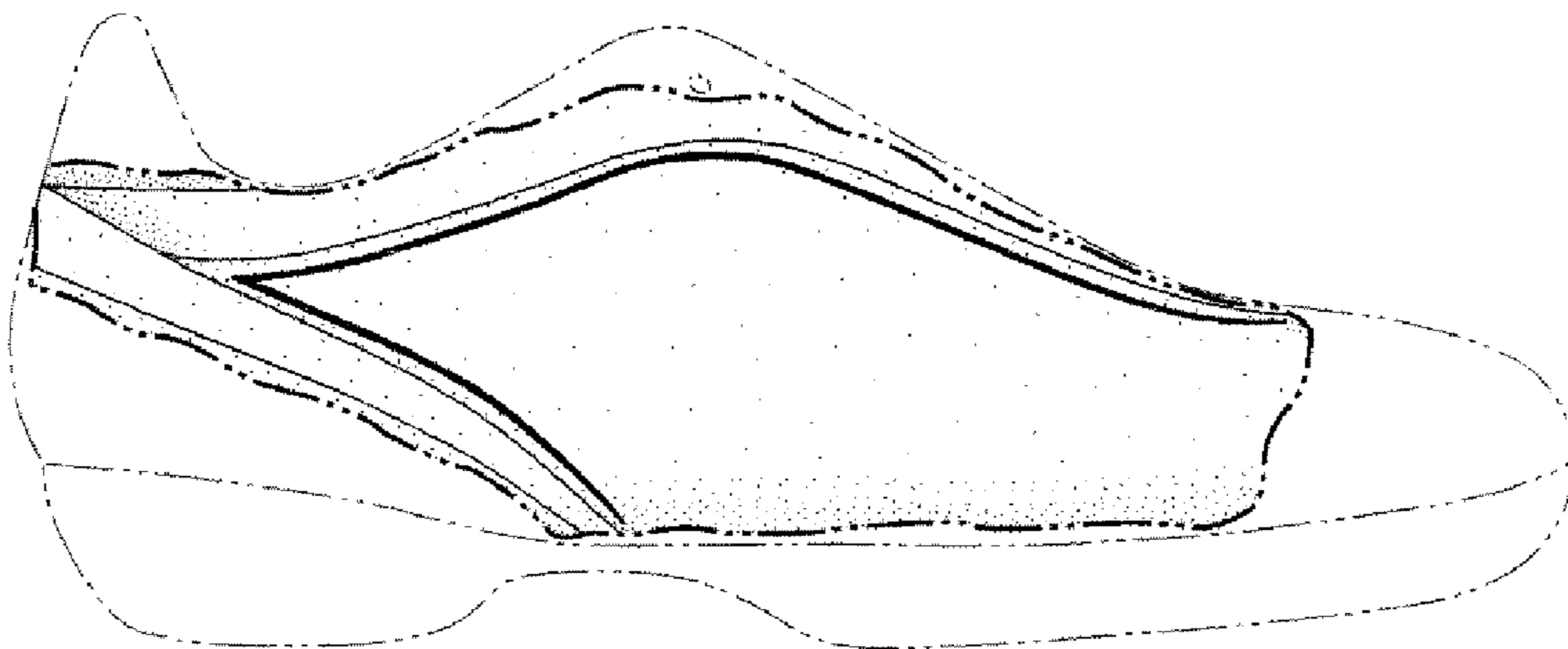


FIG. 2

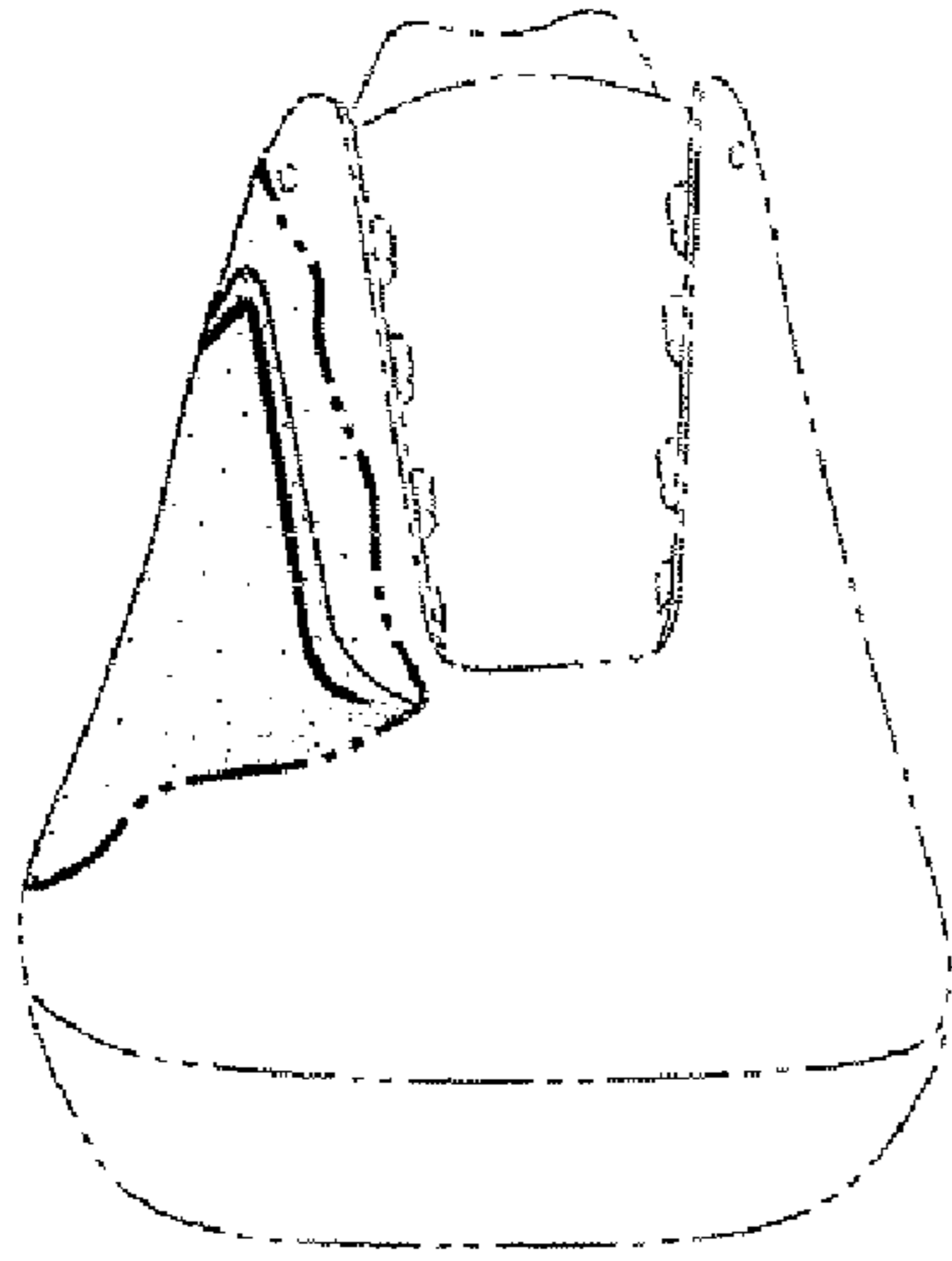


FIG. 3

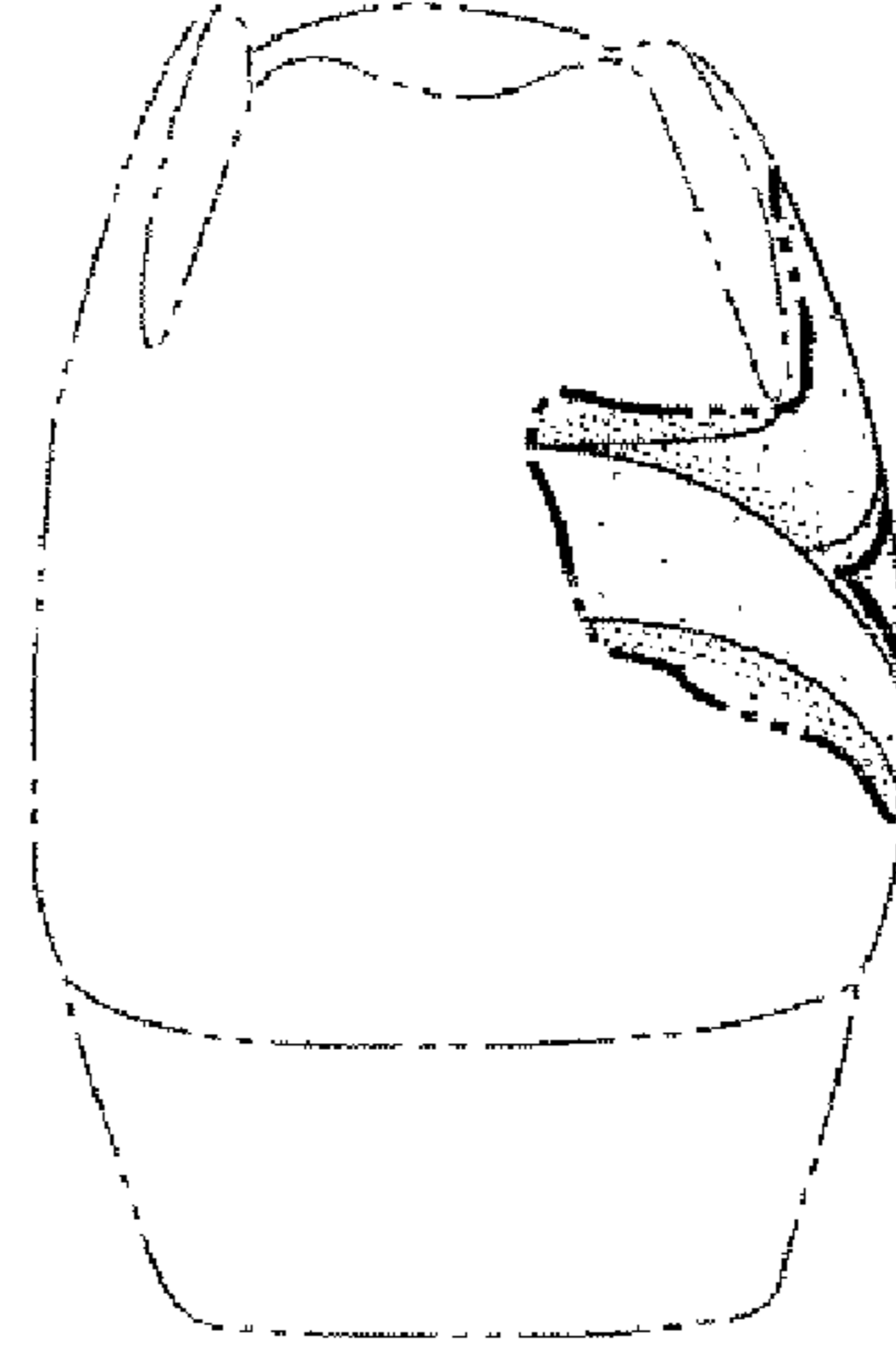


FIG. 4

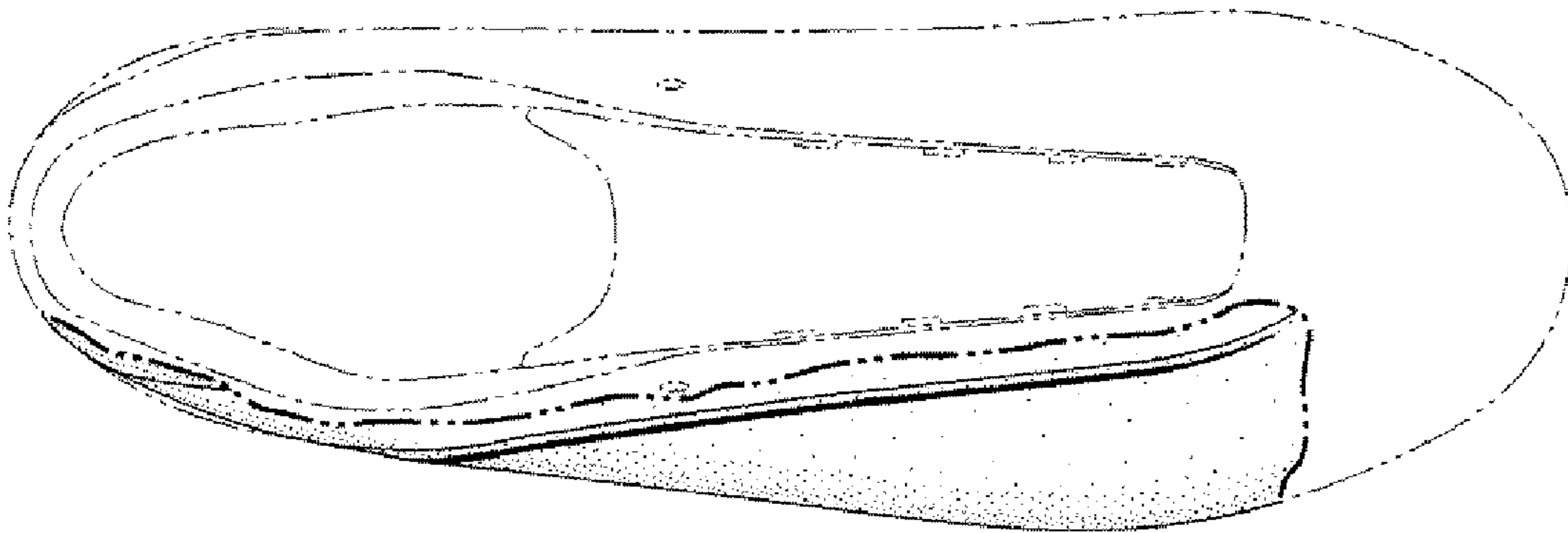


FIG. 5