

US00D547934S

(12) **United States Design Patent**
Loverin

(10) **Patent No.:** **US D547,934 S**

(45) **Date of Patent:** **** Aug. 7, 2007**

(54) **SHOE SOLE**

(75) Inventor: **Marc R. Loverin**, Scituate, MA (US)

(73) Assignee: **SRI, Inc.**, Wilmington, DE (US)

(**) Term: **14 Years**

(21) Appl. No.: **29/236,237**

(22) Filed: **Aug. 12, 2005**

(51) **LOC (8) Cl.** **02-04**

(52) **U.S. Cl.** **D2/955; D2/953; D2/954;**
D2/956; D2/957; D2/960

(58) **Field of Classification Search** **D2/902,**
D2/906, 908, 916, 947, 951, 953-957, 959-960;
36/3 B, 7.3, 14, 22 R, 24.5, 25 R, 28, 32 R,
36/67 A, 59 C

See application file for complete search history.

(56) **References Cited**

U.S. PATENT DOCUMENTS

432,149 A	7/1890	Schummel
897,920 A	9/1908	McIntyre
2,193,943 A	3/1940	Shea
2,201,300 A	5/1940	Prue
2,555,590 A	6/1951	Johnson
2,814,133 A	11/1957	Herbst
2,826,832 A	3/1958	Rollman et al.
D185,654 S	7/1959	Zerkowitz
3,100,354 A	8/1963	Lombard et al.
4,281,467 A	8/1981	Anderie
D268,543 S	4/1983	Bretschneider
4,624,062 A	11/1986	Autry
D288,621 S	3/1987	Surpuriya et al.
4,667,423 A	5/1987	Autry et al.
D294,423 S	3/1988	Zuidema et al.
D298,483 S	11/1988	Liggett et al.
4,794,707 A	1/1989	Franklin et al.
4,817,304 A	4/1989	Parker et al.

D320,884 S	10/1991	Brue
D323,059 S	1/1992	Hatfield
5,185,943 A	2/1993	Tong et al.
D337,876 S	8/1993	Kilbey
D341,708 S	11/1993	Blissett
D344,172 S	2/1994	Dolinsky
D351,716 S	10/1994	Kawasaki
5,440,826 A	8/1995	Whatley
D366,952 S *	2/1996	Pyle D2/908
D373,674 S	9/1996	Dolinsky
D374,340 S	10/1996	Avar
5,572,804 A	11/1996	Skaja
D379,115 S	5/1997	Kramer

(Continued)

Primary Examiner—Celia A. Murphy

(74) *Attorney, Agent, or Firm*—Fish & Richardson P.C.

(57) **CLAIM**

The ornamental design for a shoe sole, as shown and described.

DESCRIPTION

FIG. 1 is a perspective view of a shoe sole embodying my new design;

FIG. 2 is a front elevational view of the shoe sole of FIG. 1;

FIG. 3 is a rear view thereof;

FIG. 4 is a right side view thereof;

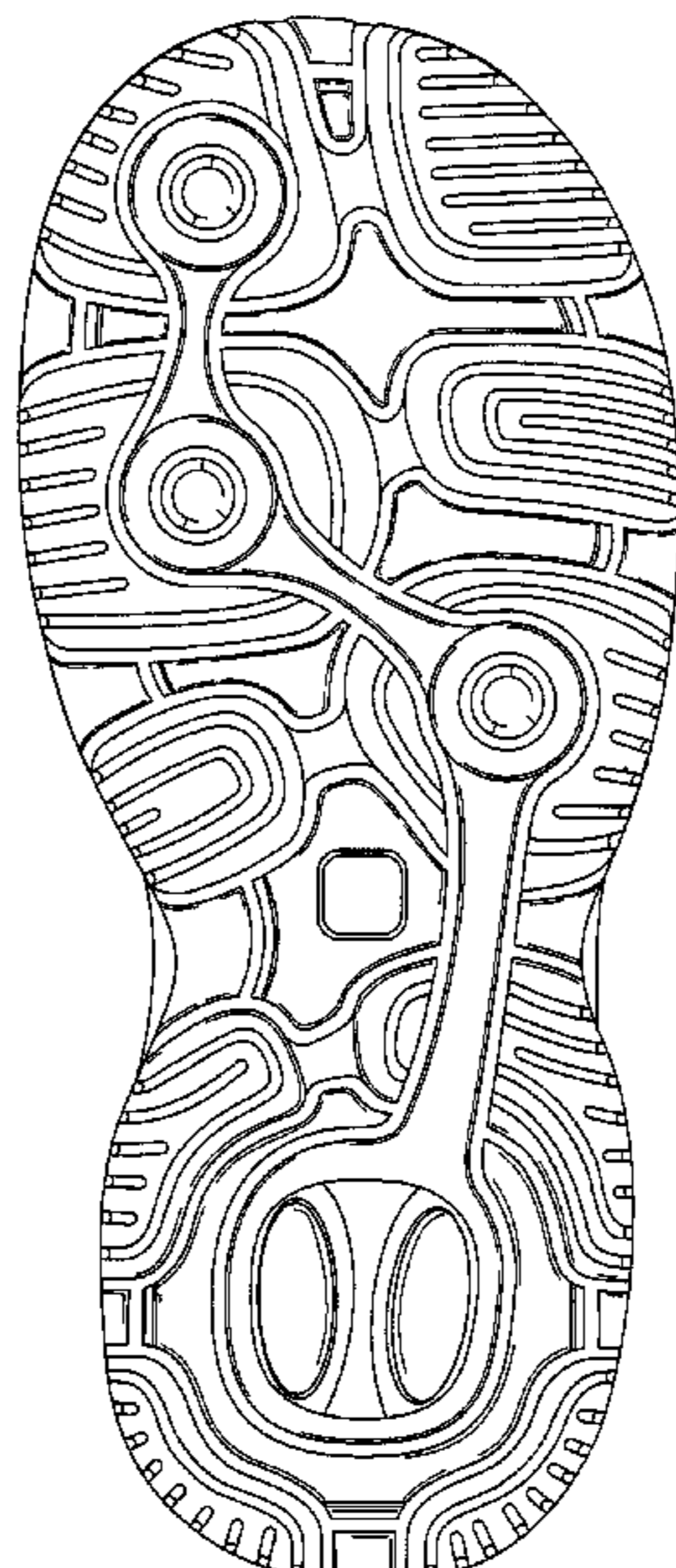
FIG. 5 is a left side elevational view of the shoe sole of FIG. 1;

FIG. 6 is a bottom plan view of the shoe sole of FIG. 1; and,

FIG. 7 is a top plan view of the shoe sole of FIG. 1.

The broken line immediately adjacent to the solid lines in FIG. 7 represents the boundary of the design. Neither the broken line nor the area within forms any part of the claim.

1 Claim, 5 Drawing Sheets



US D547,934 S

Page 2

U.S. PATENT DOCUMENTS					
D383,593 S	9/1997	Lozano	6,050,002 A	4/2000	Meschan
D386,590 S	11/1997	Cass	D424,289 S	5/2000	Sorofman
D386,591 S	11/1997	Kuerbis	6,082,023 A	7/2000	Dalton
D387,193 S *	12/1997	Glicksman et al. D2/952	6,082,024 A	7/2000	DelBiondi
D387,698 S	12/1997	Hatfield et al.	D429,554 S	8/2000	Gillespie
D389,994 S	2/1998	Sessa	D430,389 S	9/2000	DelBiondi
5,718,064 A	2/1998	Pyle	6,115,944 A	9/2000	Lain
D395,739 S	7/1998	Mervar	D432,762 S *	10/2000	Weege D2/953
5,787,609 A	8/1998	Wu	D434,549 S	12/2000	Solaroli
D397,546 S	9/1998	Merceron	D452,060 S	12/2001	Estey
D398,740 S	9/1998	Hewett	D452,061 S	12/2001	Smith
D403,145 S *	12/1998	Truelsen D2/957	D458,441 S	6/2002	Gillespie
5,852,886 A	12/1998	Slepian et al.	D459,865 S	7/2002	Urie et al.
D404,549 S	1/1999	Greenberg	D461,298 S *	8/2002	Urie et al. D2/955
D404,895 S	2/1999	Rosato	D473,697 S	4/2003	Gillespie
D405,247 S	2/1999	Bouchoms	D474,877 S *	5/2003	Belley et al. D2/953
D405,942 S	2/1999	Kelchak	D483,933 S *	12/2003	Adams et al. D2/955
D411,579 S	6/1999	Dolinsky	D497,244 S *	10/2004	Sedlbauer D2/955
5,926,974 A	7/1999	Friton	D507,096 S *	7/2005	Chen D2/953
5,970,628 A	10/1999	Meschan	D507,097 S *	7/2005	Sonnergren D2/956
5,974,695 A	11/1999	Slepian et al.	D521,715 S *	5/2006	Lotti D2/957
6,026,593 A	2/2000	Harmon-Weiss et al.	2002/0112374 A1	8/2002	Gillespie
6,050,001 A	4/2000	Ditrich	2004/0250446 A1 *	12/2004	Greene et al. 36/25 R

* cited by examiner

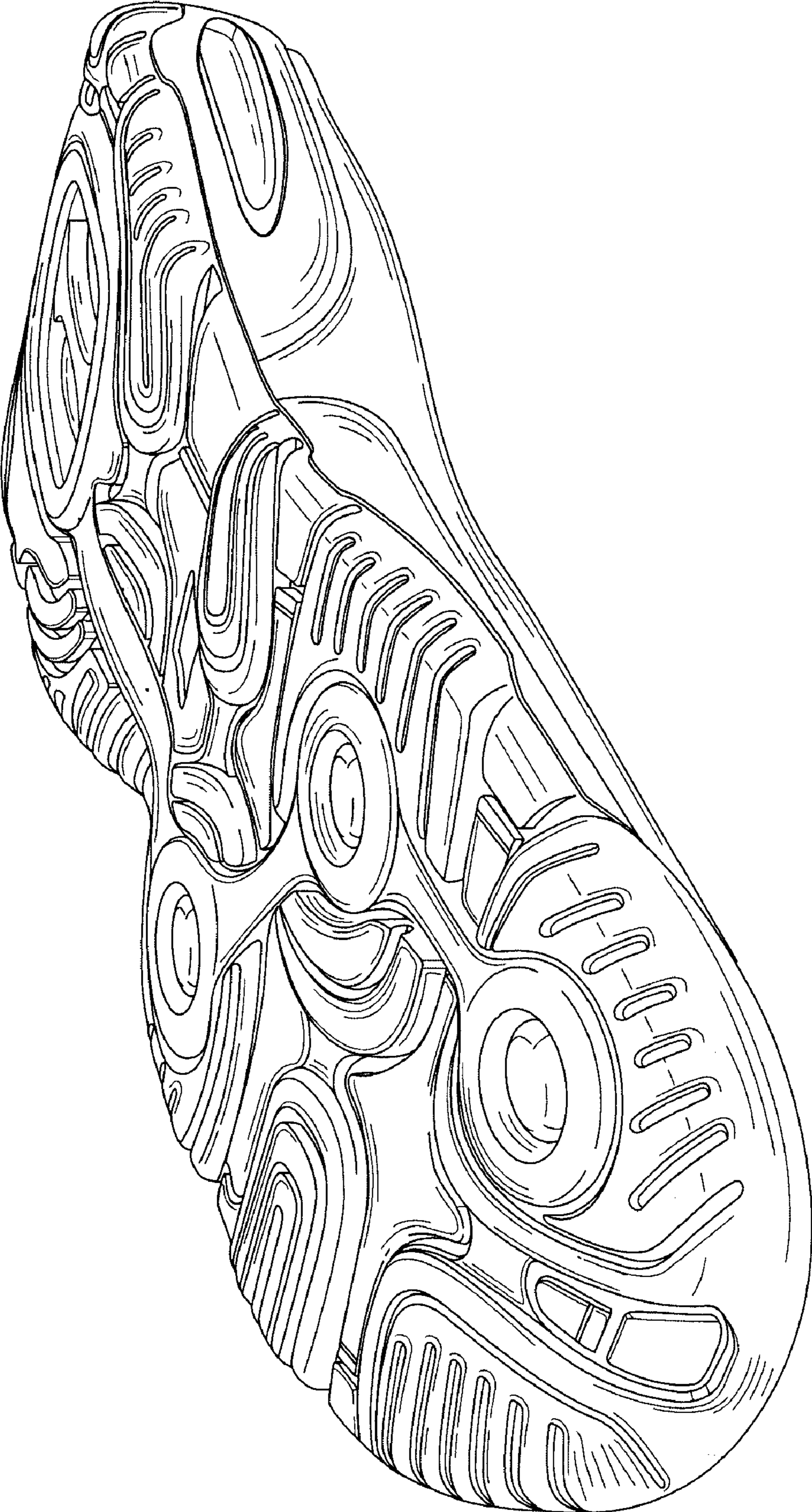


FIG. 1

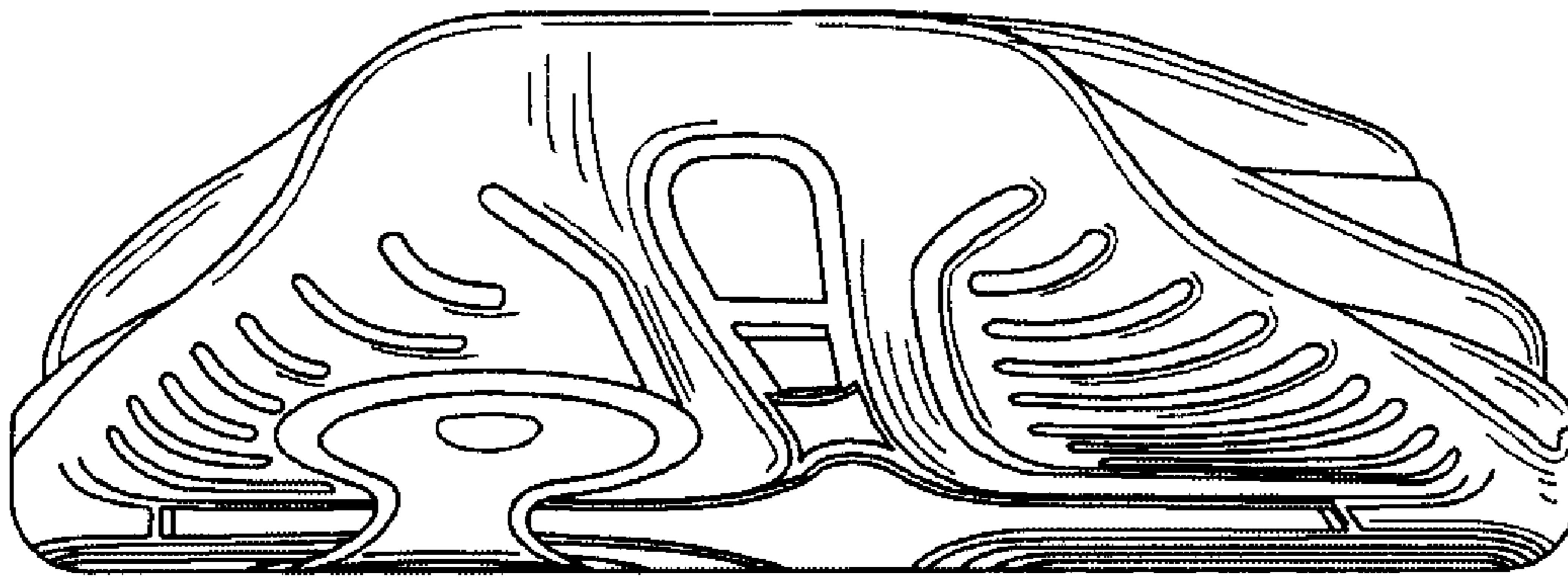


FIG. 2




FIG. 3

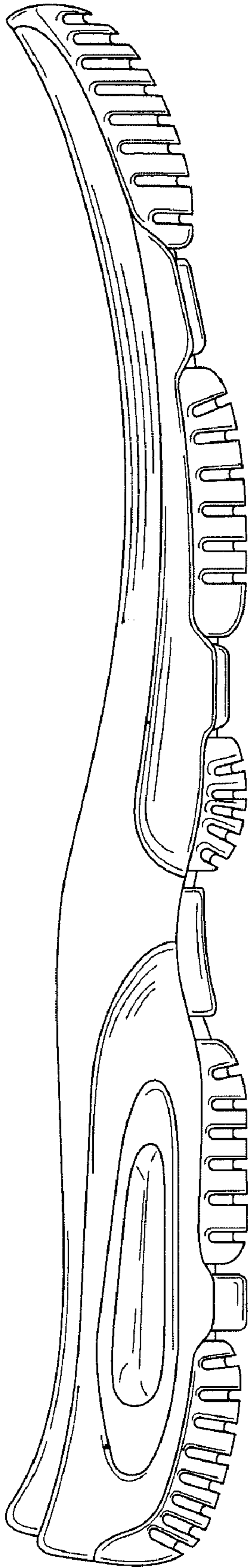


FIG. 4

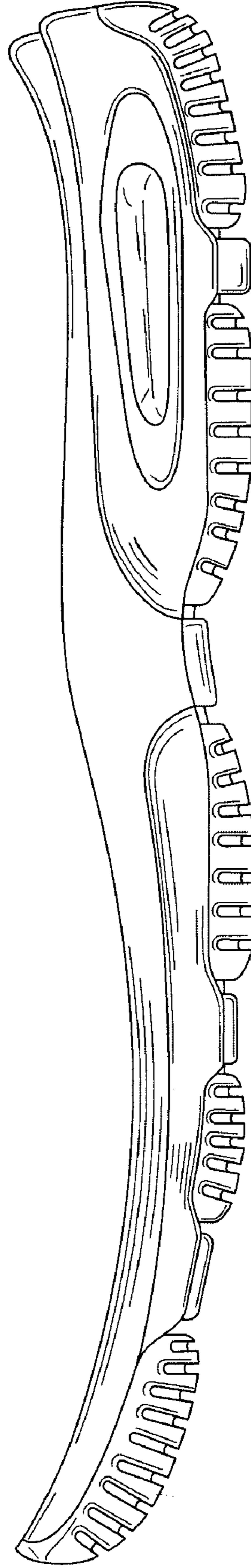


FIG. 5

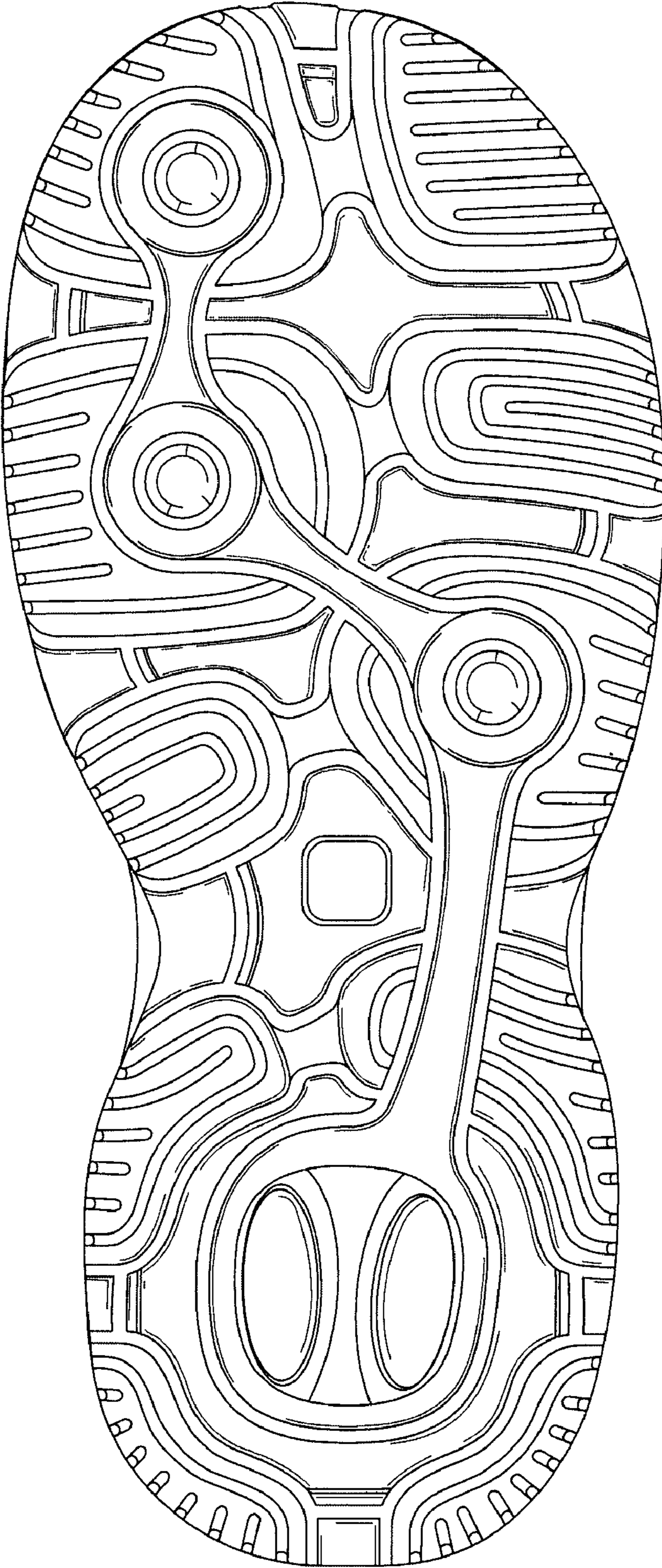


FIG. 6

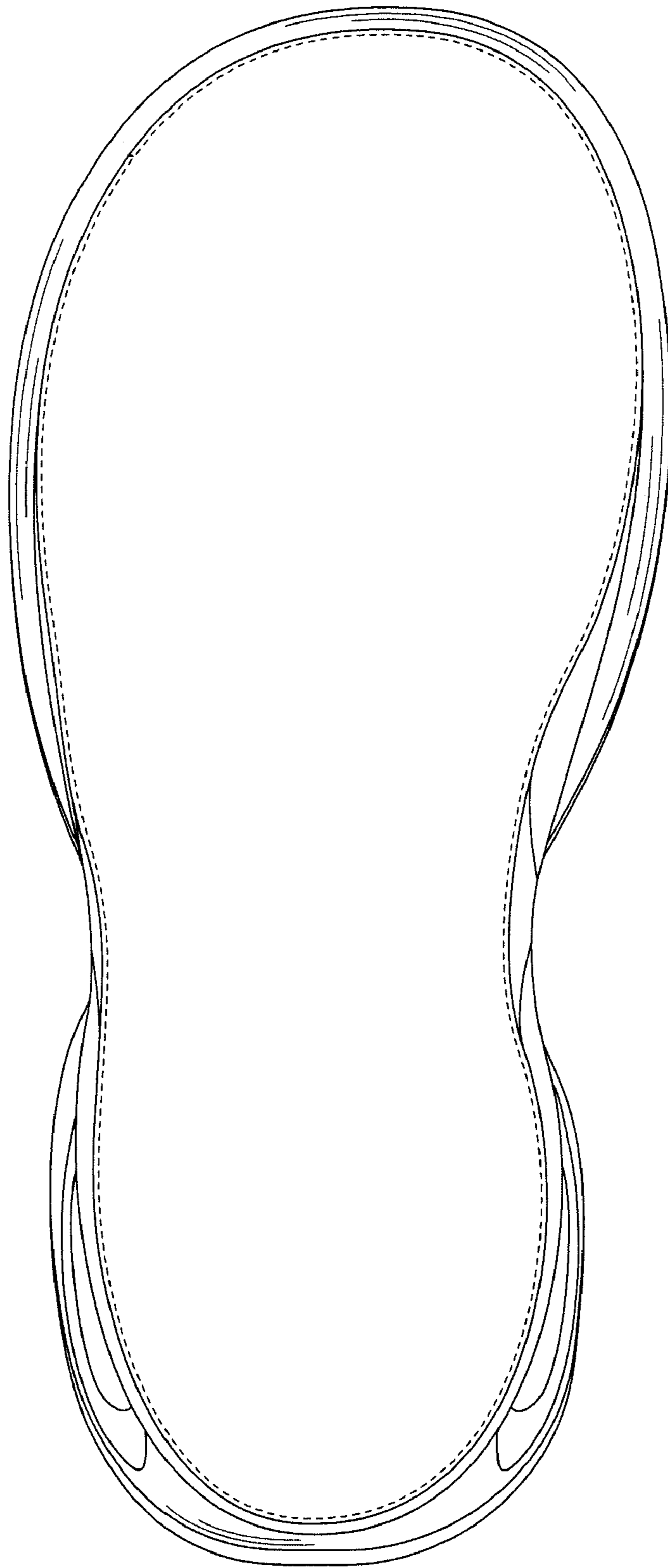


FIG. 7