

US00D547925S

(12) **United States Design Patent**  
**Schappler**

(10) **Patent No.:** **US D547,925 S**

(45) **Date of Patent:** **\*\* Jul. 31, 2007**

(54) **MAILBOX**

(76) Inventor: **Joseph Schappler**, 52 Pasture La.,  
Bedford, NH (US) 03110

(\*\*) Term: **14 Years**

(21) Appl. No.: **29/257,634**

(22) Filed: **Apr. 7, 2006**

(51) **LOC (8) Cl.** ..... **99-00**

(52) **U.S. Cl.** ..... **D99/29**

(58) **Field of Classification Search** ..... D99/28,  
D99/29, 34; 232/17, 28, 35, 39, 44, 45, 34;  
D19/75, 76; D9/422; D6/476, 472  
See application file for complete search history.

(56) **References Cited**

**U.S. PATENT DOCUMENTS**

669,464	A *	3/1901	Lidke	.....	232/17
776,630	A *	12/1904	West	.....	232/28
1,232,616	A *	7/1917	Shinn	.....	232/34
1,362,941	A *	12/1920	Heine	.....	232/28
2,025,251	A *	12/1935	Steinbronn	.....	232/34
D154,234	S *	6/1949	Batzler	.....	D99/29
2,532,289	A *	12/1950	Cahill	.....	232/17
D181,405	S *	11/1957	Buffington	.....	D99/29

3,081,025	A *	3/1963	Griffiths	.....	232/39
D213,738	S *	4/1969	Andia	.....	D99/29
D227,477	S *	6/1973	Stahel, II	.....	D19/76
D231,495	S *	4/1974	Saltz	.....	D19/75

\* cited by examiner

*Primary Examiner*—Paula A. Greene

(74) *Attorney, Agent, or Firm*—Bourque and Associate

(57) **CLAIM**

The ornamental design for mailbox, as shown and described.

**DESCRIPTION**

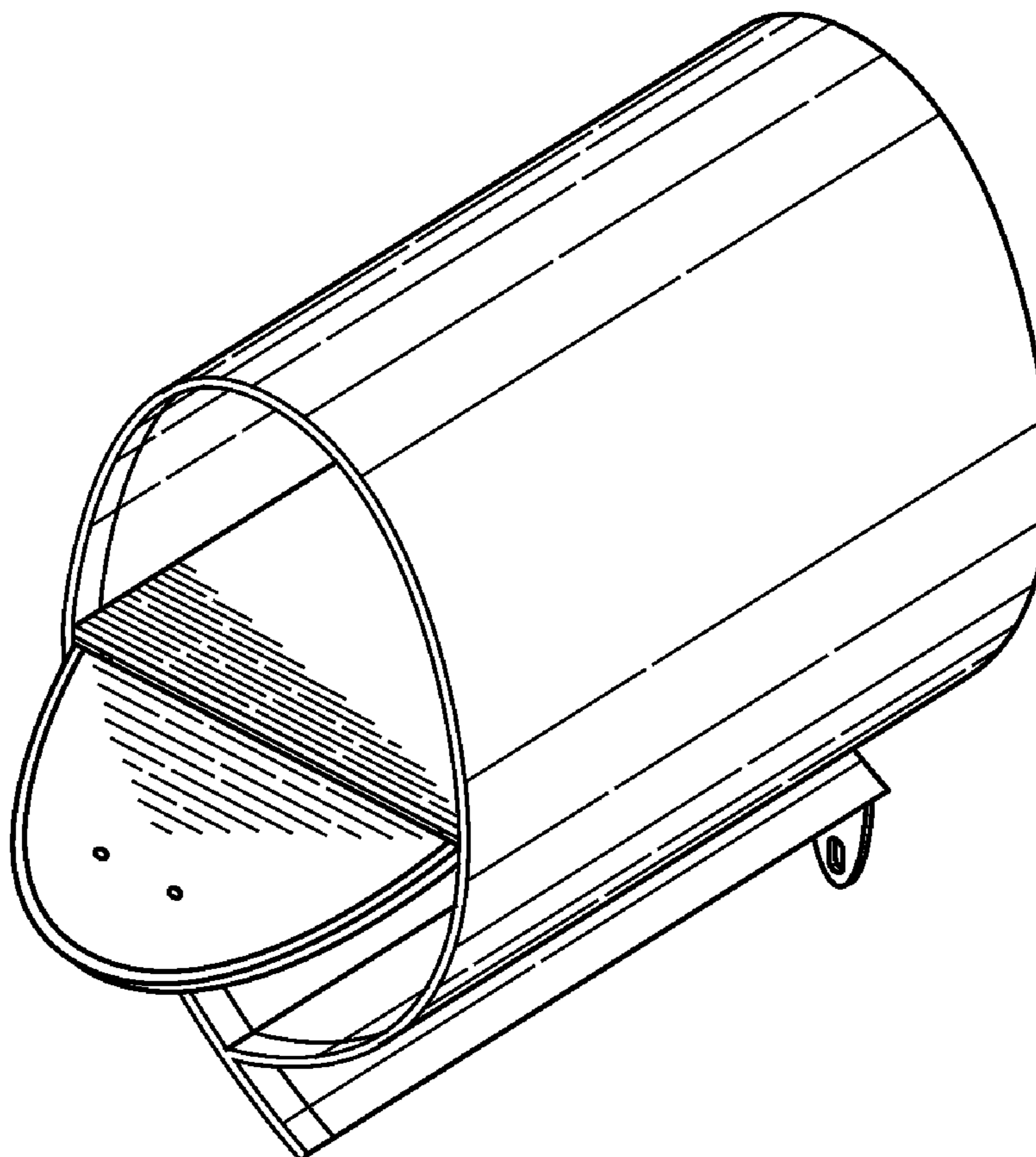
FIG. 1 is a front plan view of the mailbox according to the present invention;

FIG. 2 is a rear plan view of the mailbox shown in FIG. 1 according to the present invention;

FIG. 3 is a bottom, right, side view of the mailbox shown in FIG. 1 according to the present invention, the left side is a mirror image thereof; and,

FIG. 4 is a front, right side perspective view of the mailbox according to the present invention, the front, left perspective side is a mirror image thereof.

**1 Claim, 2 Drawing Sheets**






FIG. 1

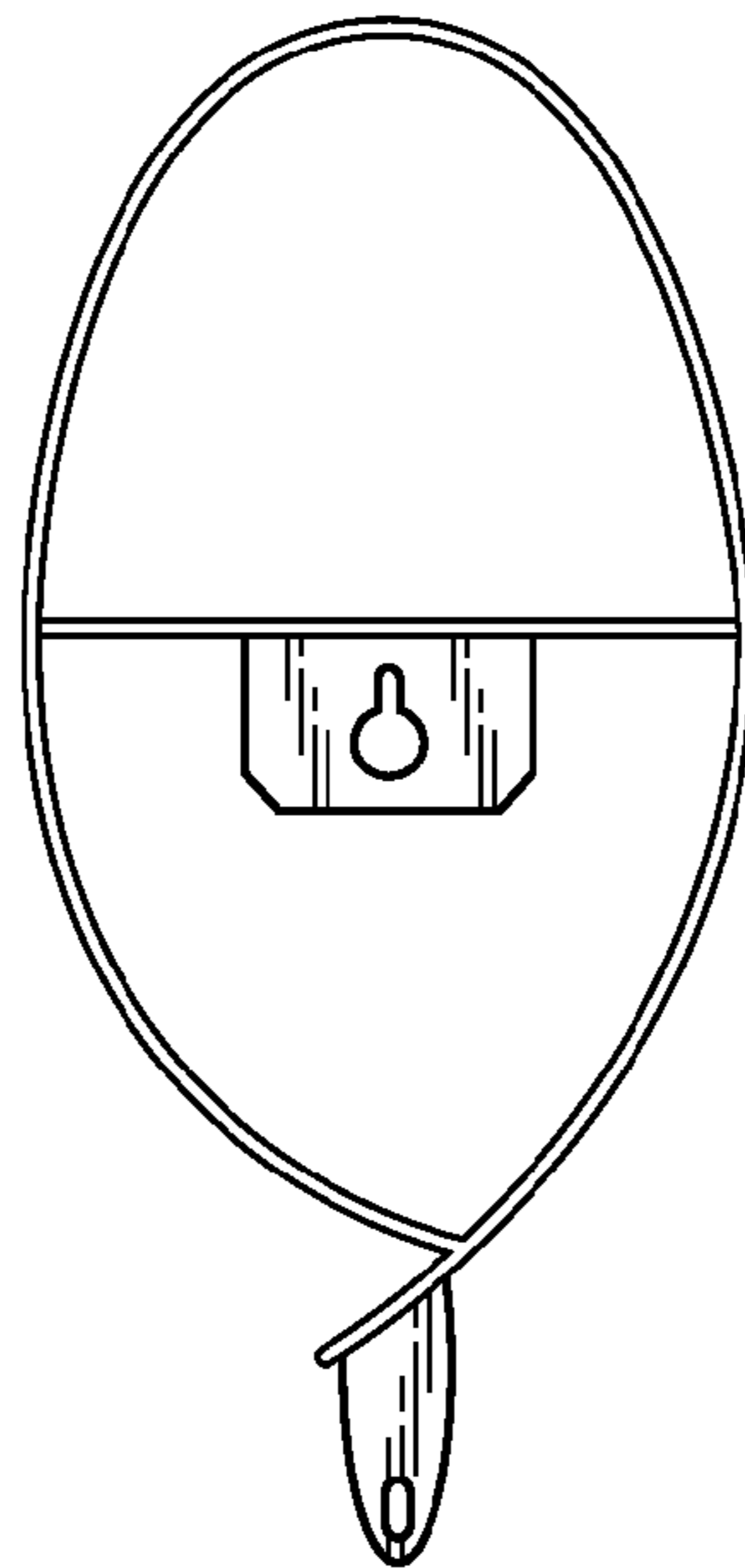


FIG. 2

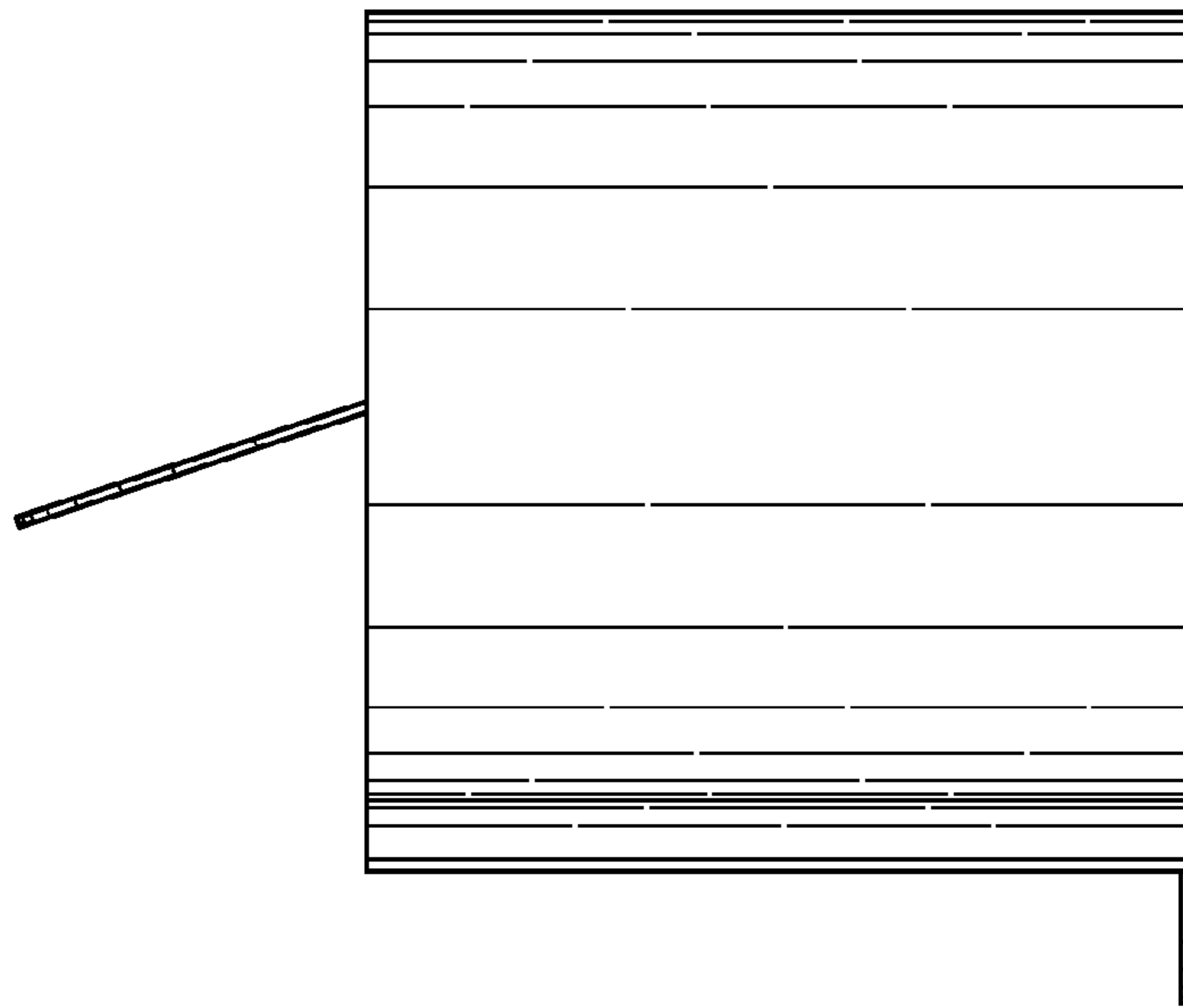


FIG. 3

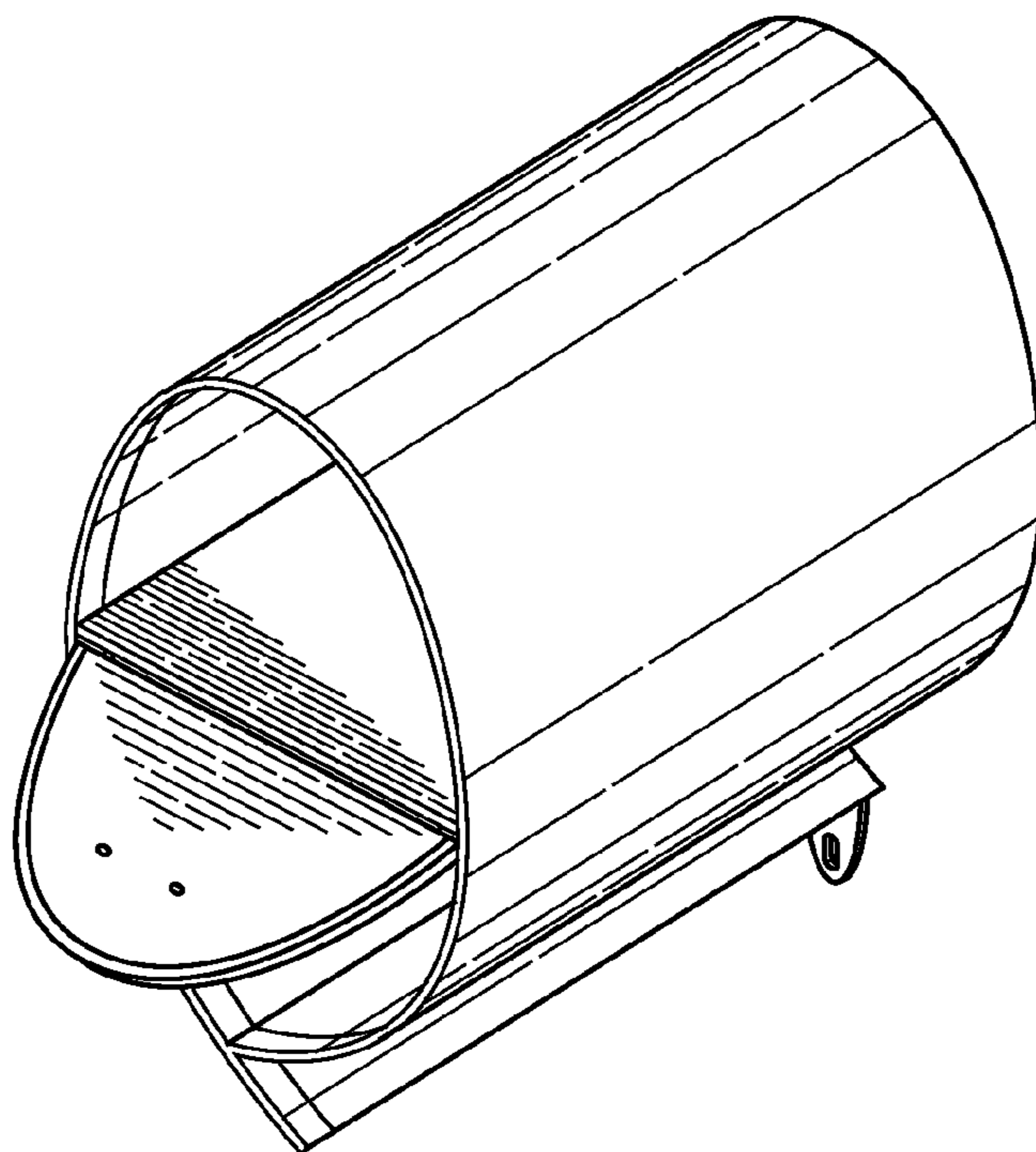


FIG. 4