



US00D547911S

(12) **United States Design Patent**
Subotic

(10) **Patent No.:** **US D547,911 S**

(45) **Date of Patent:** **** Jul. 31, 2007**

(54) **BUILDING WINDOW WIPER**

(76) **Inventor:** **Predrag Subotic**, 8662 Midland Pkwy.,
Jamaica, NY (US) 11432-3042

(**) **Term:** **14 Years**

(21) **Appl. No.:** **29/258,378**

(22) **Filed:** **Apr. 21, 2006**

(51) **LOC (8) Cl.** **15-05**

(52) **U.S. Cl.** **D32/1**

(58) **Field of Classification Search** D32/1;
15/320, 50.1, 103, 250.11, 250.04

See application file for complete search history.

(56) **References Cited**

U.S. PATENT DOCUMENTS

1,348,443	A *	8/1920	Piggott	15/250.24
1,661,918	A *	3/1928	Beno	15/250.04
1,766,550	A *	6/1930	Schubert	15/250.04
2,563,696	A *	8/1951	Wayne	15/250.03
3,378,875	A *	4/1968	Kern	15/250.04
3,454,976	A *	7/1969	Kijinski	15/250.01
4,257,138	A *	3/1981	Clements et al.	15/4
6,986,186	B1 *	1/2006	Dube	15/250.01

2003/0066160	A1 *	4/2003	Meller	15/409
2003/0145410	A1 *	8/2003	Butindari	15/250.01
2007/0044259	A1 *	3/2007	White et al.	15/103

* cited by examiner

Primary Examiner—Louis S. Zarfes

Assistant Examiner—Kathleen Sims

(74) *Attorney, Agent, or Firm*—Charles W. Chandler; Steve M. Clemmons

(57) **CLAIM**

The ornamental design for a building window wiper, as shown and described.

DESCRIPTION

FIG. 1 is an elevational view of a building window wiper illustrating my invention;

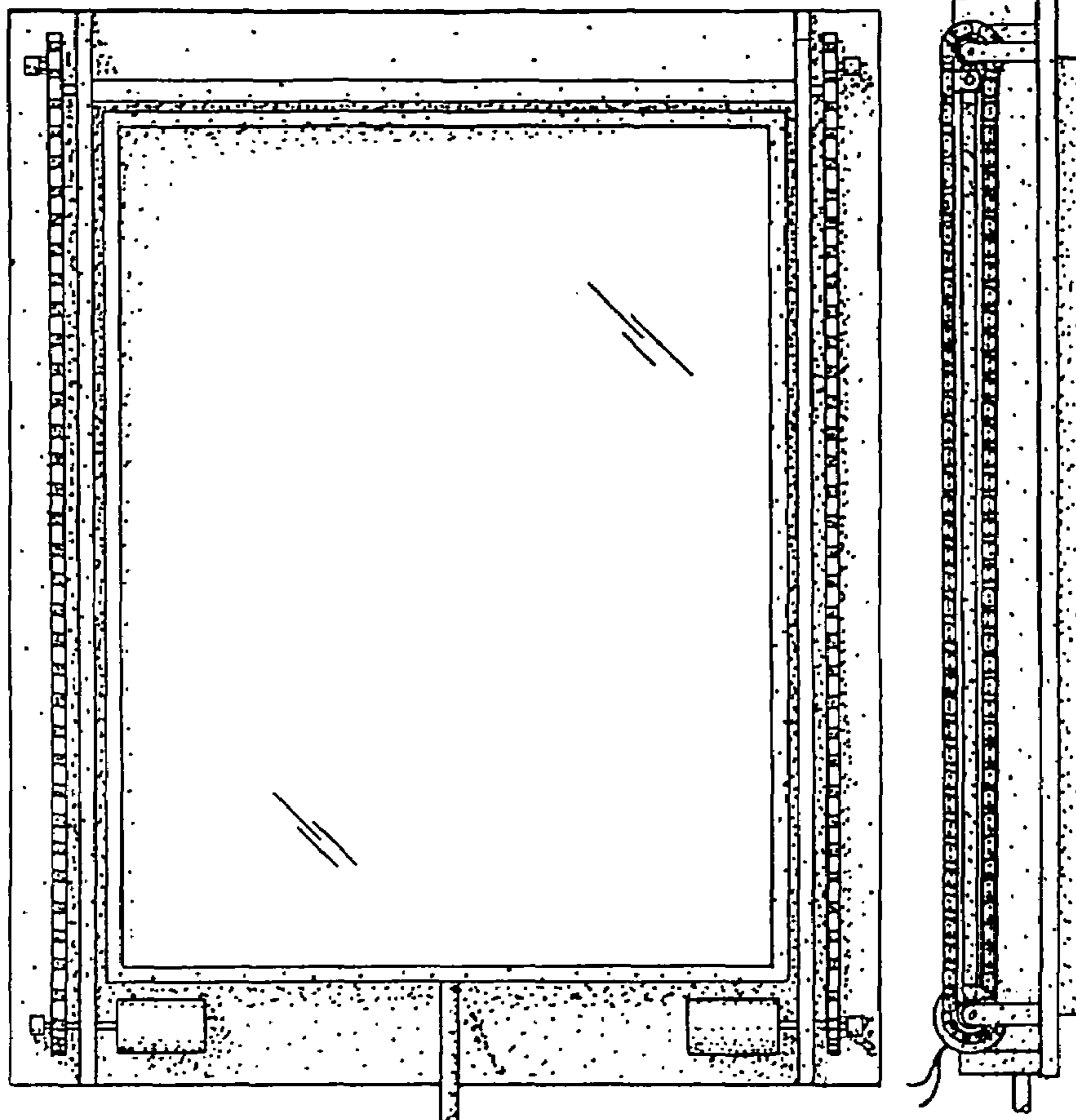
FIG. 2 is a view from the opposite side of FIG. 1;

FIG. 3 is a view of the right side of FIG. 1, the opposite side being a mirror image thereof;

FIG. 4 is view of the top side of FIG. 1; and,

FIG. 5 is a view of the bottom side of FIG. 1.

1 Claim, 2 Drawing Sheets






FIG. 1




FIG. 3

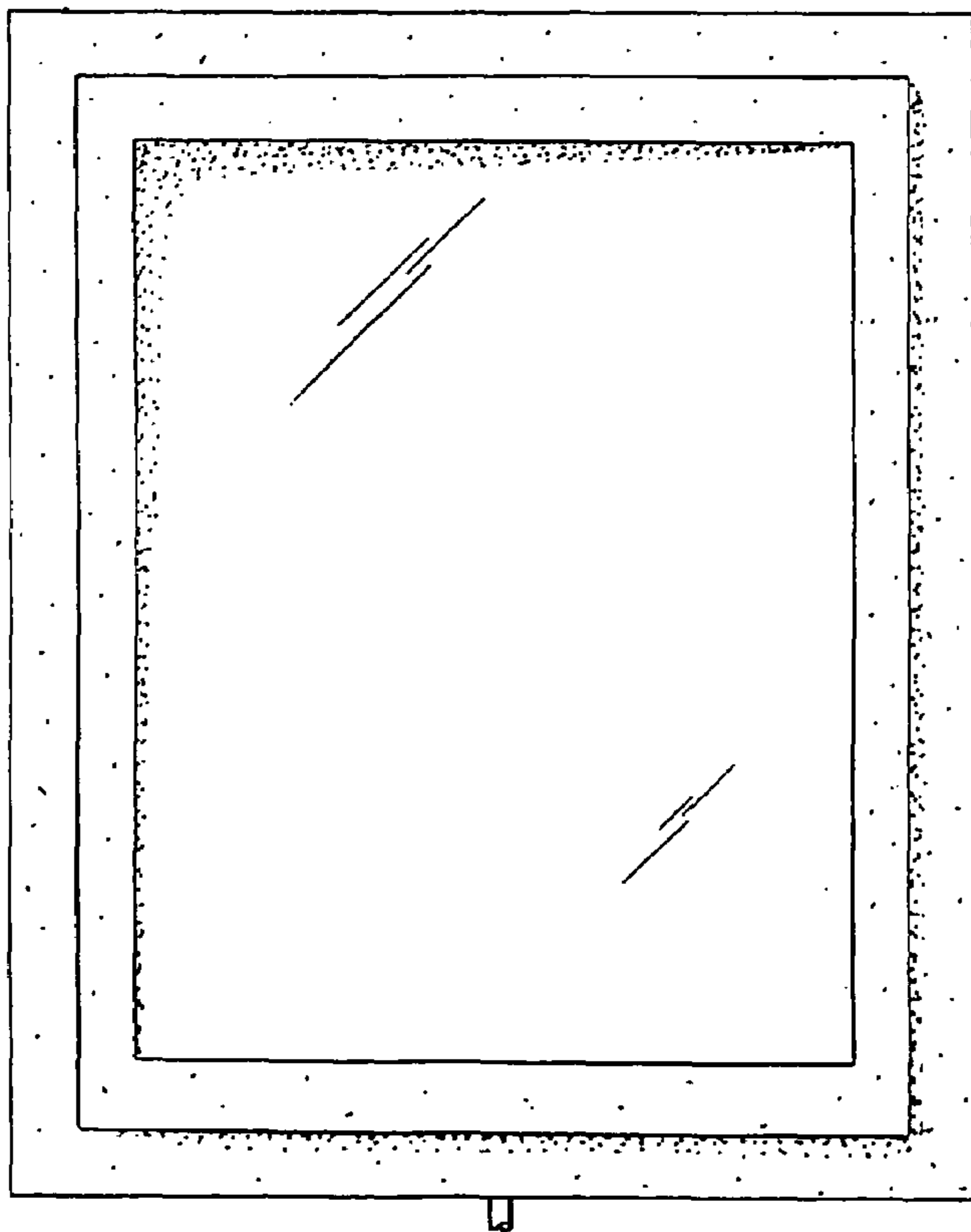


FIG. 2




FIG. 4



FIG. 5