



US00D547909S

(12) **United States Design Patent**
Purnell

(10) **Patent No.:** **US D547,909 S**

(45) **Date of Patent:** **** Jul. 31, 2007**

(54) **WRESTLER HEADGEAR EAR CUP**

(76) **Inventor:** **John Purnell**, 2908 Chiselford Dr.,
Sinking Spring, PA (US) 19608

(**) **Term:** **14 Years**

(21) **Appl. No.:** **29/254,789**

(22) **Filed:** **Mar. 1, 2006**

(51) **LOC (8) Cl.** **29-02**

(52) **U.S. Cl.** **D29/122; D29/112**

(58) **Field of Classification Search** D29/102-108,
D29/112, 122; D24/189, 191, 455, 410-411,
D24/414, 421, 423-425, 9, 206, 209, 909;
128/889, 857, 864, 866-867

See application file for complete search history.

(56) **References Cited**

U.S. PATENT DOCUMENTS

5,685,021	A *	11/1997	Tsujino	2/425
D469,928	S *	2/2003	Keen et al.	D29/112
D476,450	S *	6/2003	Keen et al.	D29/122
6,782,558	B1 *	8/2004	Keen et al.	2/425

D499,847	S *	12/2004	Coutant et al.	D29/122
D500,179	S *	12/2004	Coutant et al.	D29/122
2006/0143806	A1 *	7/2006	Purnell	2/425

* cited by examiner

Primary Examiner—Ruth McInroy

(74) *Attorney, Agent, or Firm*—Sherman & Associates

(57) **CLAIM**

I claim the ornamental design for a wrestler headgear ear cup, as shown and described.

DESCRIPTION

FIG. 1 is an outside view of the wrestler headgear ear cup showing my new design.

FIG. 2 is an inside view.

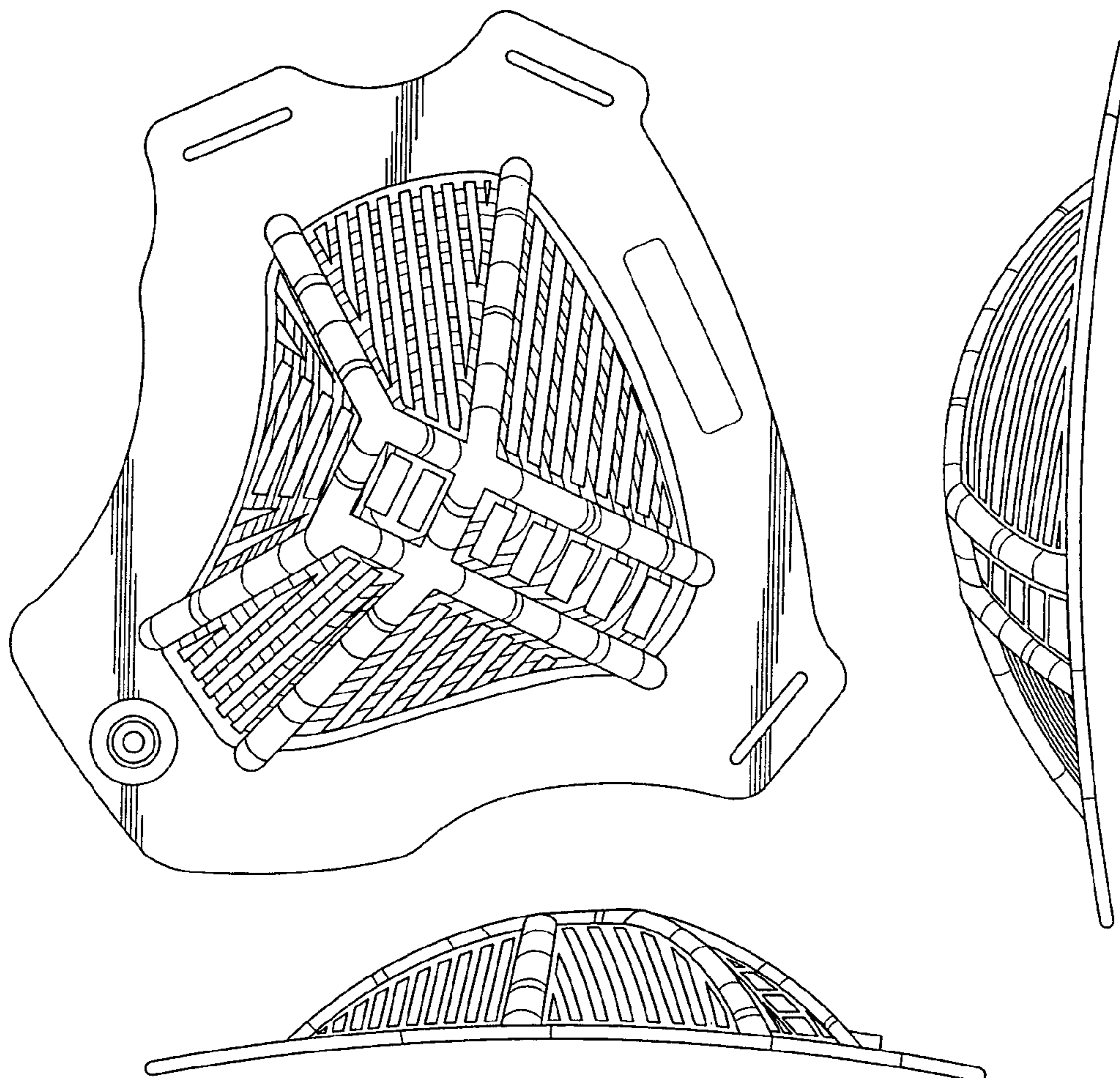
FIG. 3 is a front elevational view.

FIG. 4 is a rear elevational view.

FIG. 5 is a top plan view; and,

FIG. 6 is a bottom plan view.

1 Claim, 4 Drawing Sheets



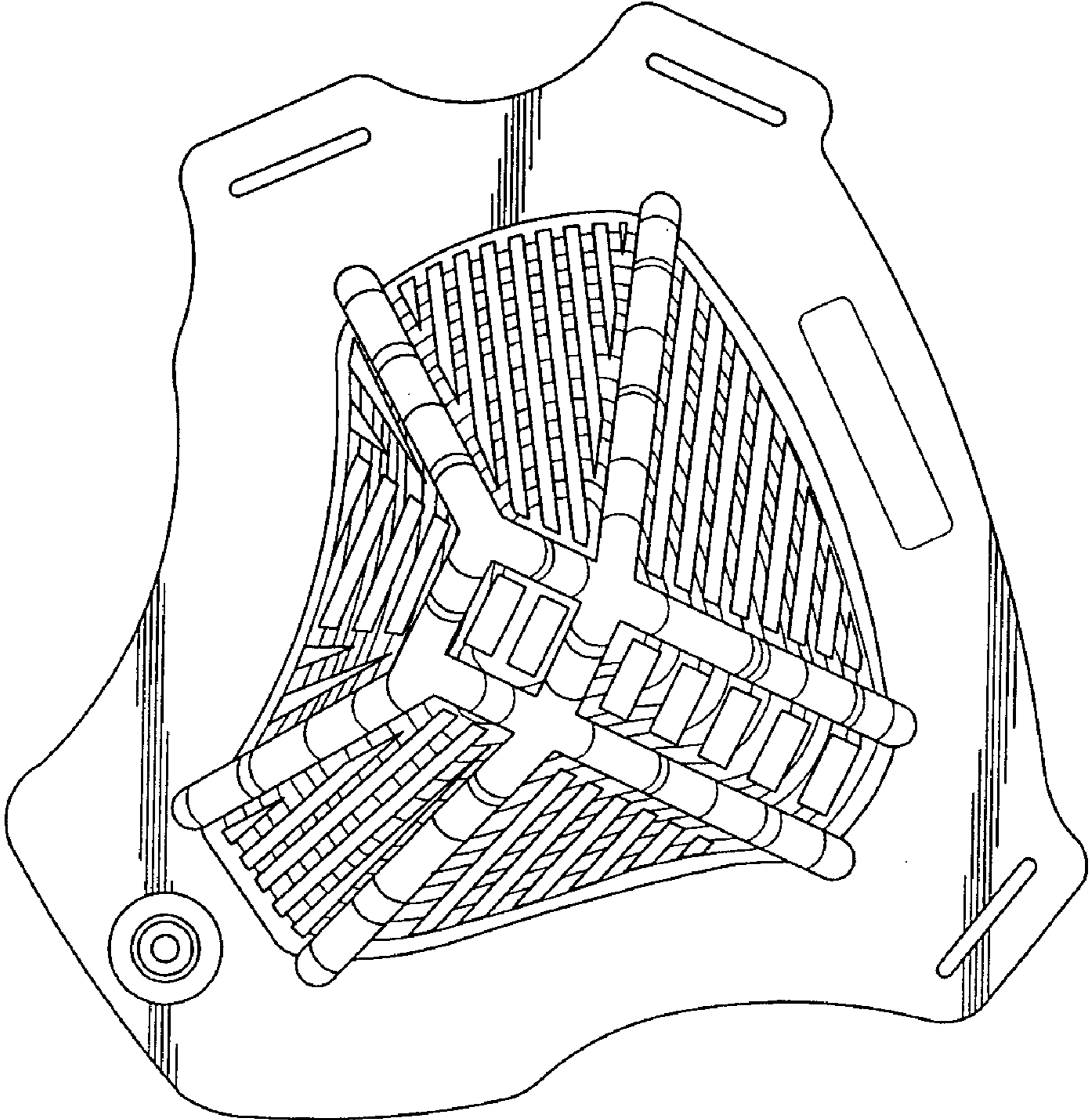


FIG. 1

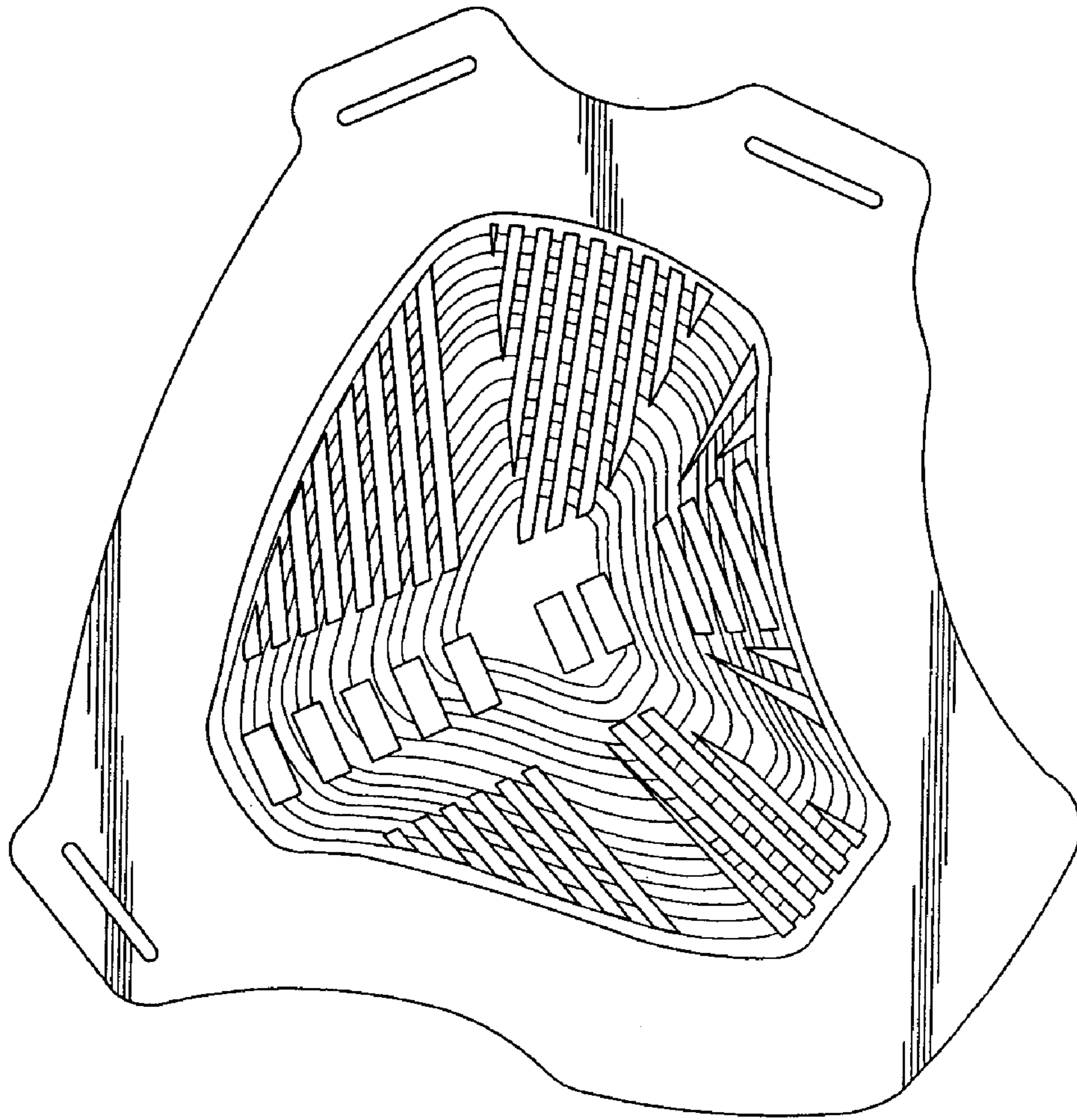


FIG. 2




FIG. 3

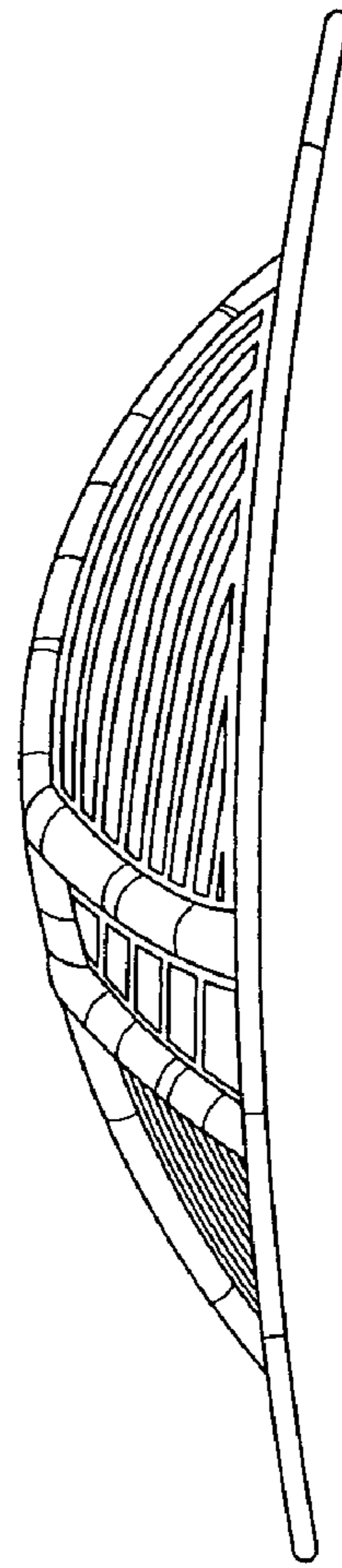


FIG. 4

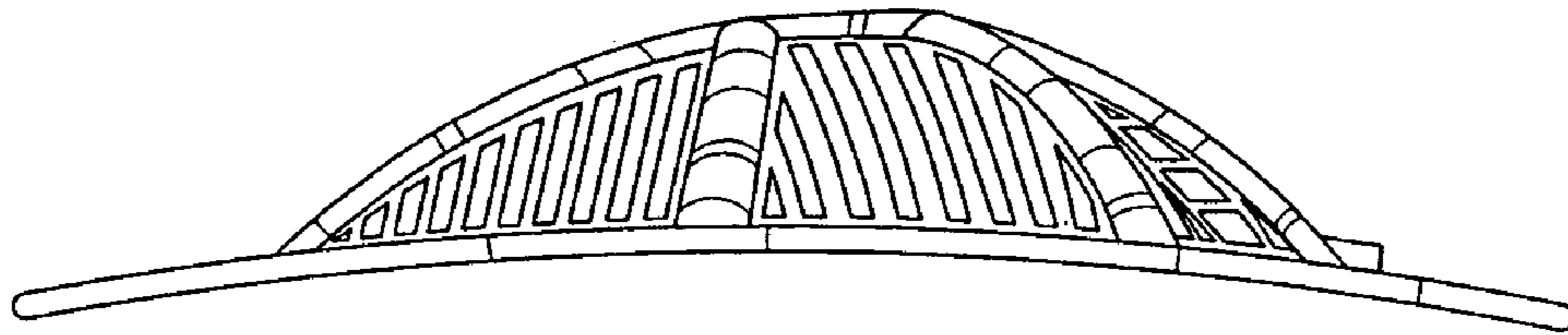


FIG. 5

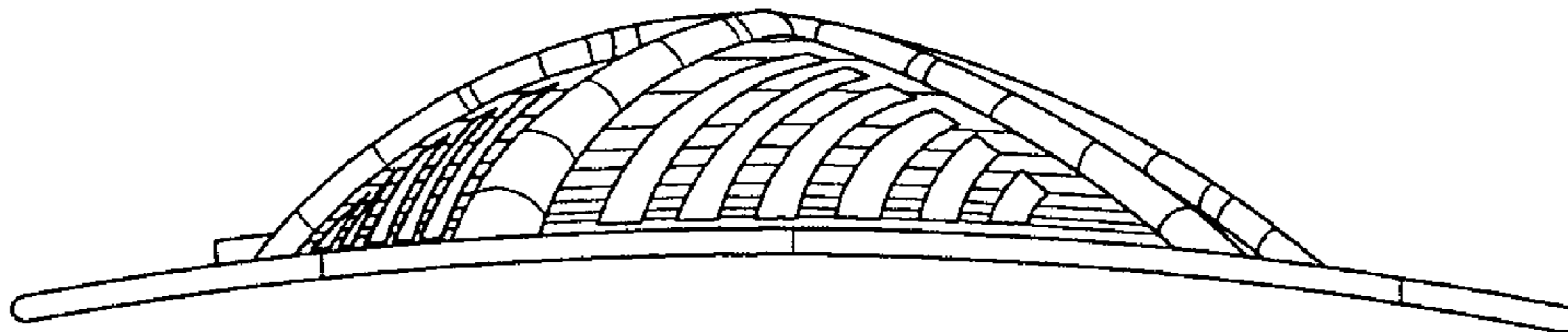


FIG. 6