

US00D547893S

(12) **United States Design Patent**
Vice

(10) **Patent No.:** **US D547,893 S**

(45) **Date of Patent:** **** Jul. 31, 2007**

(54) **FLASHLIGHT ACCESSORY**

(76) Inventor: **Jeffrey L. Vice**, P.O. Box 634,
Scappoose, OR (US) 97056

(**) Term: **14 Years**

(21) Appl. No.: **29/246,981**

(22) Filed: **May 23, 2006**

(51) **LOC (8) Cl.** **26-02**

(52) **U.S. Cl.** **D26/49**

(58) **Field of Classification Search** D26/37-50;
362/157, 158, 171-174, 183-208

See application file for complete search history.

(56) **References Cited**

U.S. PATENT DOCUMENTS

3,582,638	A	6/1971	Peters
3,890,497	A	6/1975	Rush
5,392,203	A	2/1995	Harris, Jr.
5,420,768	A	5/1995	Kennedy
5,980,063	A	11/1999	Ford et al.
6,213,623	B1	4/2001	Campman
6,244,723	B1	6/2001	Talamo
6,293,684	B1	9/2001	Riblett
6,334,697	B1	1/2002	Gappelberg et al.

6,371,625	B2	4/2002	Campman
6,488,397	B1	12/2002	Masutani et al.
D496,115	S *	9/2004	Lin D26/49
D502,277	S *	2/2005	Chen D26/49
D517,011	S *	3/2006	Burke D13/139.5
D523,576	S *	6/2006	Chen et al. D26/38
2001/0015893	A1	8/2001	Campman

* cited by examiner

Primary Examiner—Marcus A. Jackson

(74) *Attorney, Agent, or Firm*—John Smith-Hill; Smith-Hill and Bedell

(57) **CLAIM**

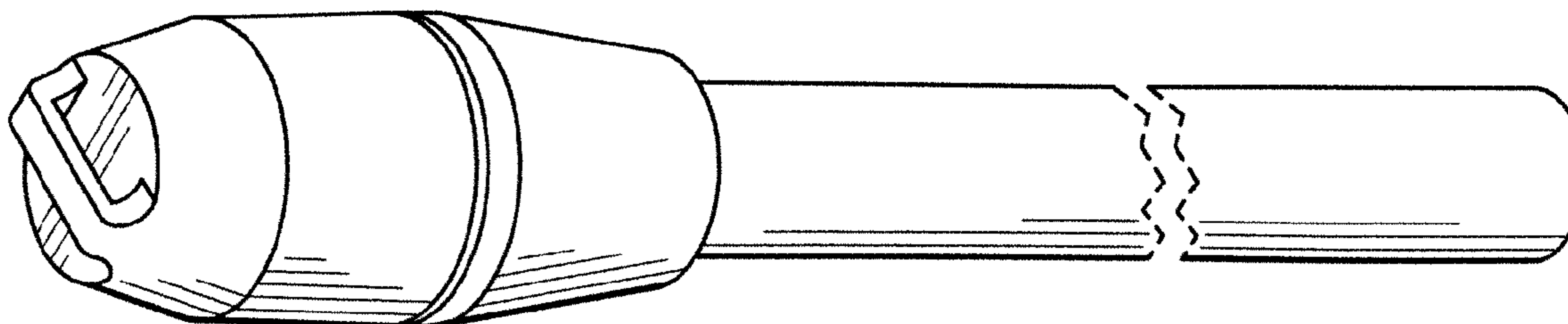
The new and ornamental design for a flashlight accessory, as shown and described.

DESCRIPTION

FIG. 1 is a perspective view of a flashlight accessory showing my new design taken from one side and one end, with the center broken away to indicate indeterminate length; and,

FIG. 2 is a perspective view thereof taken from the opposite side and opposite end.

1 Claim, 1 Drawing Sheet



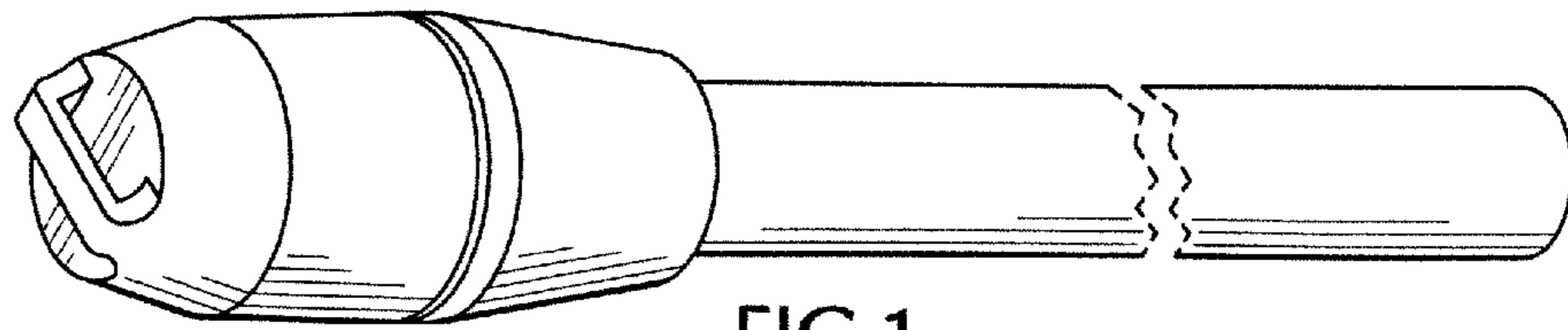


FIG.1

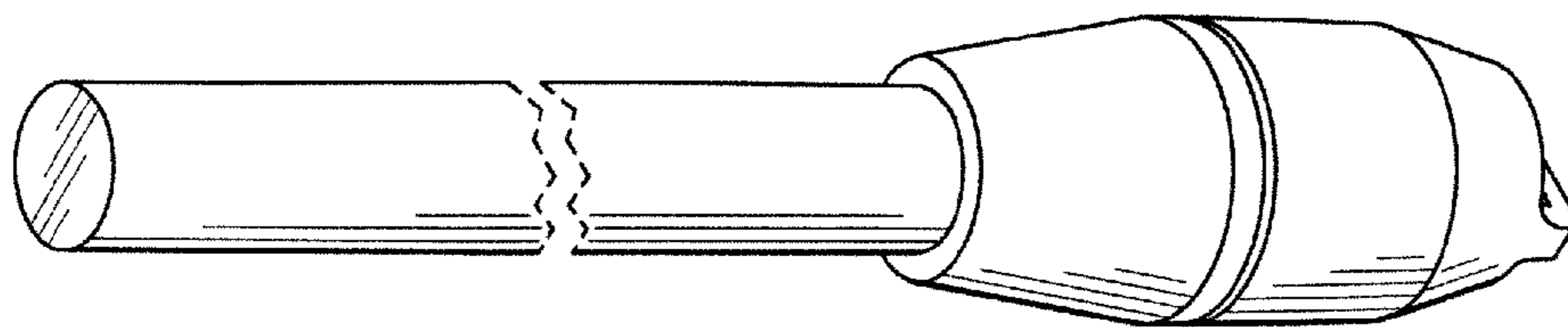


FIG.2