

US00D547868S

(12) **United States Design Patent**
Nakanishi

(10) **Patent No.:** **US D547,868 S**

(45) **Date of Patent:** **** Jul. 31, 2007**

(54) **DENTAL HANDPIECE**

(75) Inventor: **Eiichi Nakanishi**, Tochigi-ken (JP)

(73) Assignee: **Nakanishi Inc.**, Kanuma-shi (JP)

(**) Term: **14 Years**

(21) Appl. No.: **29/256,481**

(22) Filed: **Mar. 22, 2006**

(30) **Foreign Application Priority Data**

Sep. 30, 2005 (KR) 30-2005-0033213

(51) **LOC (8) Cl.** **24-02**

(52) **U.S. Cl.** **D24/146**

(58) **Field of Classification Search** D24/152-154,
D24/176-182, 146; 433/3, 141, 142-143,
433/147; D19/48, 49; D8/DIG. 6, DIG. 7
See application file for complete search history.

(56) **References Cited**

U.S. PATENT DOCUMENTS

D269,122 S *	5/1983	Seeley	D24/152
5,145,368 A *	9/1992	Tomic	433/143
D355,971 S *	2/1995	Meller	D24/152
D373,636 S *	9/1996	Martin	D24/152
D423,670 S *	4/2000	Scheuble et al.	D24/152
D425,988 S *	5/2000	Frank	D24/152
6,116,901 A *	9/2000	Kangasniemi	433/141

D492,413 S *	6/2004	Willat et al.	D24/152
D499,486 S *	12/2004	Kuhn et al.	D24/152
D504,949 S *	5/2005	Kuhn et al.	D24/152
D520,138 S *	5/2006	Kuhn et al.	D24/152

* cited by examiner

Primary Examiner—Charles A. Rademaker

(74) *Attorney, Agent, or Firm*—Hahn & Voight PLLC

(57) **CLAIM**

The ornamental design for a dental handpiece, as shown and described.

DESCRIPTION

FIG. 1 is a front elevation of a dental handpiece showing my new design;

FIG. 2 is right side elevation thereof showing broken lines to indicate the boundaries of the design;

FIG. 3 is a left side elevation thereof;

FIG. 4 is a top plan view thereof;

FIG. 5 is a bottom plan view thereof;

FIG. 6 is a top perspective view thereof; and,

FIG. 7 is another top perspective view thereof showing broken lines to represent environment.

The broken lines shown in FIGS. 2 and 7 form no part of the claimed design.

1 Claim, 2 Drawing Sheets

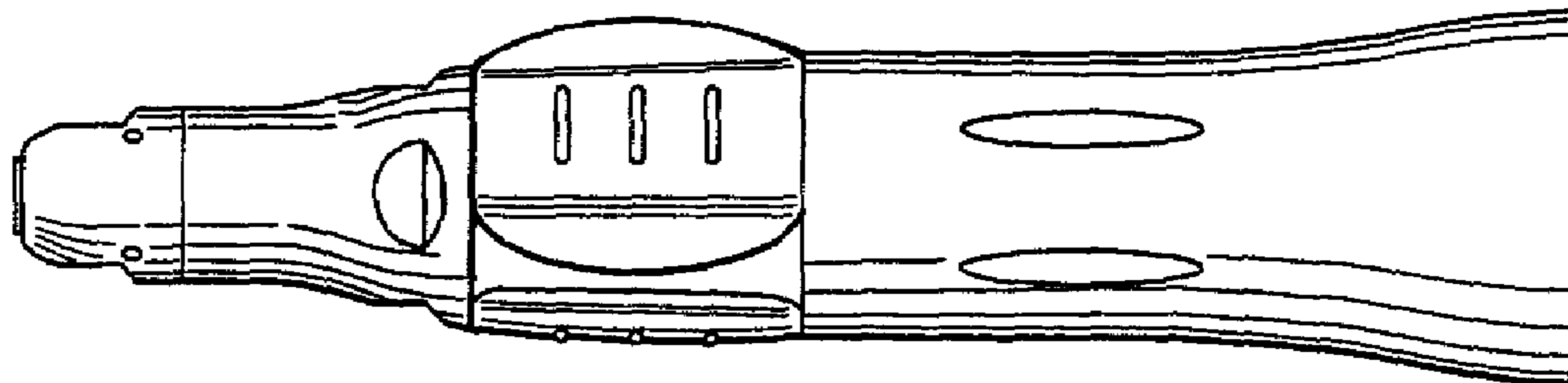


FIG. 1

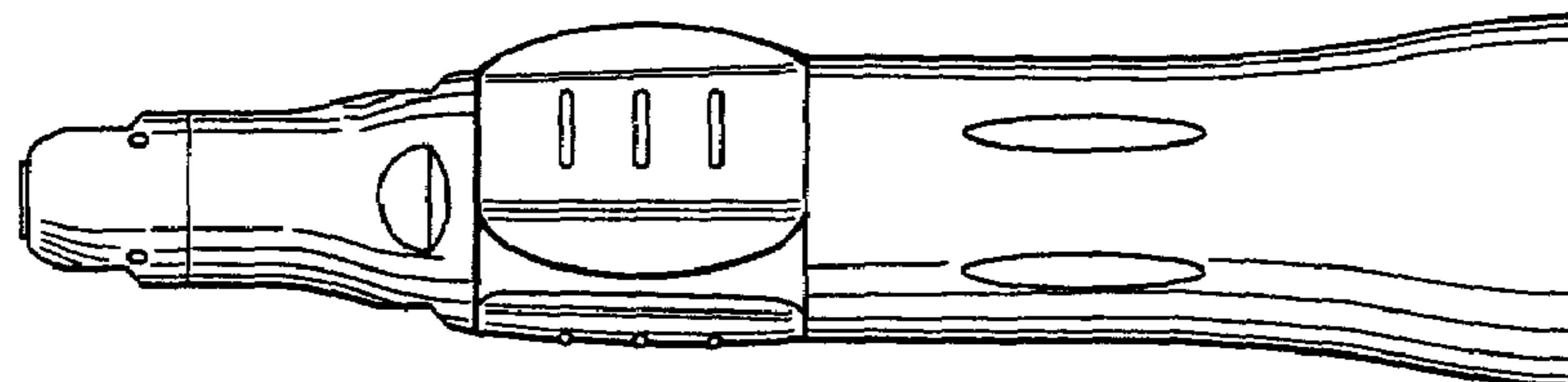


FIG. 2

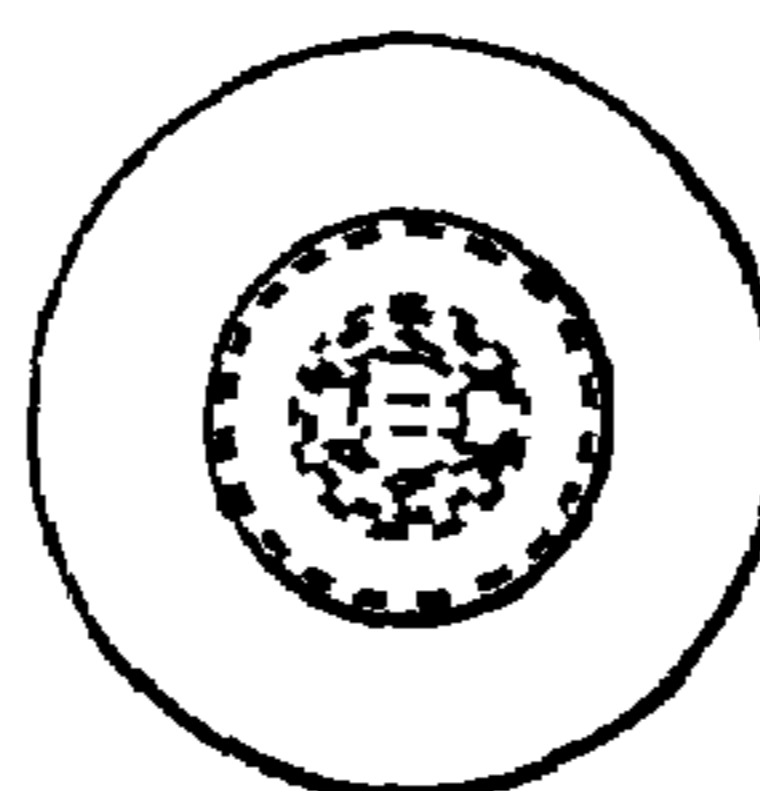


FIG. 3

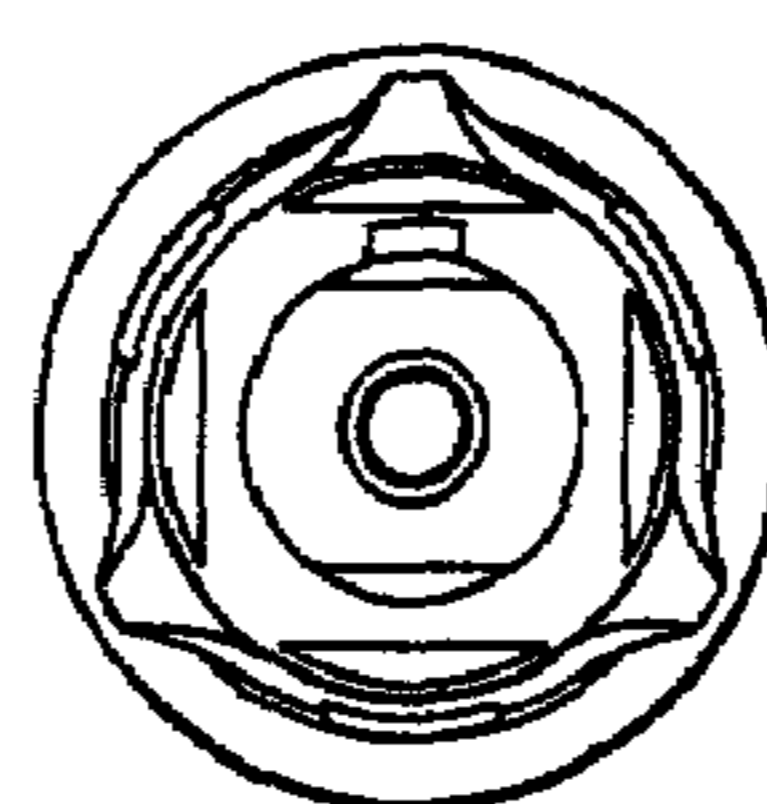


FIG. 4

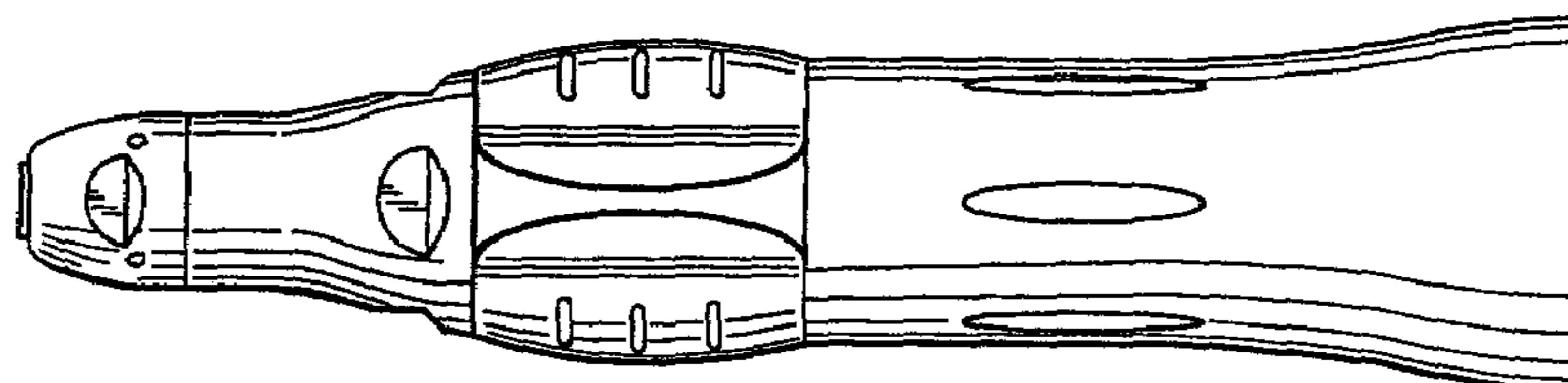


FIG. 5

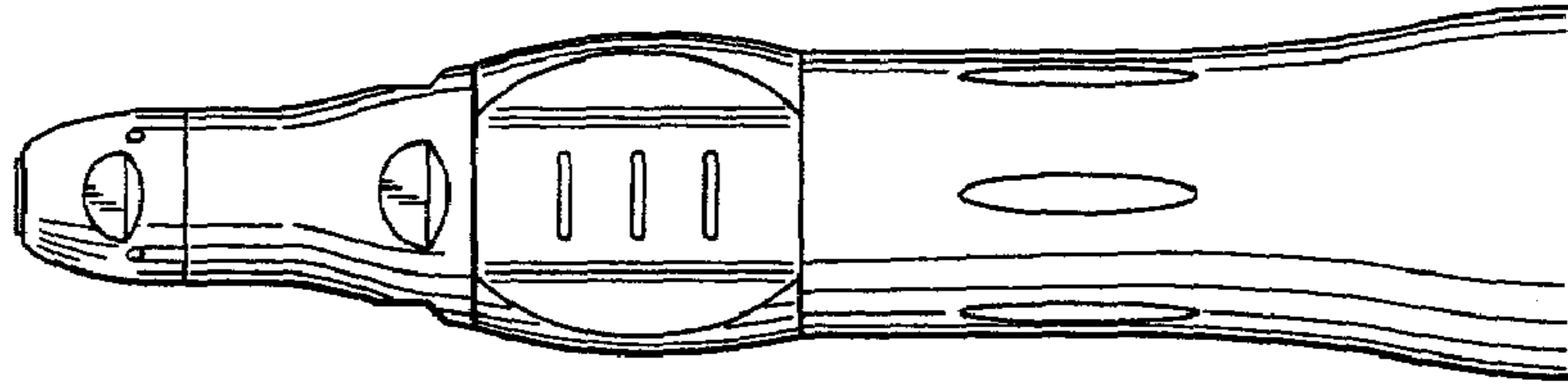


FIG. 6

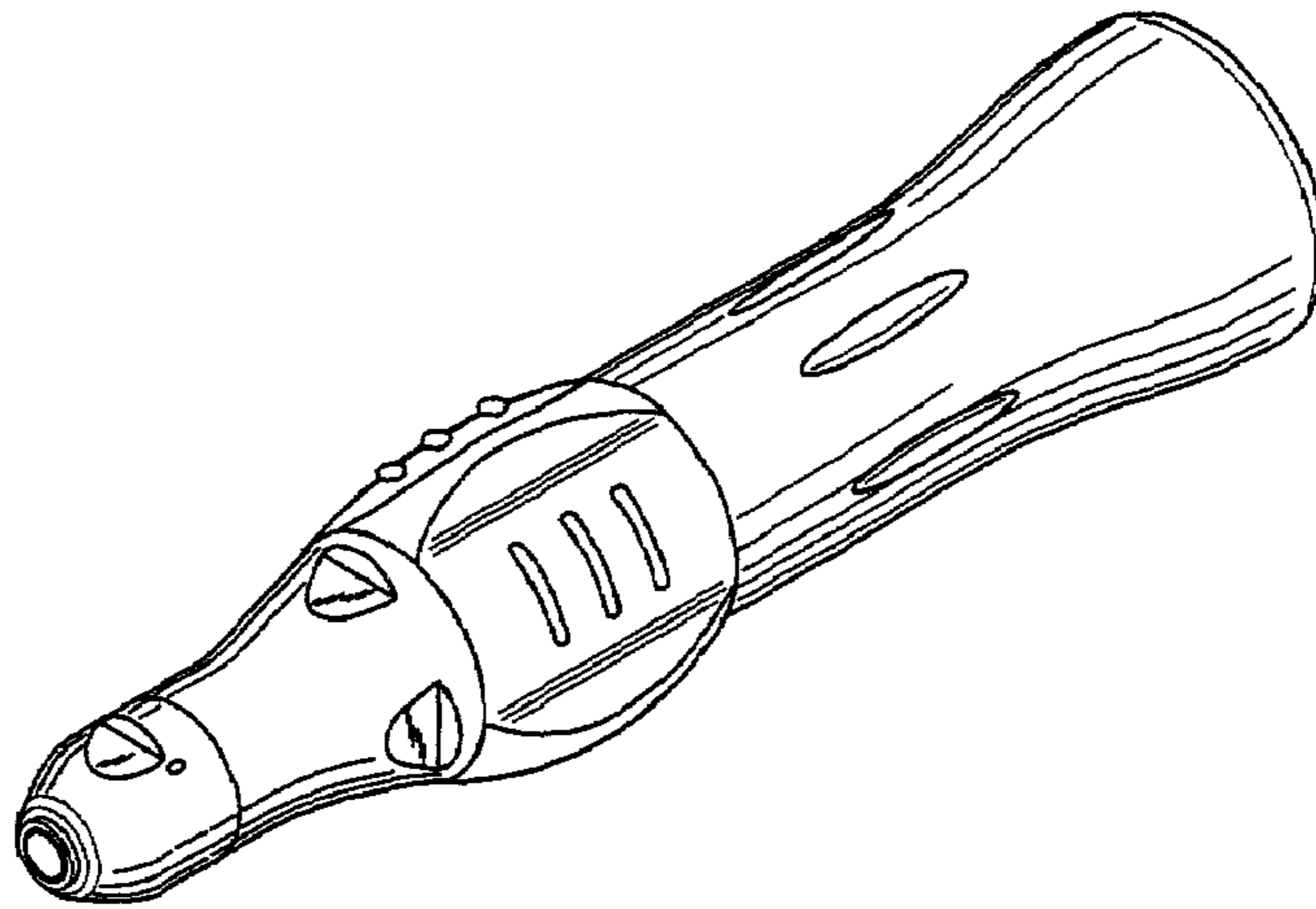


FIG. 7

