



US00D547850S

(12) **United States Design Patent** (10) **Patent No.:** **US D547,850 S**
Michaels et al. (45) **Date of Patent:** **** Jul. 31, 2007**

(54) **DECORATIVE CONTAINER**
(75) Inventors: **Kenneth W. Michaels**, Spring Grove, IL (US); **Anne C. Moser**, Chicago, IL (US); **Tianzhu Wang**, Chicago, IL (US)
(73) Assignee: **S. C. Johnson & Son, Inc.**, Racine, WI (US)

D380,821 S 7/1997 Chen
D390,941 S 2/1998 Cessaroni et al.
5,725,152 A 3/1998 Akyu
D397,460 S * 8/1998 Chambers et al. D26/9
D433,744 S * 11/2000 Basaganas D23/366
D447,256 S 8/2001 Ratia

(Continued)

(**) Term: **14 Years**
(21) Appl. No.: **29/242,033**
(22) Filed: **Nov. 2, 2005**

OTHER PUBLICATIONS

Web Page <http://www.nam.lighting.philips.com/us/led/> dated Oct. 21, 2005 (1 page).
Web Page http://www.nam.lighting.philips.com/us/led/features_specs.php?mode=1 dated Oct. 21, 2005 (2 pages).
Web Page http://www.nam.lighting.philips.com/us/led/features_specs.php?mode=2 dated Oct. 21, 2005 (2 pages).

(Continued)

(51) **LOC (8) Cl.** **23-99**
(52) **U.S. Cl.** **D23/366**
(58) **Field of Classification Search** 392/341, 392/342, 386, 390, 392-394, 401-406; D28/5, D28/6; 239/34-35, 53-60, 135-136, 326-327, 239/338; D23/355-369; 261/DIG. 17, DIG. 42, 261/DIG. 65, DIG. 88, DIG. 89; D9/500, D9/516, 537, 545; D7/509, 521; D26/9, D26/22; D11/143, 152

Primary Examiner—Sandra Snapp

(57) **CLAIM**

The ornamental design for a decorative container, as shown and described.

See application file for complete search history.

DESCRIPTION

(56) **References Cited**

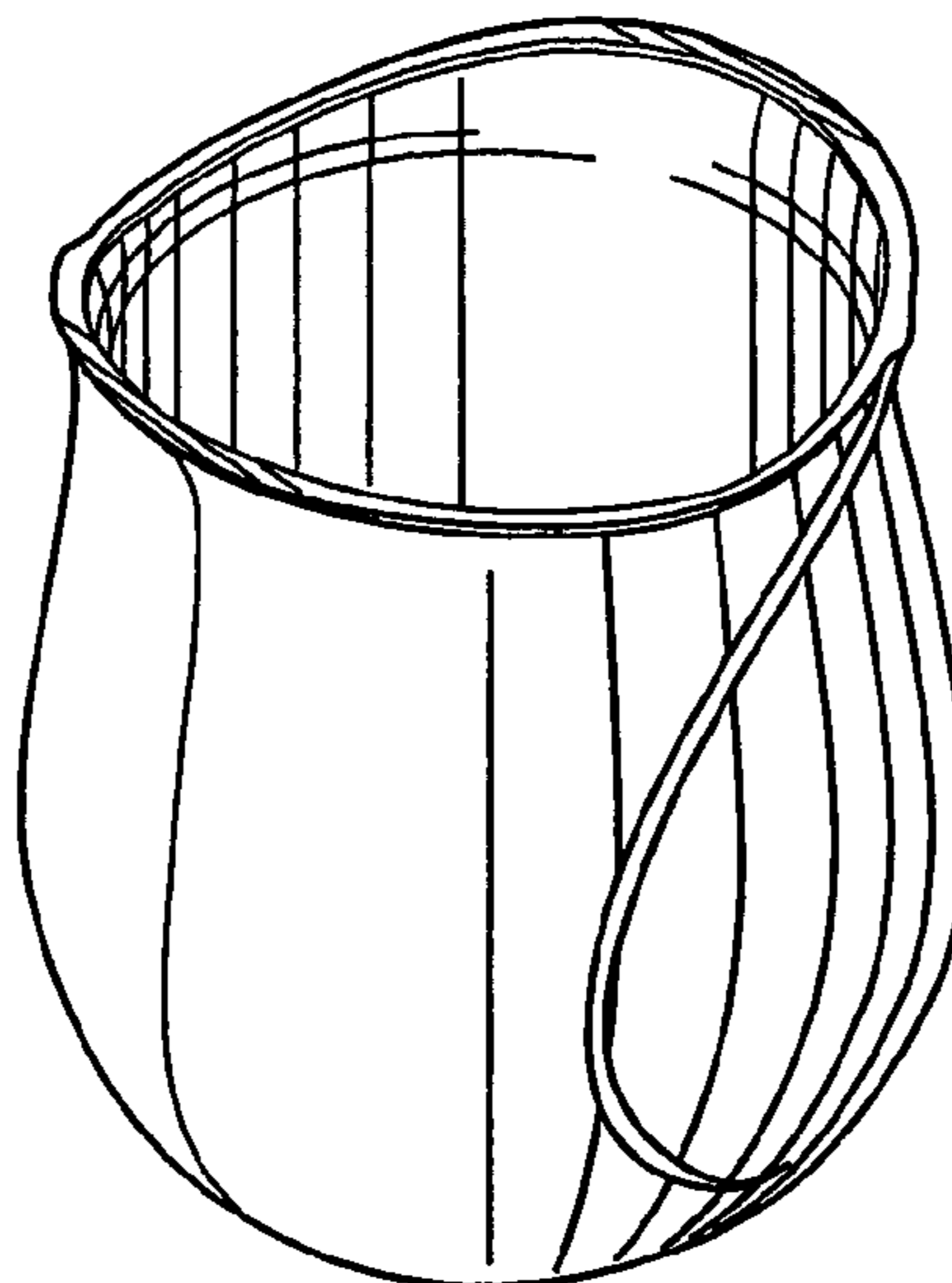
U.S. PATENT DOCUMENTS

D103,209 S 2/1937 Beiser
D113,416 S 2/1939 Barrett
D128,935 S 8/1941 Derham et al.
D141,003 S * 4/1945 Derham D9/451
2,775,006 A 12/1956 Kranc
D180,916 S 9/1957 Perlman
D224,783 S * 9/1972 Jones D23/369
D243,017 S 1/1977 Fossella
D271,091 S 10/1983 Peterson
D288,842 S 3/1987 Kwiatkowski
D289,678 S * 5/1987 Kwiatkowski D23/367
4,928,881 A * 5/1990 Barlics et al. 239/44
D346,207 S * 4/1994 Martin D23/367
D357,531 S 4/1995 Weick

FIG. 1 is a top isometric view of the decorative container; FIG. 2 is a top plan view of the decorative container as depicted in FIG. 1; FIG. 3 is an elevational view of a first side of the decorative container as depicted in FIG. 1, the opposite side view being identical thereto; FIG. 4 is an elevational view of a second side of the decorative container as depicted in FIG. 1, the opposite side view being identical thereto; and, FIG. 5 is bottom elevational view of the decorative container as depicted in FIG. 1.

The features show in dashed lines form no part of the claimed design.

1 Claim, 1 Drawing Sheet



US D547,850 S

Page 2

U.S. PATENT DOCUMENTS

D448,466 S 9/2001 Zaragoza et al.
D449,877 S 10/2001 Delmenico et al.
D460,544 S * 7/2002 Garcia D23/366
6,419,122 B1 7/2002 Chown
D476,070 S 6/2003 Basagañas Millán
D509,894 S * 9/2005 Hoyt et al. D23/366
D510,134 S * 9/2005 Lablaine D23/366
D520,129 S 5/2006 Sevy
D535,004 S * 1/2007 Furner et al. D23/366

OTHER PUBLICATIONS

Web Page <http://www.amazon.com/exec/obidos/tg/detail/-/B0009WRJ58/103-3573233-1695062?v=glance&s=home-...> dated Oct. 21, 2005 (3 pages).
Web page <http://www.amazon.com/exec/obidos/tg/detail/-/B0009WRJ58/103-3573233-1695062?v=glance&s=home-...> dated Oct. 21, 2005 (3 pages).
* cited by examiner

Fig. 1

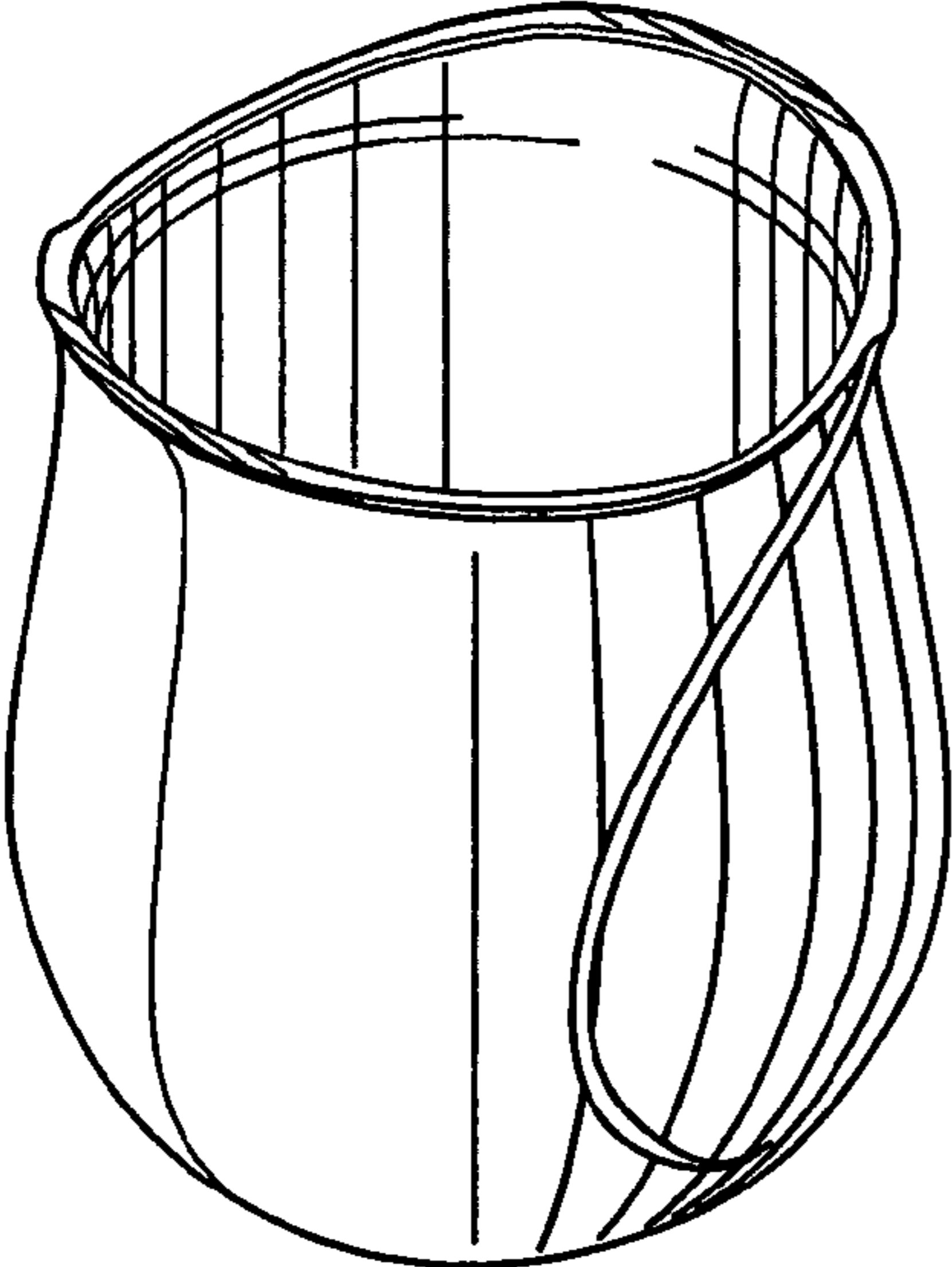


Fig. 2

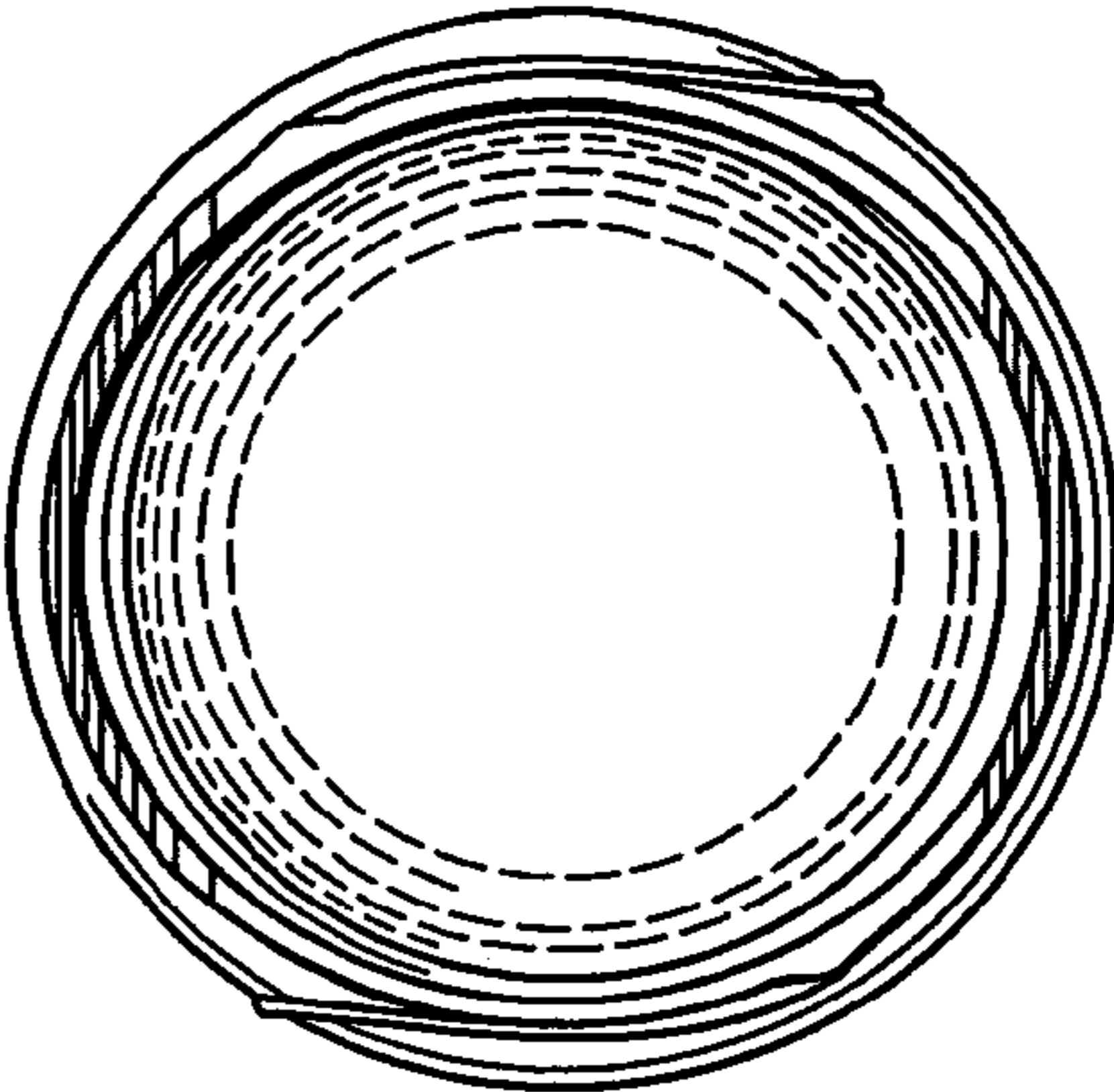


Fig. 3

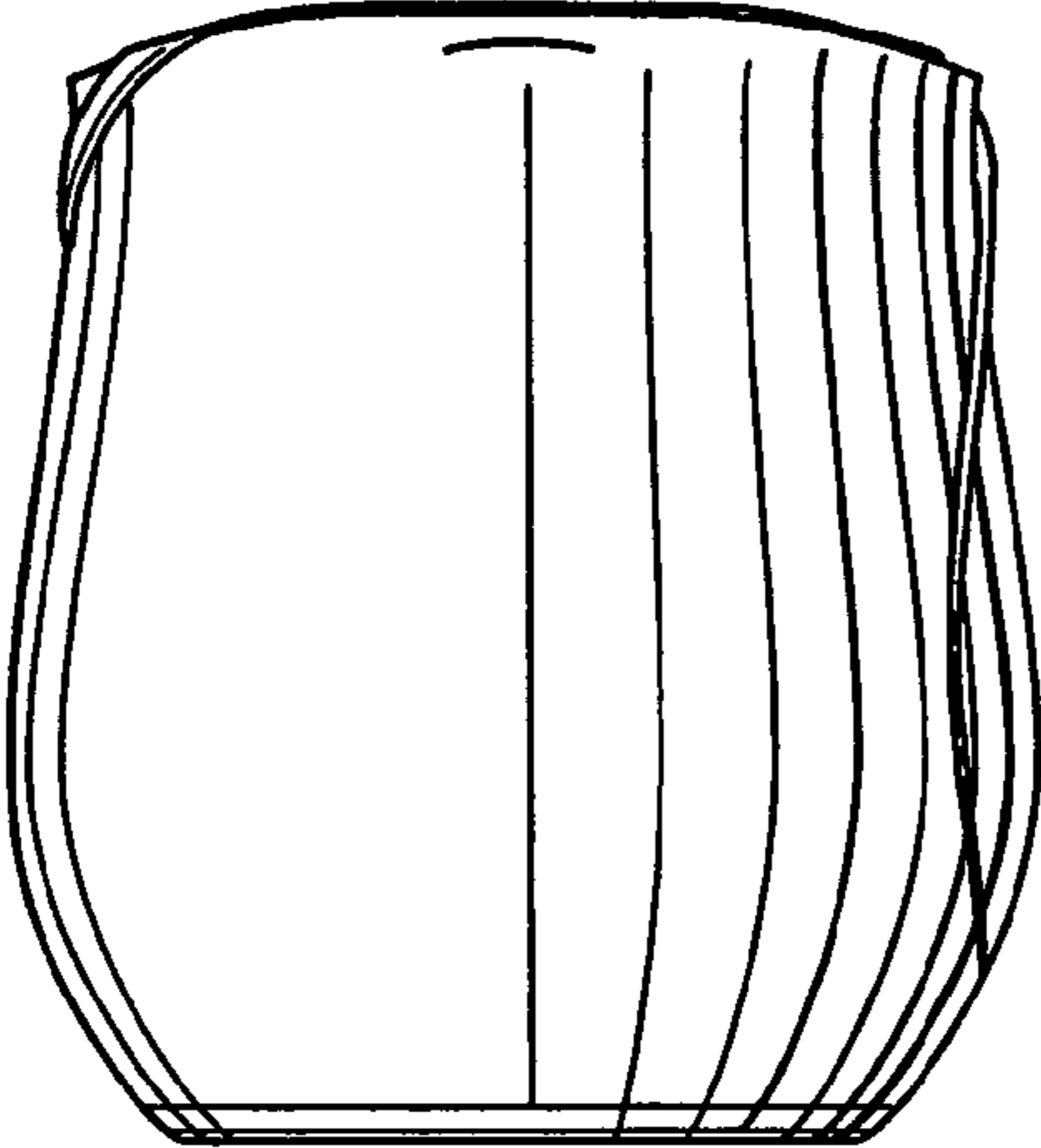


Fig. 4

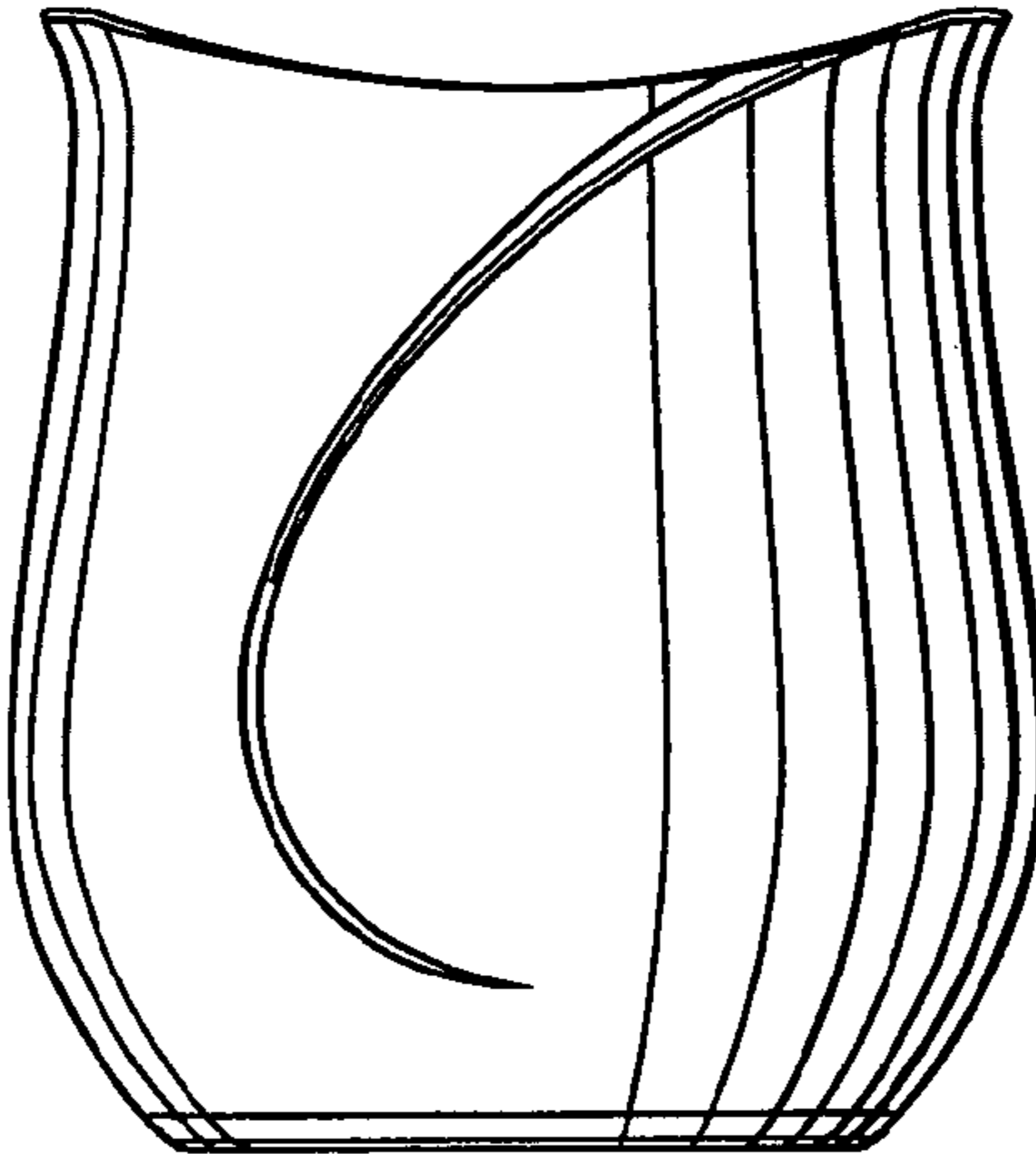


Fig. 5

