

US00D547845S

(12) **United States Design Patent**
Paterson

(10) **Patent No.:** **US D547,845 S**

(45) **Date of Patent:** **** Jul. 31, 2007**

(54) **PLUMBING FIXTURE**

(75) Inventor: **Nicholas W. Paterson**, Sheboygan Falls, WI (US)

(73) Assignee: **Kohler Co.**, Kohler, WI (US)

(**) Term: **14 Years**

(21) Appl. No.: **29/240,107**

(22) Filed: **Oct. 7, 2005**

(51) **LOC (8) Cl.** **23-02**

(52) **U.S. Cl.** **D23/302**

(58) **Field of Classification Search** D23/274,
D23/302, 303, 309; 4/664, 301-310, 454,
4/462, 144.1-144.4; D24/122
See application file for complete search history.

(56) **References Cited**

U.S. PATENT DOCUMENTS

D362,716 S * 9/1995 Kolada D23/302
D395,077 S * 6/1998 Nagato D23/302

OTHER PUBLICATIONS

TOTO website www.totousa.com/toto/productpage.asp?, low consumption urinal, date printed Feb. 25, 2005.

Chao'an Vieany Ceramic Co., Ltd. website www.vieany.en.alibaba.com, Counter Basin, Toilet, Bidet, date printed Feb. 25, 2005.
DM/061385, Apr. 08, 2002.

* cited by examiner

Primary Examiner—Robert A. Delehanty

(74) *Attorney, Agent, or Firm*—Quarles & Brady LLP

(57) **CLAIM**

The ornamental design for a plumbing fixture, as shown and described.

DESCRIPTION

In a preferred embodiment, the nature of this product is as a plumbing fixture in the form of a urinal for receiving the liquid waste of humans.

FIG. 1 is a left, top, front perspective view of a plumbing fixture embodying my new design;

FIG. 2 is a top plan view thereof;

FIG. 3 is a front elevational view thereof;

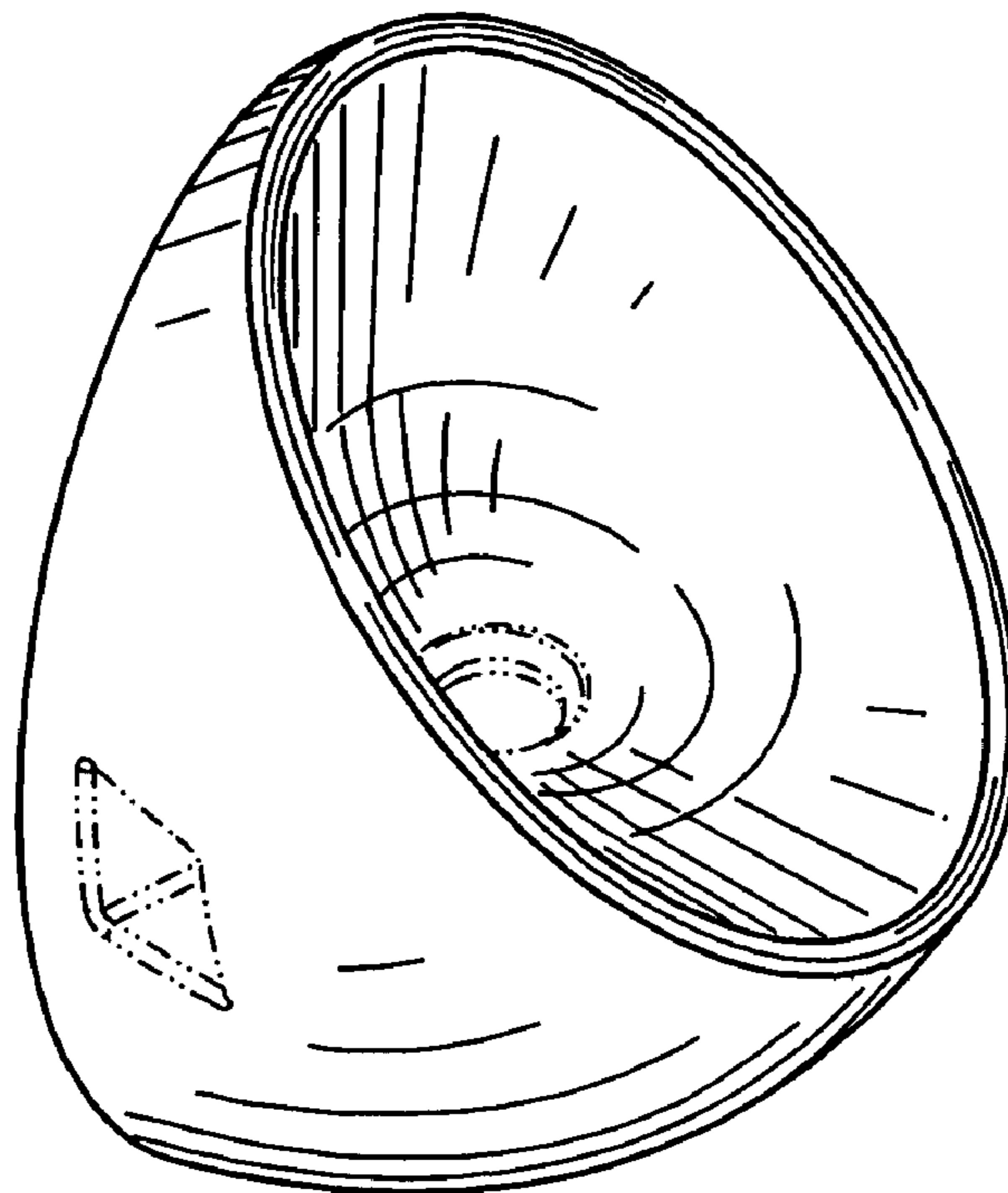
FIG. 4 is a left side elevational view thereof, the right side elevational view thereof being a mirror image of the left side shown;

FIG. 5 is a bottom plan view thereof; and,

FIG. 6 is a rear elevational view thereof.

The broken line representations of one or more recesses in FIGS. 1 and 3-5 and of a drain in FIGS. 1 and 2 are for the purpose of illustration only, and form no part of the claimed design.

1 Claim, 2 Drawing Sheets



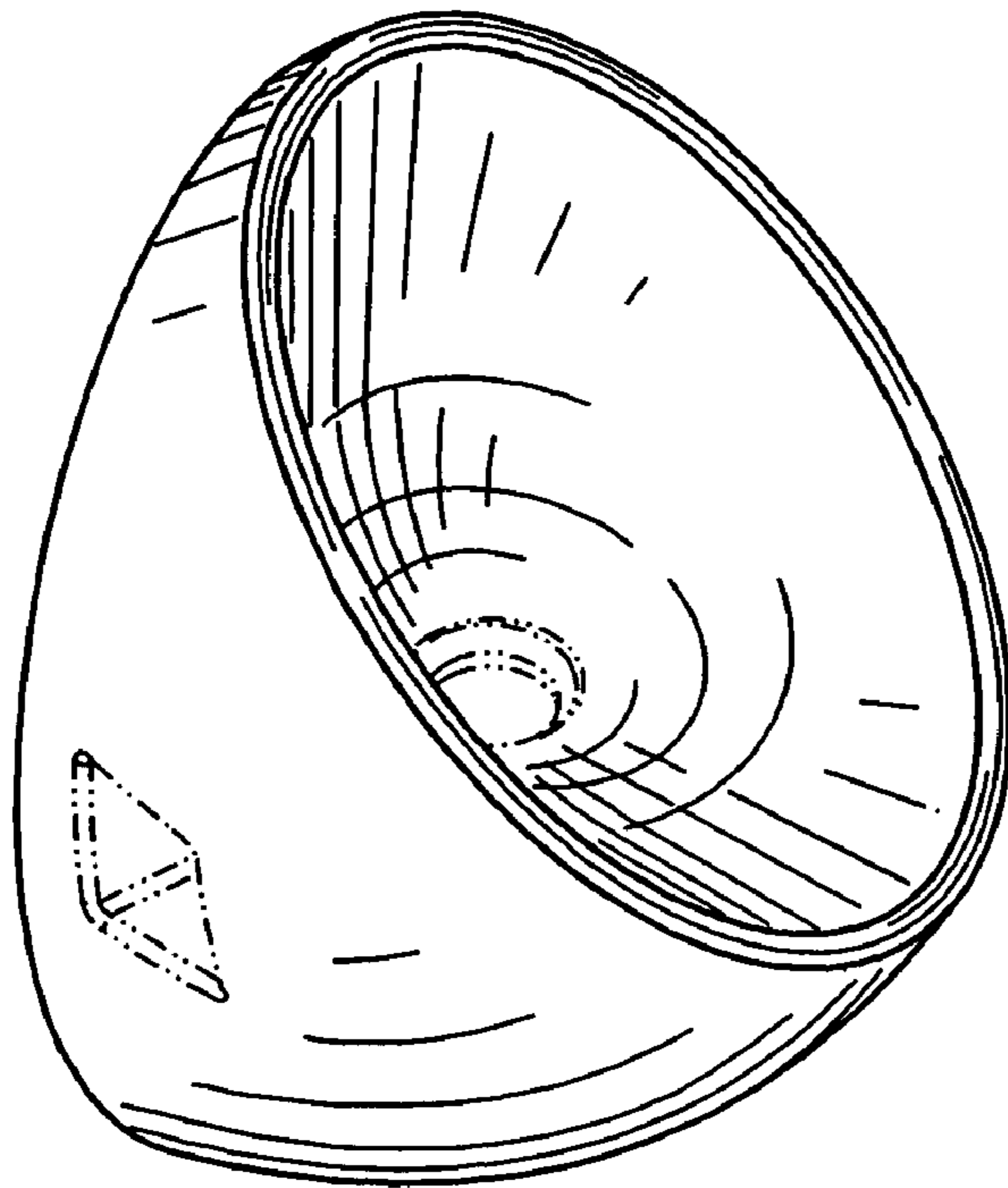


FIG. 1

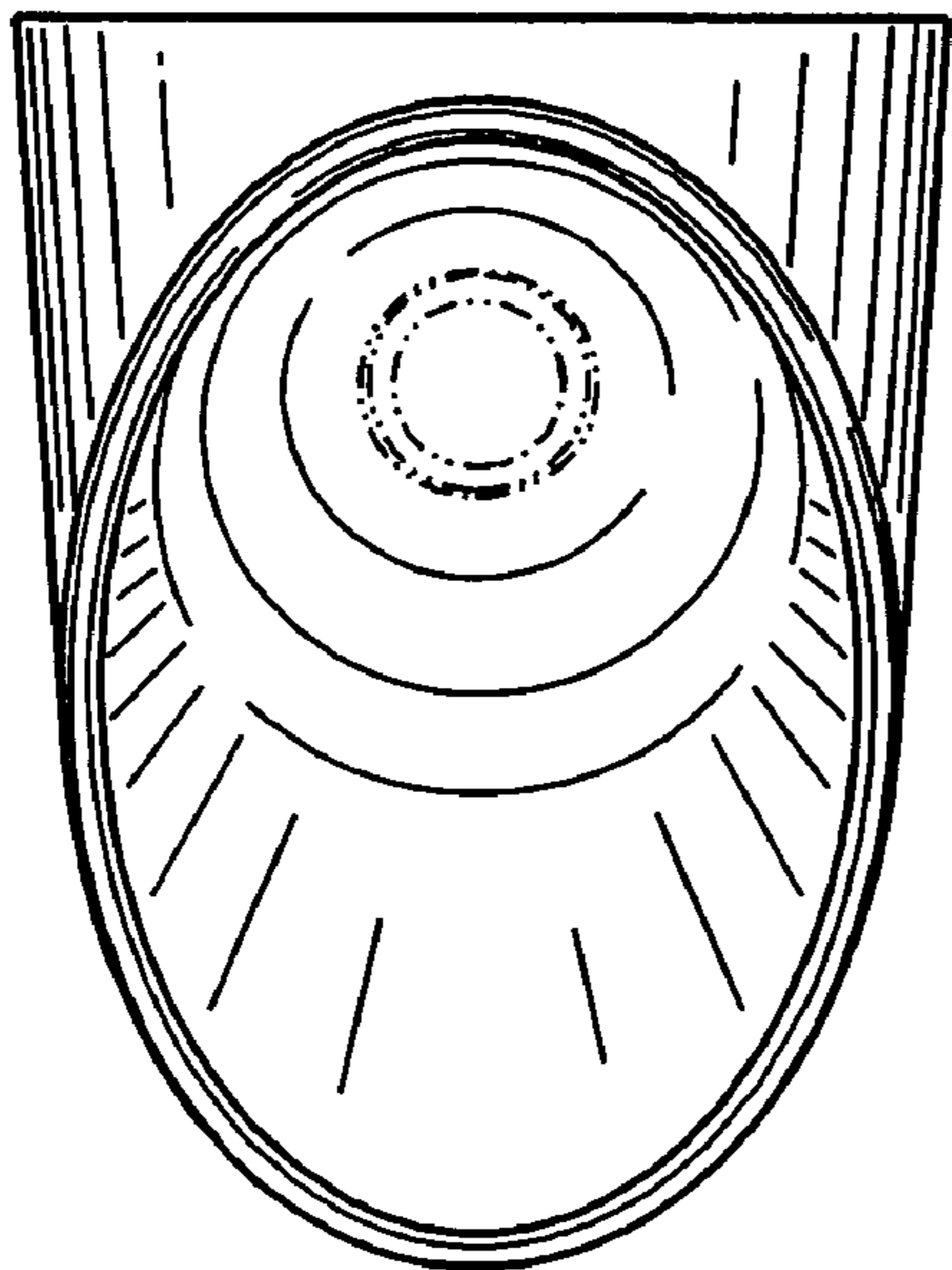


FIG. 2




FIG. 3

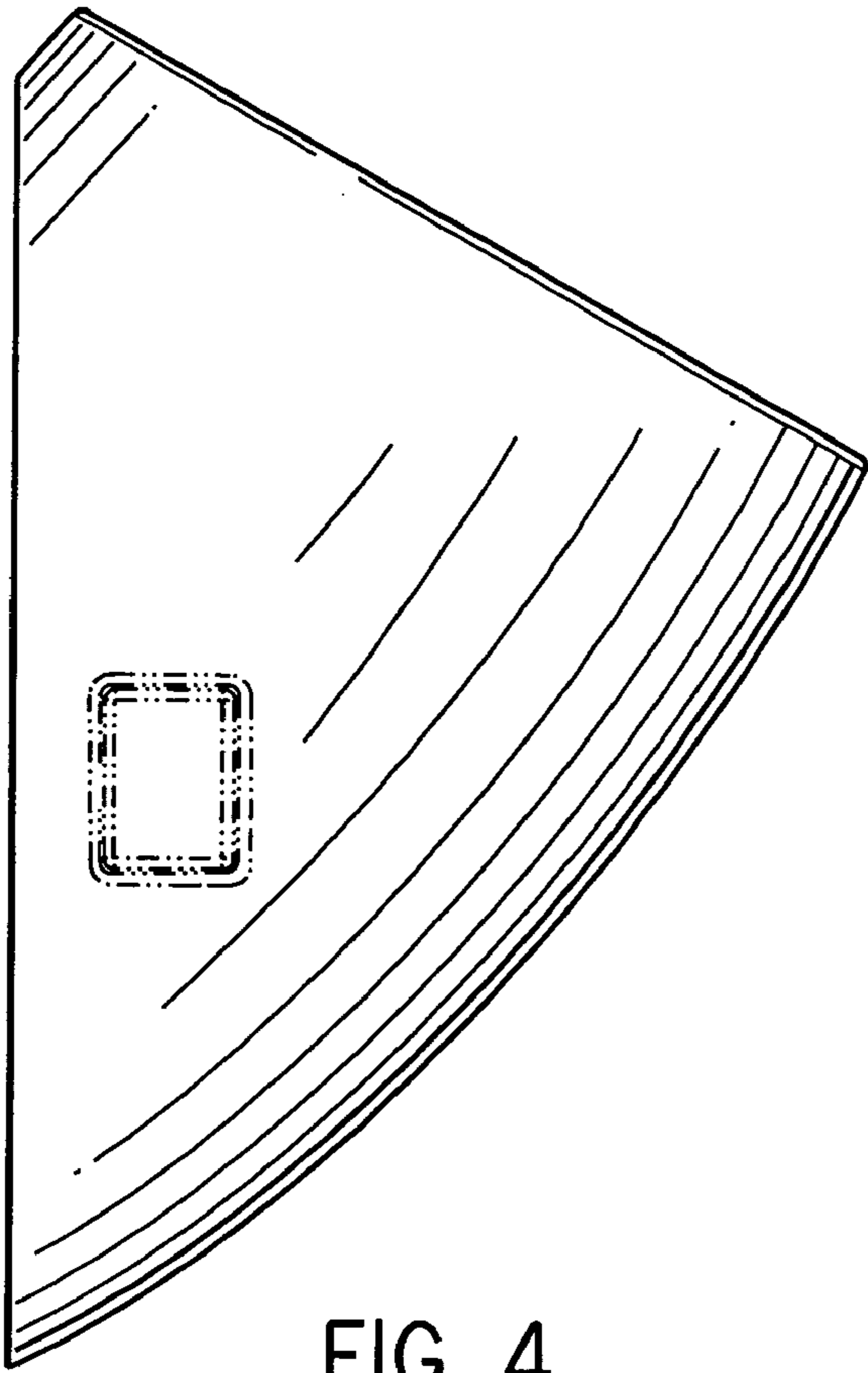


FIG. 4




FIG. 6




FIG. 5