

US00D547843S

(12) **United States Design Patent**
Mukai

(10) **Patent No.:** **US D547,843 S**

(45) **Date of Patent:** **** Jul. 31, 2007**

(54) **LAVATORY**

D510,987 S * 10/2005 Piatt D23/293.1

(75) Inventor: **Yoshitaka Mukai**, Kitakyushu (JP)

* cited by examiner

(73) Assignee: **Toto Ltd.**, Kitakyushu (JP)

Primary Examiner—Robert A. Delehanty
(74) *Attorney, Agent, or Firm*—Birch, Stewart, Kolasch & Birch, LLP

(**) Term: **14 Years**

(21) Appl. No.: **29/257,017**

(57) **CLAIM**

(22) Filed: **Mar. 29, 2006**

The ornamental design for a lavatory, as shown and described.

(51) **LOC (8) Cl.** **23-02**

(52) **U.S. Cl.** **D23/293.1; D23/285**

(58) **Field of Classification Search** D23/270–273,
D23/284–287, 289, 291–293.1, 303, 308;
4/619, 630–631, 637, 661; D6/511; D21/524
See application file for complete search history.

DESCRIPTION

FIG. 1 is a perspective view of the top, front and right side of a lavatory showing my new design;

FIG. 2 is a front view thereof;

FIG. 3 is a top plan view thereof;

FIG. 4 is a left side view thereof;

FIG. 5 is a right side view thereof;

FIG. 6 is a rear view thereof; and,

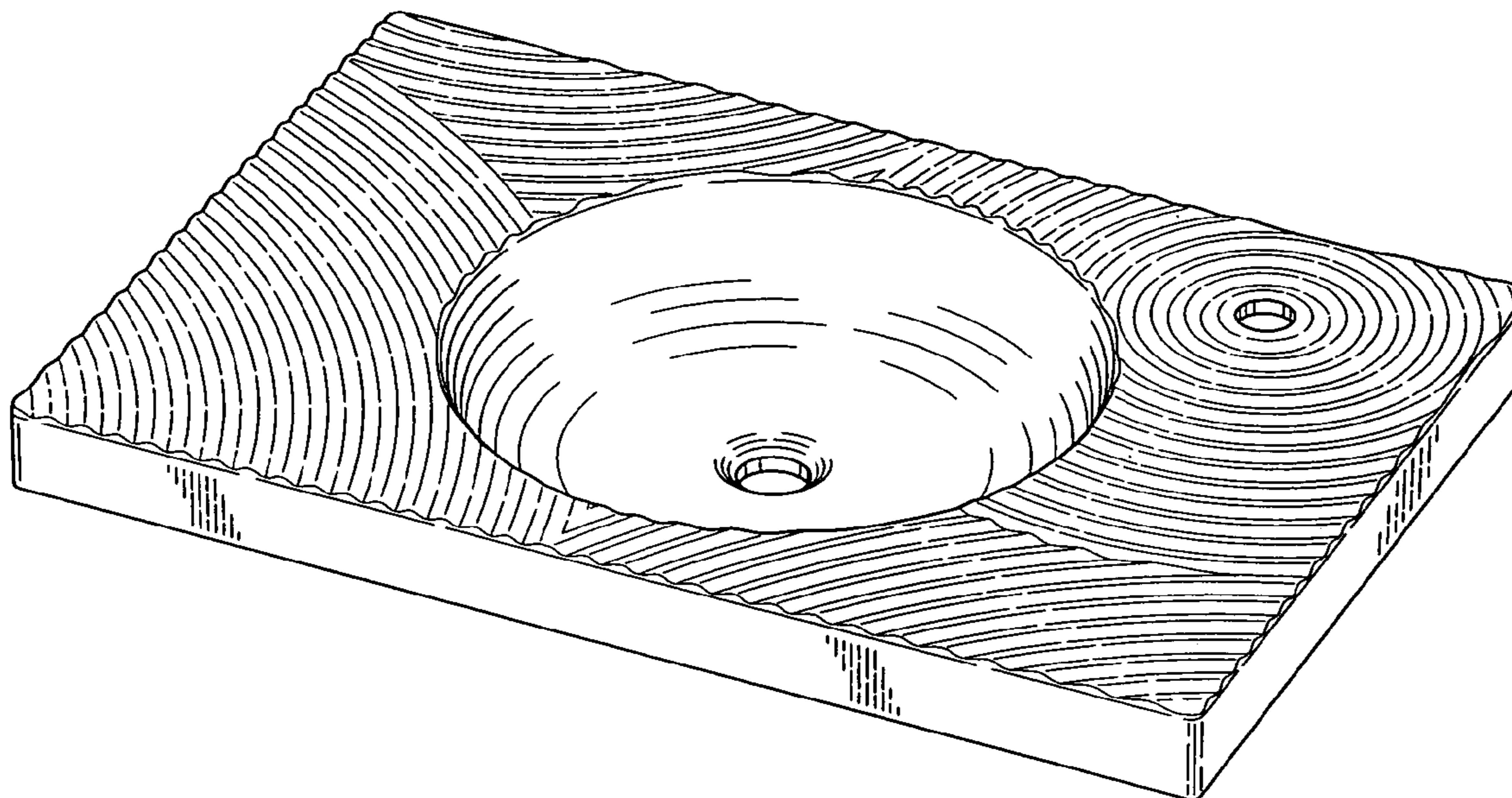
FIG. 7 is a bottom view thereof.

(56) **References Cited**

U.S. PATENT DOCUMENTS

| | | | | | |
|-----------|-----|--------|------------------|-------|-----------|
| 2,157,786 | A * | 5/1939 | Coordes | | 4/632 |
| 3,578,737 | A * | 5/1971 | Ruggles et al. | | 4/631 |
| D346,920 | S * | 5/1994 | Vidal | | D6/486 |
| D369,702 | S * | 5/1996 | VanSkiver et al. | | D6/480 |
| D501,246 | S * | 1/2005 | Reid et al. | | D23/293.1 |

1 Claim, 3 Drawing Sheets



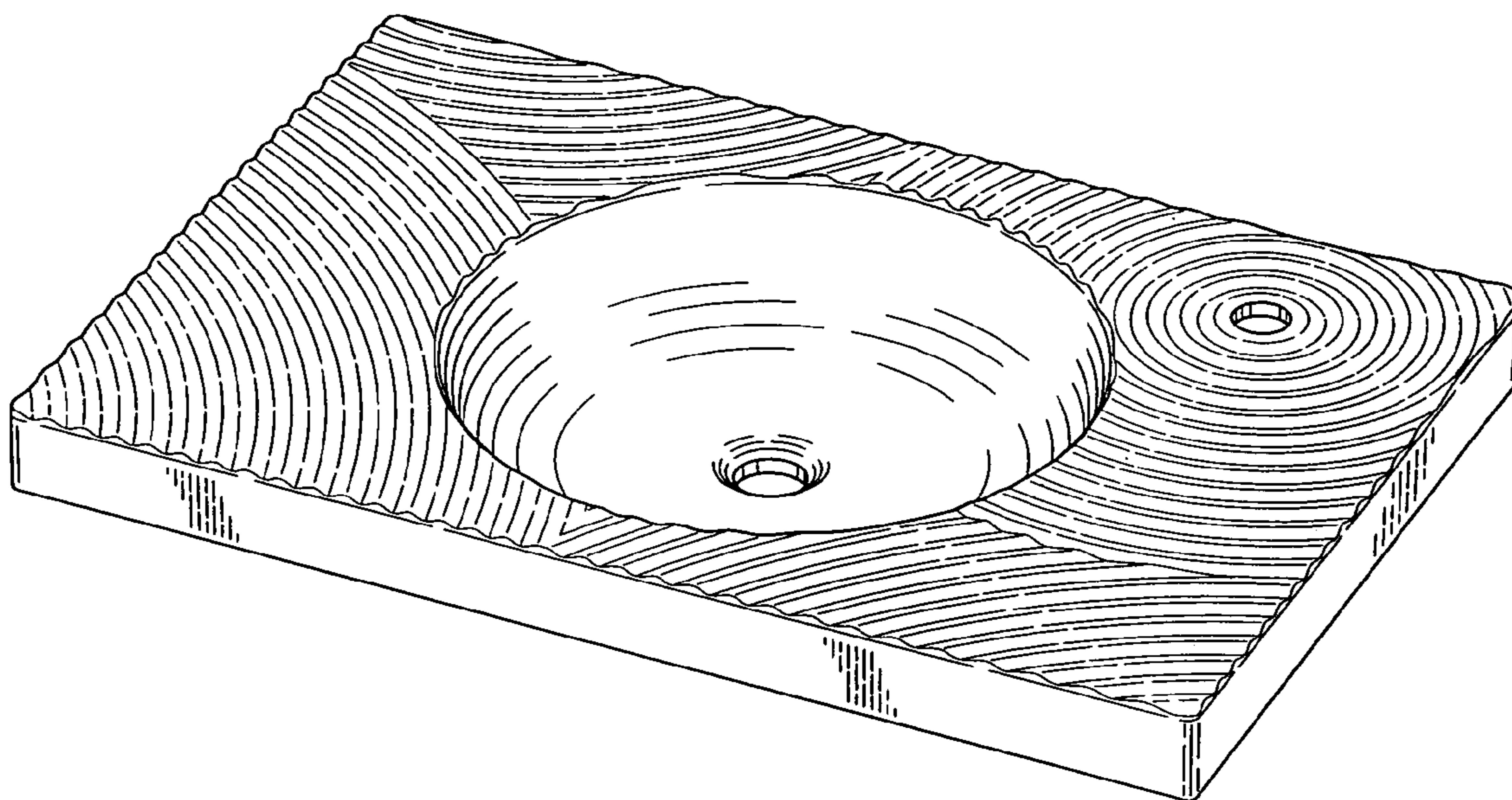


FIG. 1




FIG. 2

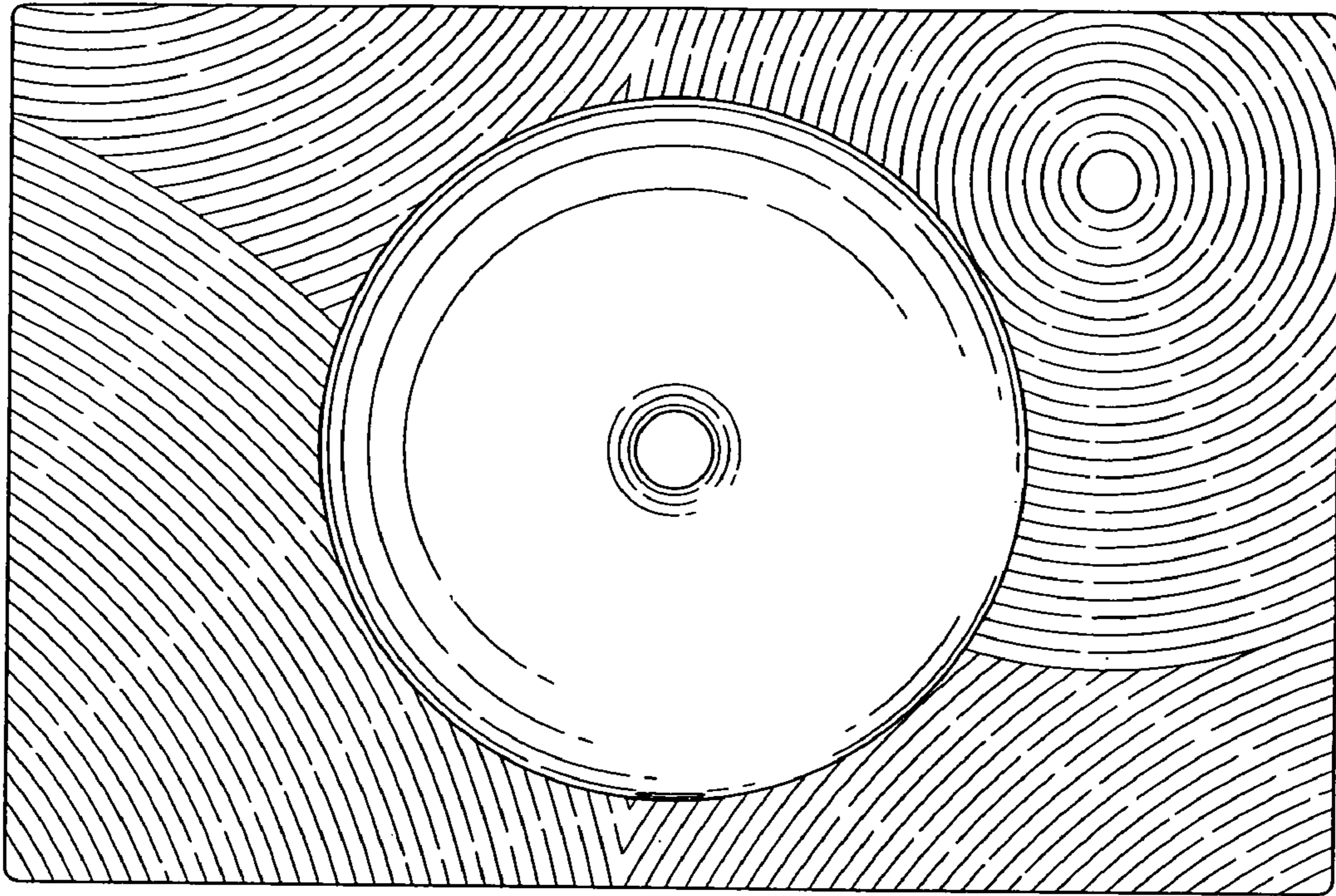


FIG. 3




FIG. 4




FIG. 5




FIG. 6

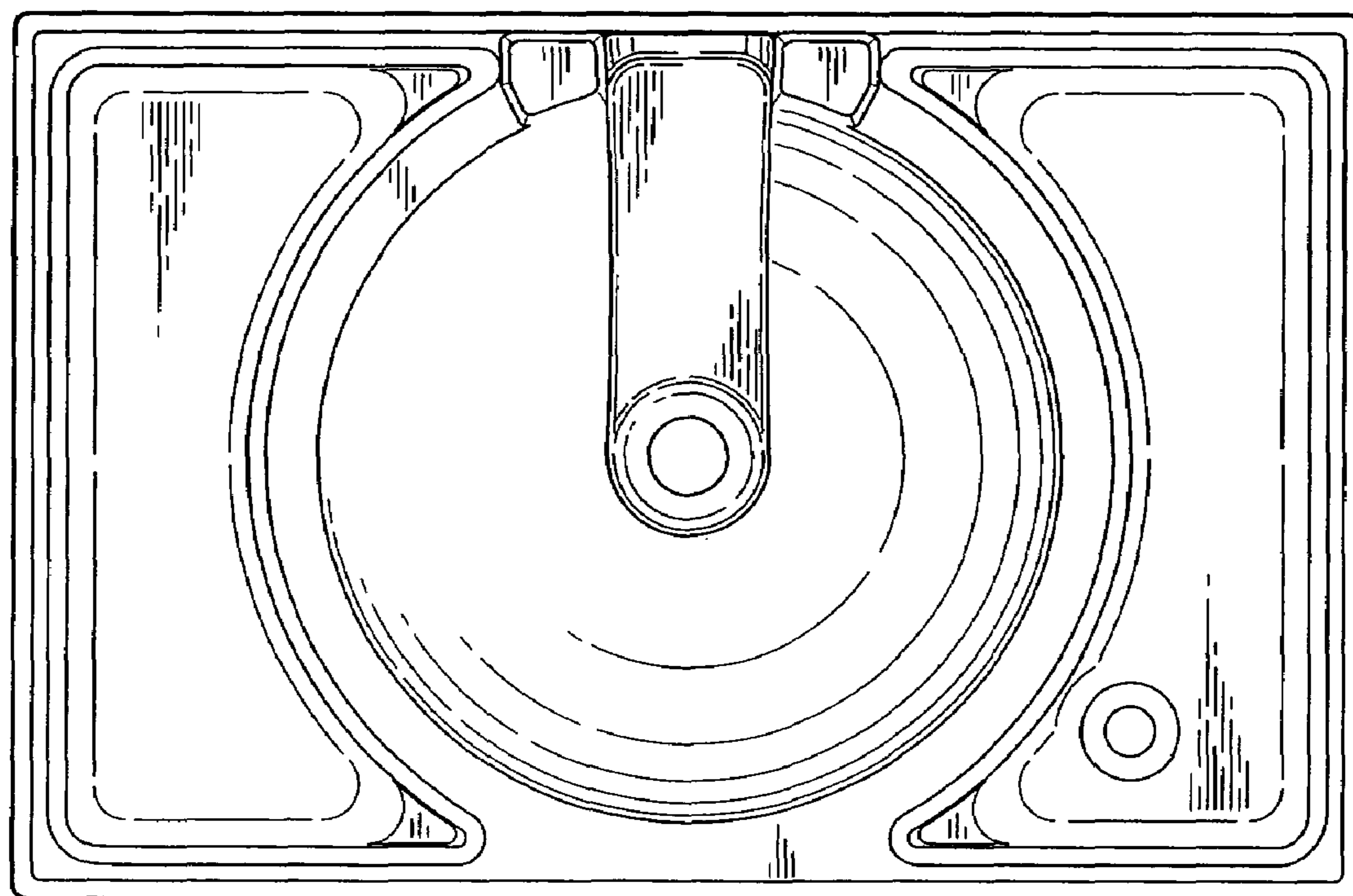


FIG. 7