

US00D547830S

(12) **United States Design Patent**
Veltz et al.

(10) **Patent No.:** **US D547,830 S**

(45) **Date of Patent:** **** Jul. 31, 2007**

(54) **LEVER**

(75) Inventors: **Jason D. Veltz**, Laguna Hills, CA (US);
Yos Singtoroj, Anaheim, CA (US)

(73) Assignee: **Newfrey LLC**, Newark, DE (US)

(**) Term: **14 Years**

(21) Appl. No.: **29/251,076**

(22) Filed: **Jan. 3, 2006**

(51) **LOC (8) Cl.** **23-01**

(52) **U.S. Cl.** **D23/252**

(58) **Field of Classification Search** D23/238-257;
D8/250-257, 300-322, DIG. 3; 16/110.1;
4/675-678; 137/801

See application file for complete search history.

(56) **References Cited**

U.S. PATENT DOCUMENTS

D437,918 S *	2/2001	Doughty et al.	D23/250
D458,989 S *	6/2002	Mullenmeister	D23/254
D522,631 S *	6/2006	Singtoroj	D23/252
D523,119 S *	6/2006	Fritz	D23/252

* cited by examiner

Primary Examiner—Louis S. Zarfas

Assistant Examiner—Gregory Andoll

(74) *Attorney, Agent, or Firm*—Richard J. Veltman; John D. DePonti

(57) **CLAIM**

The ornamental design for a lever, as shown and described.

DESCRIPTION

FIG. 1 is a perspective view of a lever showing a new design;

FIG. 2 is a front view thereof;

FIG. 3 is a back view thereof;

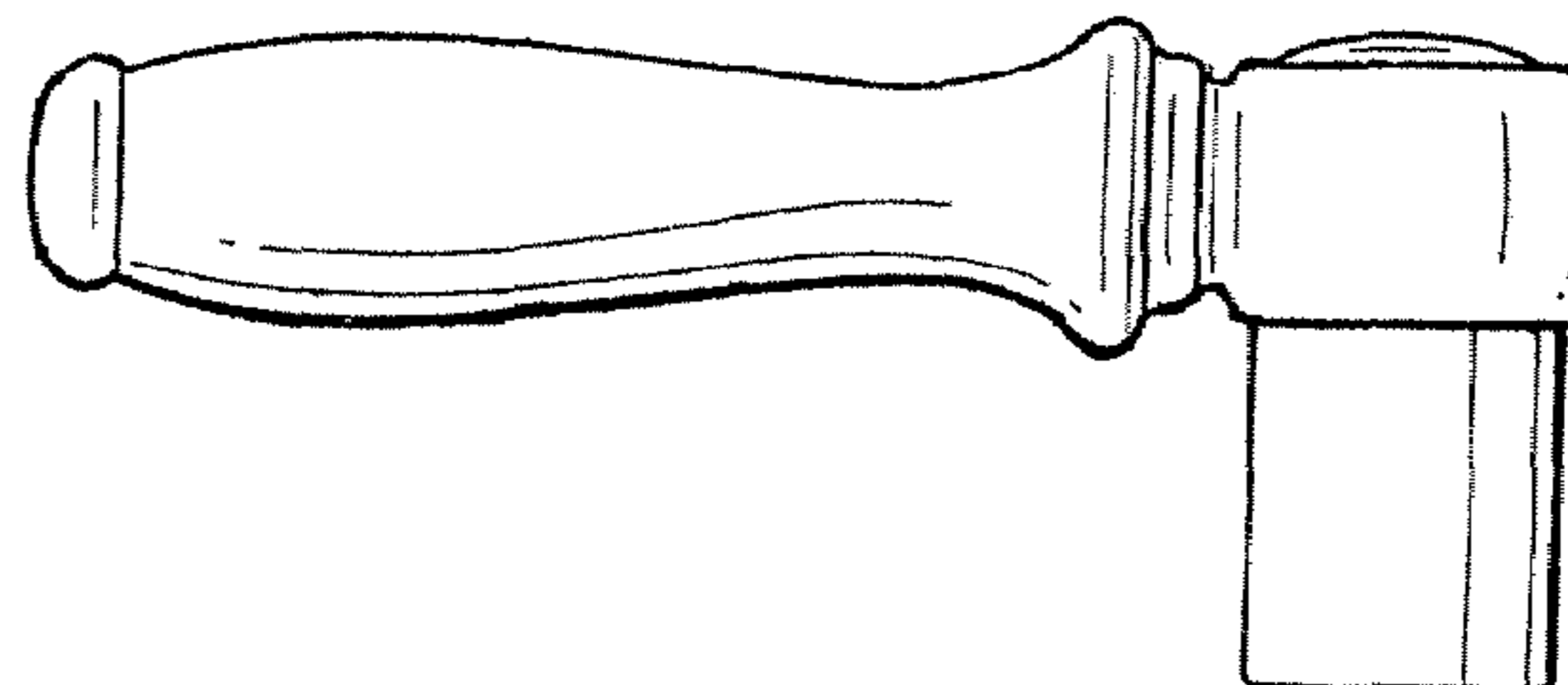

FIG. 4 is a top view thereof;

FIG. 5 is a right side view thereof; and,

FIG. 6 is a left side view thereof.

The broken lines in the Figures are for illustrative purposes only and form no part of the claimed design.

1 Claim, 2 Drawing Sheets






FIG. 1



FIG. 2




FIG. 3

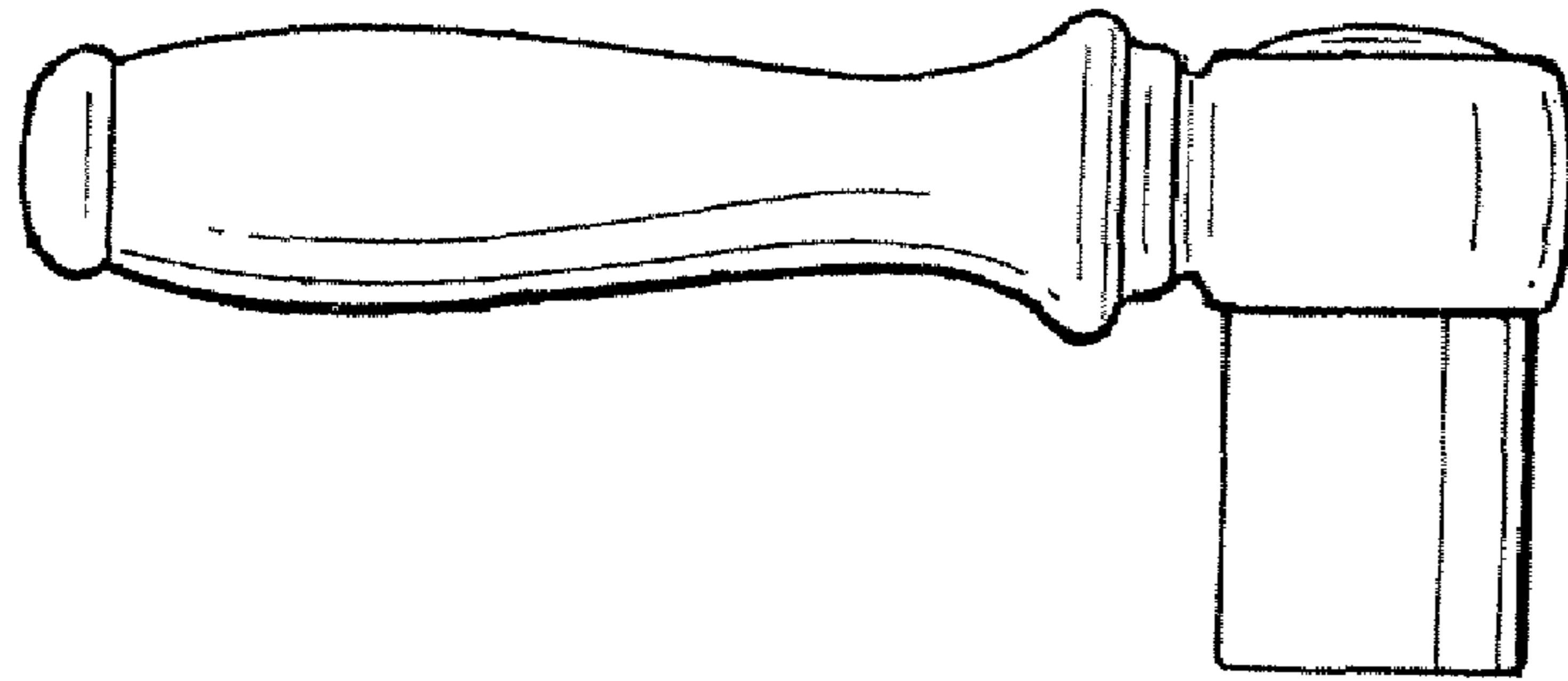


FIG. 4

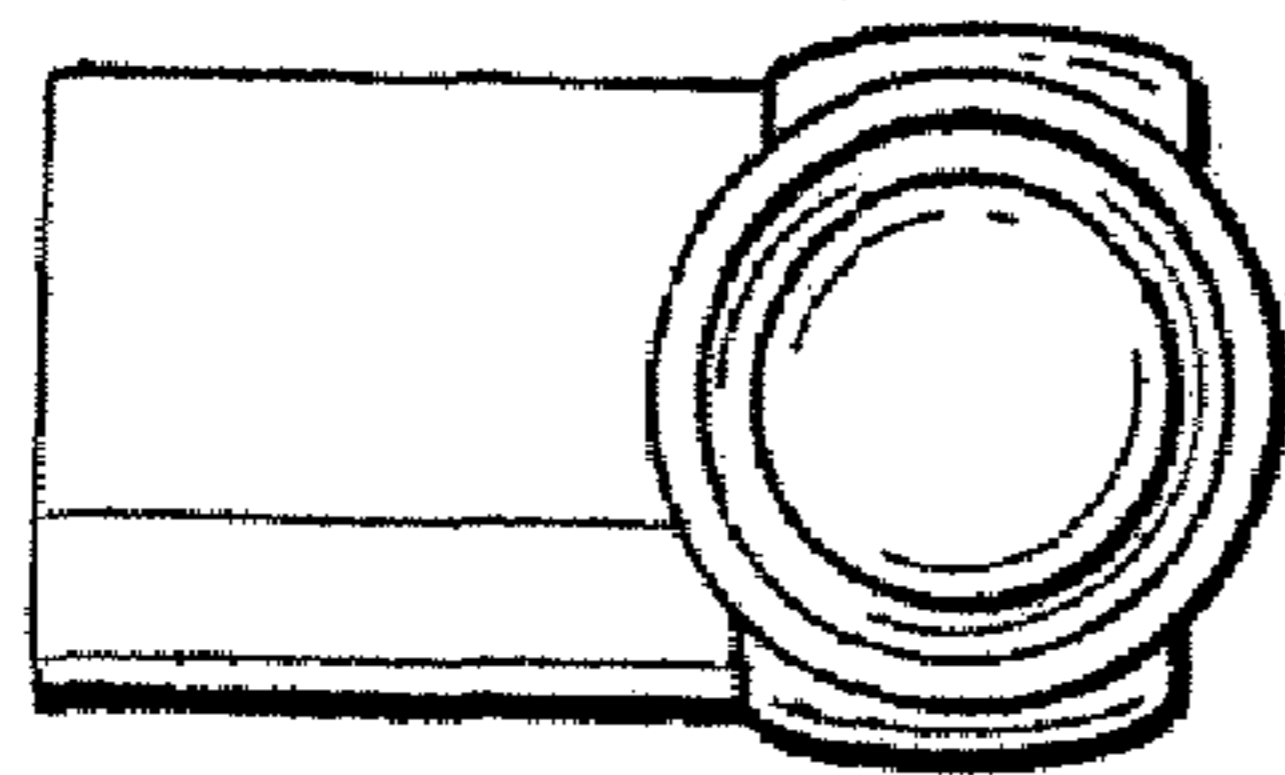


FIG. 5




FIG. 6