



US00D547825S

(12) **United States Design Patent**  
**Kennedy et al.**

(10) **Patent No.:** **US D547,825 S**  
(45) **Date of Patent:** **\*\* Jul. 31, 2007**

(54) **FILTER CARTRIDGE**

6,325,929 B1 \* 12/2001 Bassett ..... 210/238

(75) Inventors: **Gregory Kennedy**, Maplewood, MN (US); **Christine Fletcher**, Elk River, MN (US); **Chaouki Khamis**, Edina, MN (US)

\* cited by examiner

*Primary Examiner*—Robin Webster  
(74) *Attorney, Agent, or Firm*—Patzik, Frank & Samotny, Ltd.

(73) Assignee: **EcoWater Systems LLC**, Woodbury, MN (US)

(57) **CLAIM**

(\*\*) Term: **14 Years**

The ornamental design for a filter cartridge, as shown and described.

(21) Appl. No.: **29/252,778**

**DESCRIPTION**

(22) Filed: **Jan. 27, 2006**

FIG. 1 is a perspective view of a filter cartridge showing the new ornamental design, the portions shown in broken lines forming no part of the design sought to be patented;

(51) **LOC (8) Cl.** ..... **23-01**

(52) **U.S. Cl.** ..... **D23/209**

(58) **Field of Classification Search** ..... D23/207, D23/209; 210/238, 470, 443-4  
See application file for complete search history.

FIG. 2 is a front view thereof, the front and rear views being a mirror image, and the portions shown in broken lines forming no part of the design sought to be patented;

FIG. 3 is a left side elevational view thereof, the left and right views being a mirror image, and the portions shown in broken lines forming no part of the design sought to be patented;

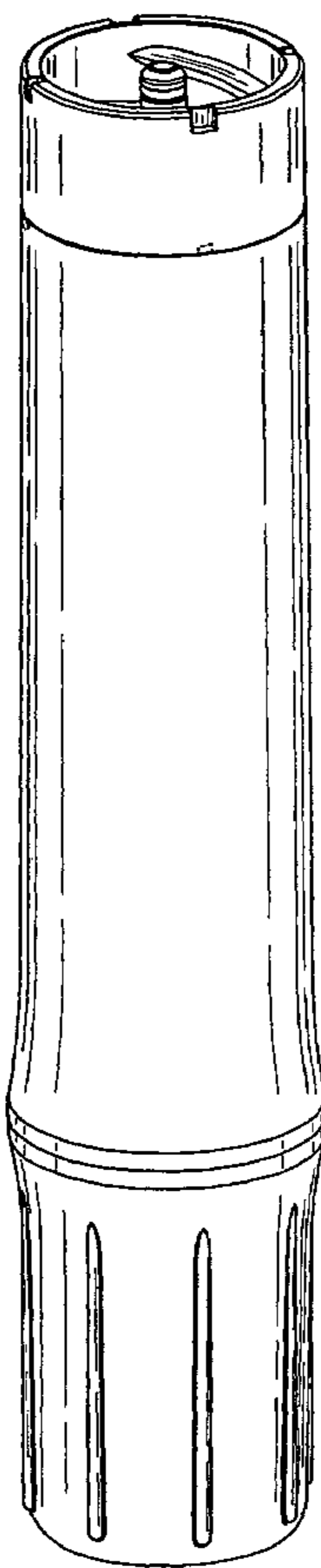
(56) **References Cited**

**U.S. PATENT DOCUMENTS**

- D265,277 S \* 7/1982 Dunn ..... D7/698
- D297,857 S \* 9/1988 Alexander et al. .... D23/207
- D361,823 S \* 8/1995 Layton et al. .... D23/207
- 5,456,830 A \* 10/1995 Stanford et al. .... 210/235
- D448,448 S \* 9/2001 Hughes et al. .... D23/209

FIG. 4 is a top plan view thereof; and,  
FIG. 5 is a bottom plan view thereof.

**1 Claim, 3 Drawing Sheets**



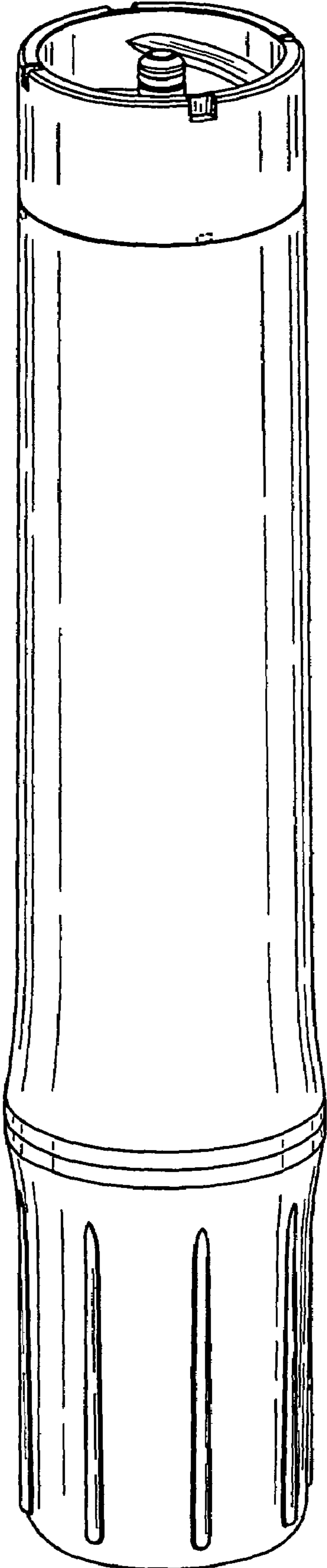


FIG. 1

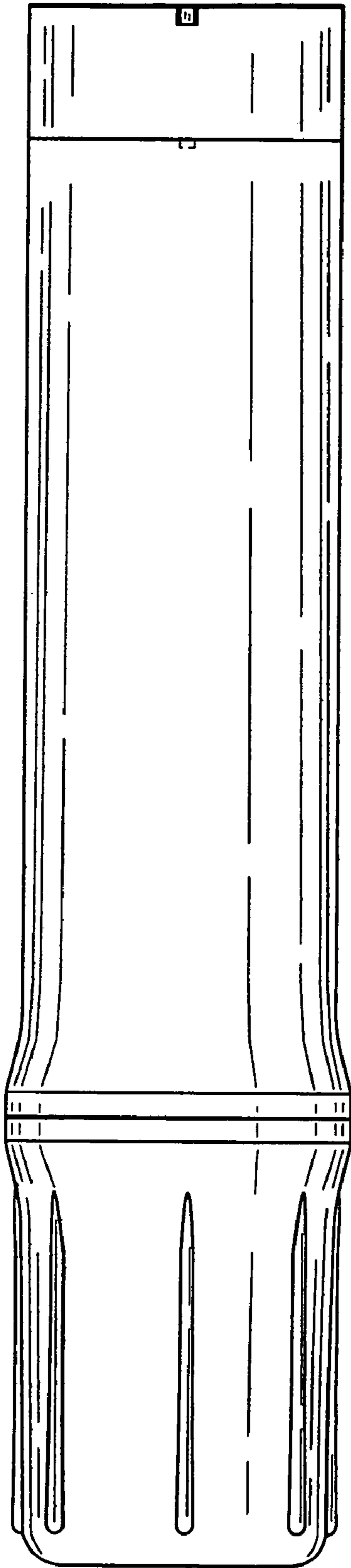


FIG. 2

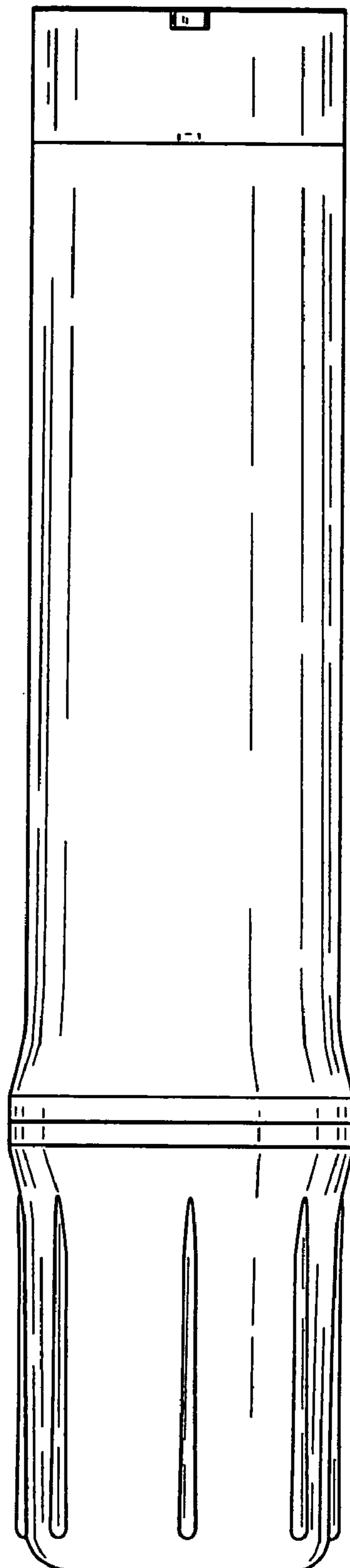
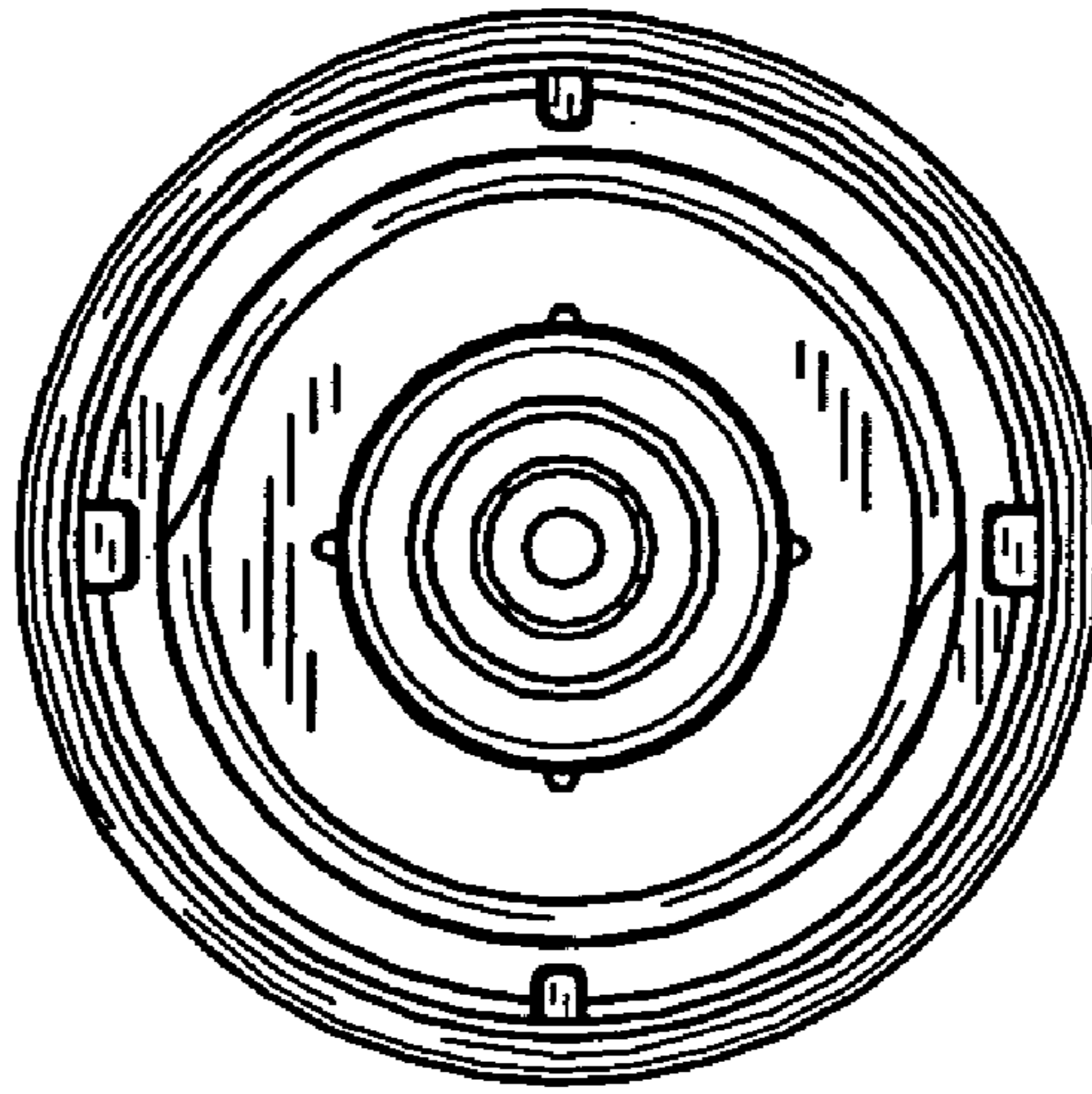



FIG. 3



**FIG. 4**



**FIG. 5**