

US00D547823S

(12) **United States Design Patent**
Kennedy et al.

(10) **Patent No.:** **US D547,823 S**

(45) **Date of Patent:** **** Jul. 31, 2007**

(54) **REVERSE OSMOSIS CARTRIDGE**

D448,448 S * 9/2001 Hughes et al. D23/209
6,325,929 B1 * 12/2001 Bassett 210/238
6,830,683 B2 * 12/2004 Gundrum et al. 210/232

(75) Inventors: **Gregory Kennedy**, Maplewood, MN (US); **Christine Fletcher**, Elk River, MN (US); **Chaouki Khamis**, Edina, MN (US)

* cited by examiner

Primary Examiner—Robin Webster

(73) Assignee: **EcoWater Systems LLC**, Woodbury, MN (US)

(74) *Attorney, Agent, or Firm*—Patzik, Frank & Samotny Ltd.

(**) Term: **14 Years**

(57) **CLAIM**

(21) Appl. No.: **29/252,811**

The ornamental design for a reverse osmosis cartridge, as shown and described.

(22) Filed: **Jan. 27, 2006**

DESCRIPTION

(51) **LOC (8) Cl.** **23-01**

FIG. 1 is a perspective view of a reverse osmosis cartridge showing the new ornamental design;

(52) **U.S. Cl.** **D23/207; D23/209**

FIG. 2 is a front view thereof, the front and rear views being a mirror image;

(58) **Field of Classification Search** D23/207, D23/209; 210/238, 470, 443-4

See application file for complete search history.

FIG. 3 is a left side elevational view thereof, the left and right views being a mirror image;

(56) **References Cited**


U.S. PATENT DOCUMENTS

5,296,148 A * 3/1994 Colangelo et al. 210/642
5,456,830 A * 10/1995 Stanford et al. 210/235
6,007,710 A * 12/1999 Pavel 210/90

FIG. 4 is a top plan view thereof; and,

FIG. 5 is a bottom plan view thereof.

1 Claim, 3 Drawing Sheets



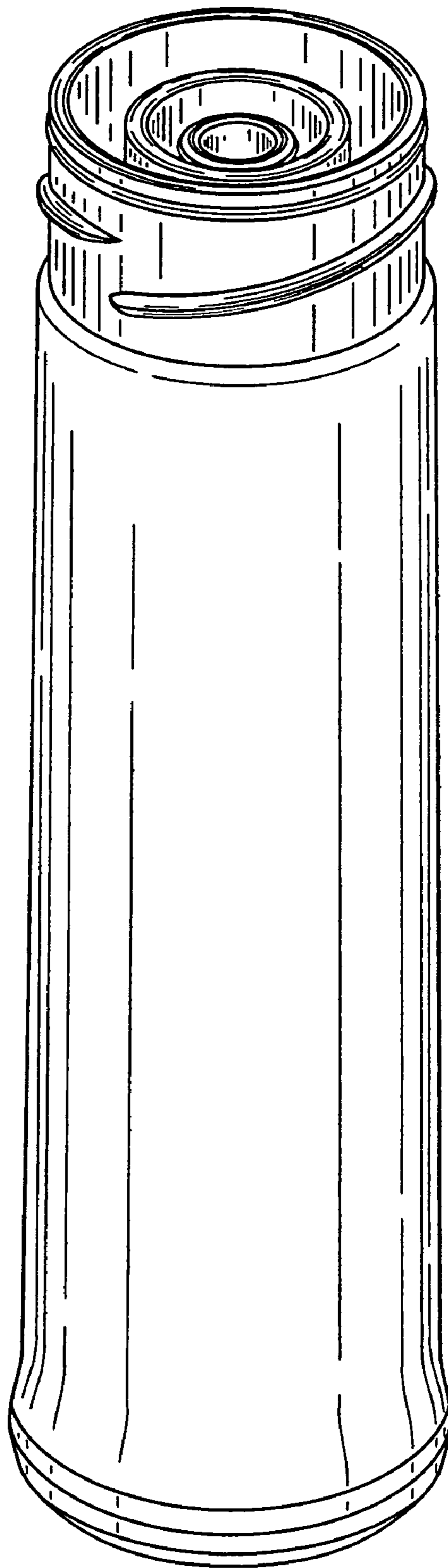


FIG. 1

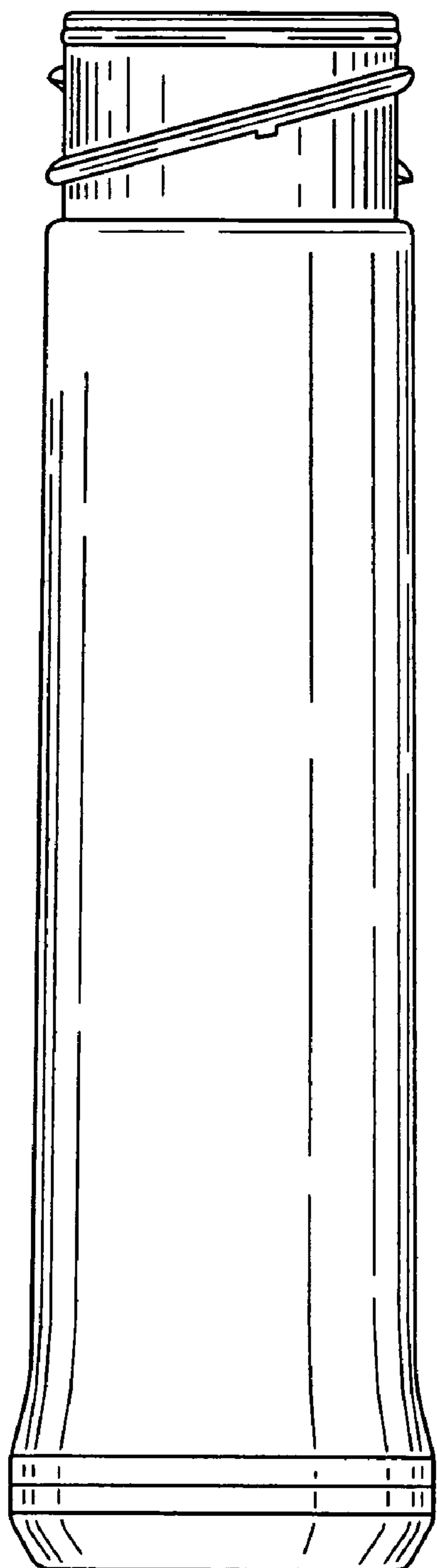


FIG. 2

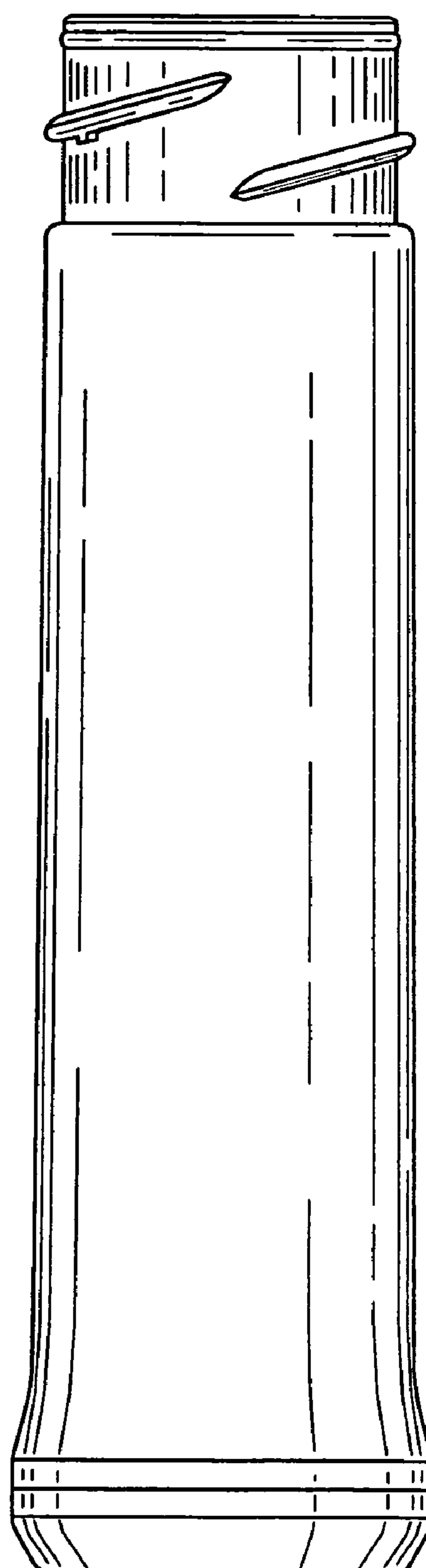


FIG. 3

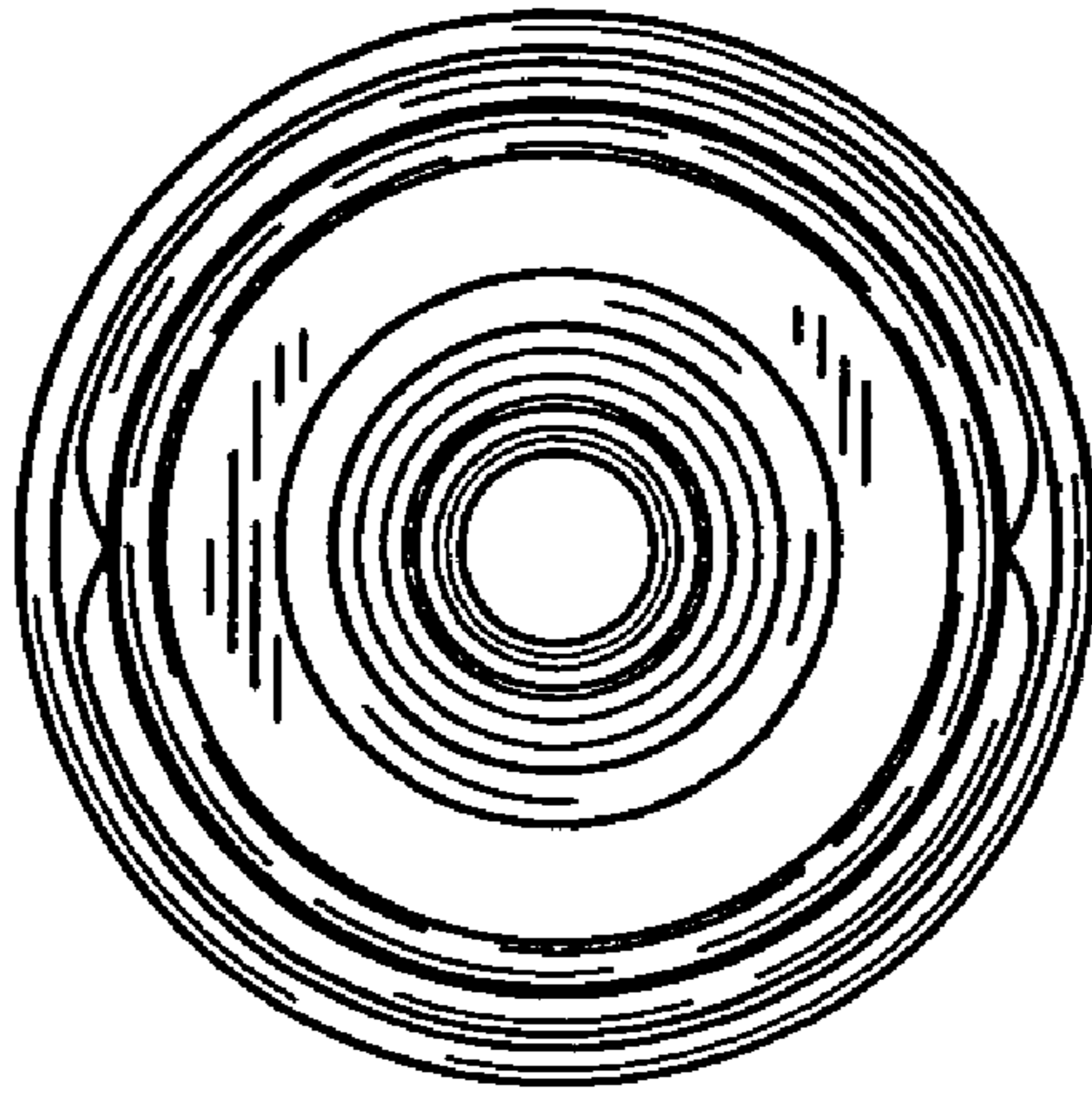


FIG. 4




FIG. 5