

US00D547818S

(12) **United States Design Patent**
Wolfe

(10) **Patent No.:** **US D547,818 S**

(45) **Date of Patent:** **** Jul. 31, 2007**

(54) **CARBINE FIREARM**

D517,152 S * 3/2006 Murello et al. D22/103

(76) Inventor: **Winston Wolfe**, 8671 Tournament Dr.,
Memphis, TN (US) 38125

* cited by examiner

(**) Term: **14 Years**

Primary Examiner—Charles A. Rademaker

Assistant Examiner—Melanie Levy

(21) Appl. No.: **29/249,120**

(74) *Attorney, Agent, or Firm*—Rothwell, Figg, Ernst &
Manbeck, P.C.

(22) Filed: **Sep. 21, 2006**

(57) **CLAIM**

(51) **LOC (8) Cl.** **22-01**

The ornamental design for a carbine firearm, as shown and
described.

(52) **U.S. Cl.** **D22/103**

(58) **Field of Classification Search** D22/100–104,
D22/108, 199; D21/572, 573; 42/51, 71.01,
42/75.01, 75.02, 90, 94; 362/110, 241 R;
313/105 R; 89/40.06, 37.04, 33.04, 191.07;
124/66, 67, 74

See application file for complete search history.

DESCRIPTION

FIG. 1 is a perspective view of the front of a carbine firearm
design of this invention;

FIG. 2 is a left side elevation view of the invention;

FIG. 3 is a right side elevation view of the invention;

FIG. 4 is a rear elevation view of the invention;

FIG. 5 is a front elevation view of the invention;

FIG. 6 is a top plan view of the invention; and,

FIG. 7 is a bottom plan view of the invention.

(56) **References Cited**

U.S. PATENT DOCUMENTS

- D290,153 S * 6/1987 Reaume D22/100
- D324,557 S * 3/1992 Livingston D22/103
- 6,752,137 B2 * 6/2004 Brunette et al. 124/74
- D502,753 S * 3/2005 Bezborodov et al. D22/103
- D512,117 S * 11/2005 Murello et al. D22/103

1 Claim, 5 Drawing Sheets




FIG. 1

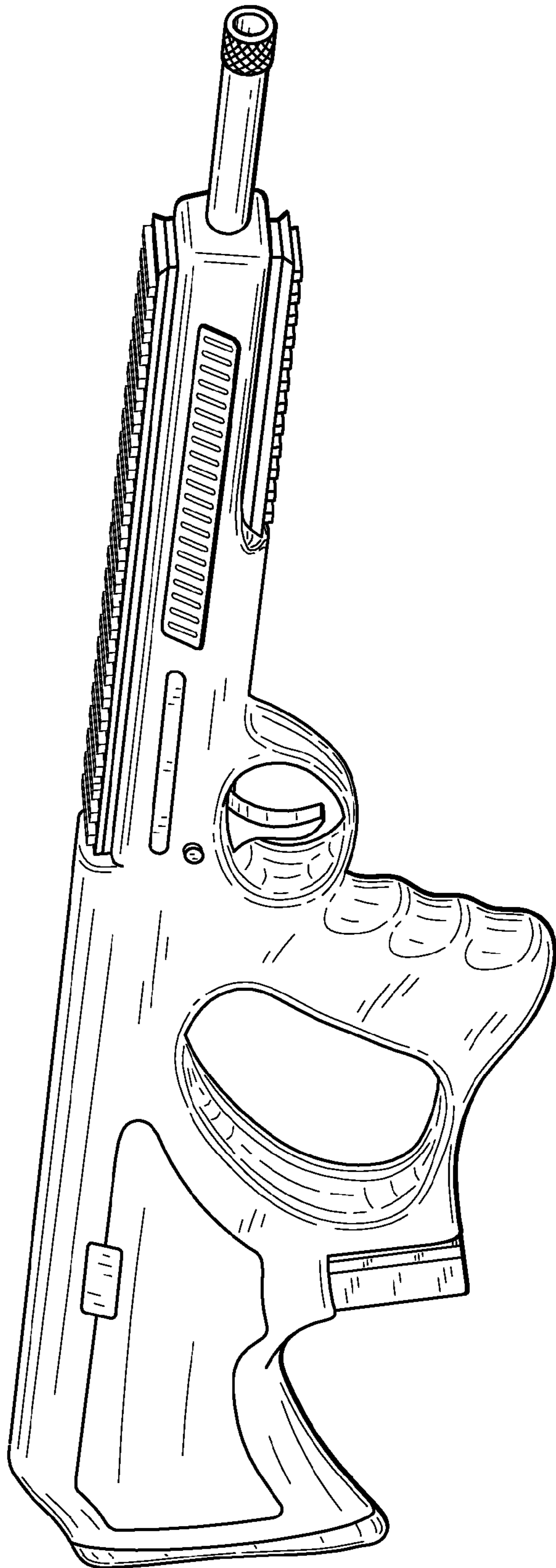


FIG. 2

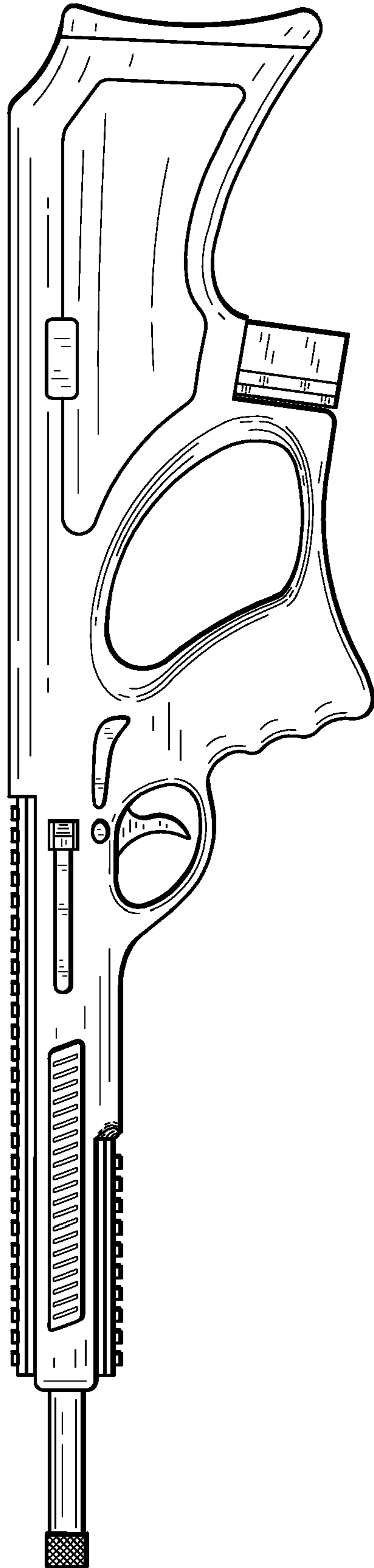


FIG. 3

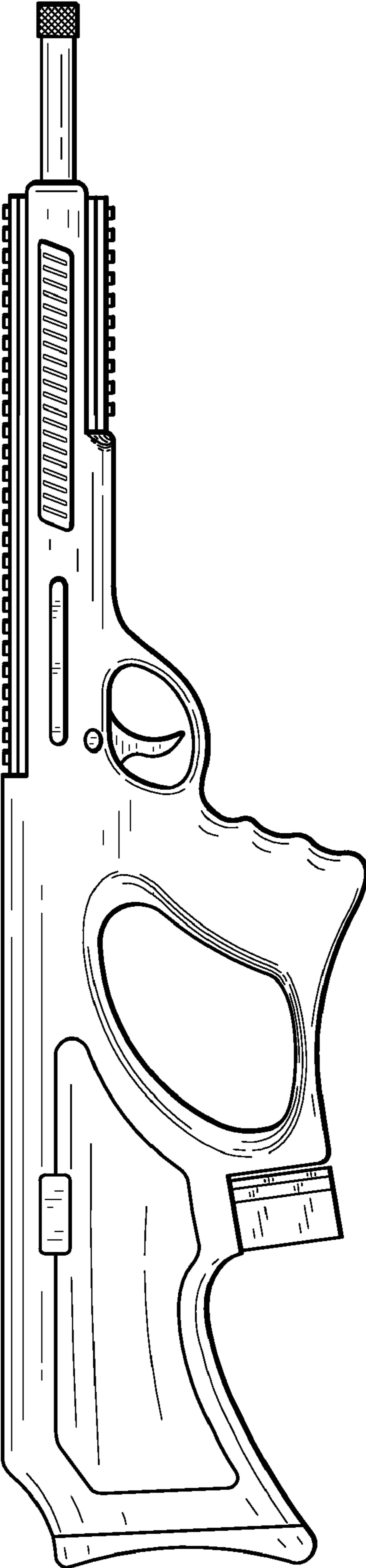


FIG. 4




FIG. 5




FIG. 6

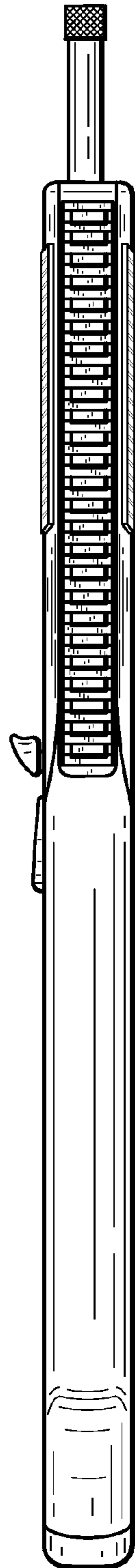


FIG. 7

