

US00D547810S

(12) **United States Design Patent** (10) **Patent No.:** **US D547,810 S**
Yale et al. (45) **Date of Patent:** **** Jul. 31, 2007**

(54) **BOARD FOR PRACTICING CHIP TRICKS**

(76) Inventors: **Scott R. Yale**, 8730 Alpine Ave., La Mesa, CA (US) 91941; **Dennis J. Mos**, 2912 Field Ct., San Diego, CA (US) 92110

(**) Term: **14 Years**

(21) Appl. No.: **29/233,086**

(22) Filed: **Jun. 28, 2005**

(51) **LOC (8) Cl.** **21-01**

(52) **U.S. Cl.** **D21/385; D21/397**

(58) **Field of Classification Search** D21/334–369, D21/385, 392, 396–397; D3/304, 314; D6/536; D7/550.1, 554.2–554.4; D19/75, 92; D99/34; 206/0.8; 273/236–288, 146, 148 R, 309, 273/447

See application file for complete search history.

(56) **References Cited**

U.S. PATENT DOCUMENTS

376,484 A * 1/1888 Penney 273/309

(Continued)

OTHER PUBLICATIONS

Popper Adult Games Catalog, p. 9, Rubber dice mat No. 298.*

Primary Examiner—Sandra L. Morris

(74) *Attorney, Agent, or Firm*—Richard D. Clarke

(57) **CLAIM**

The ornamental design for a board for practicing chip tricks, as shown and described.

DESCRIPTION

FIG. 1 is a front elevational perspective view of the board for practicing chip tricks, shown holding numerous poker chips thereon;

FIG. 2 is a top plan view of the board for practicing chip tricks;

FIG. 3 is a side elevational view of the board for practicing chip tricks, the opposite side view being identical to this side view;

FIG. 4 is front elevational view of the board for practicing chip tricks, the rear view being identical to this front view;

FIG. 5 is a bottom view of the board for practicing chip tricks;

FIG. 6 is a top plan view of a second embodiment of the board for practicing chip tricks;

FIG. 7 is a side elevational view of a second embodiment of the board for practicing chip tricks, the opposite side view being identical to this side view;

FIG. 8 is front elevational view of a second embodiment of the board for practicing chip tricks, the rear view being identical to this front view;

FIG. 9 is a bottom view of a second embodiment of the board for practicing chip tricks;

FIG. 10 is a top plan view of a third embodiment of the board for practicing chip tricks;


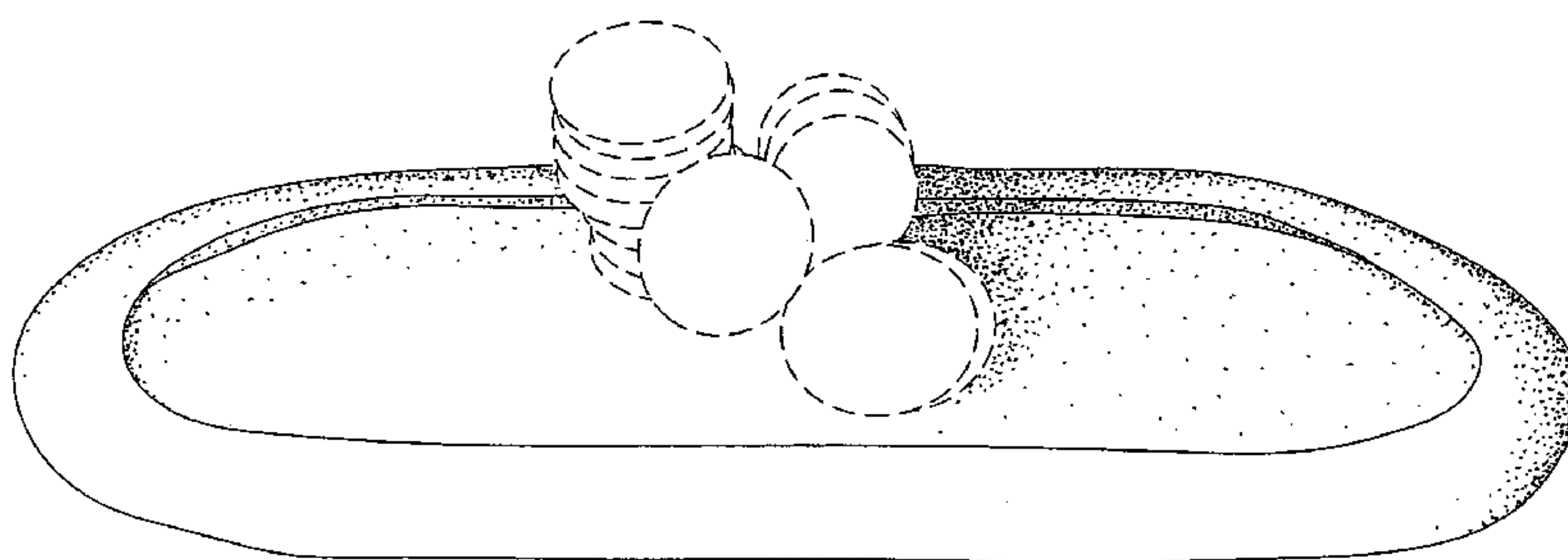
FIG. 11 is a side elevational view of a third embodiment of the board for practicing chip tricks, the opposite side view being identical to this side view;

FIG. 12 is front elevational view of a third embodiment of the board for practicing chip tricks, the rear view being identical to this front view; and,

FIG. 13 is a bottom view of a third embodiment of the board for practicing chip tricks.

The broken line showing of numerous poker chips in FIG. 1, is for illustrative purposes only and forms no part of the claimed design.

1 Claim, 4 Drawing Sheets



Page 2

U.S. PATENT DOCUMENTS						3,687,451 A *	8/1972	Breslow	273/447
						4,834,386 A *	5/1989	Rosenthal et al.	273/146
D23,114 S *	3/1894	Ratcliff	D7/554.2			D302,177 S *	7/1989	Evenson	D19/92
D24,586 S *	8/1895	Murphy	D99/34			D331,607 S *	12/1992	Davis	D21/372
1,541,680 A *	6/1925	Bergquist	273/146			5,516,112 A *	5/1996	Rypinski	273/287
RE23,573 E *	11/1952	Gruen	D7/554.3			D413,219 S *	8/1999	Glenton Kerr	D6/536
2,757,478 A *	8/1956	Borland	D7/554.3		2005/0093241 A1 *	5/2005	Lipscomb et al.	273/309	
D181,463 S *	11/1957	deLaunay	D19/77						
D223,265 S *	4/1972	Wolf	D21/342		* cited by examiner				

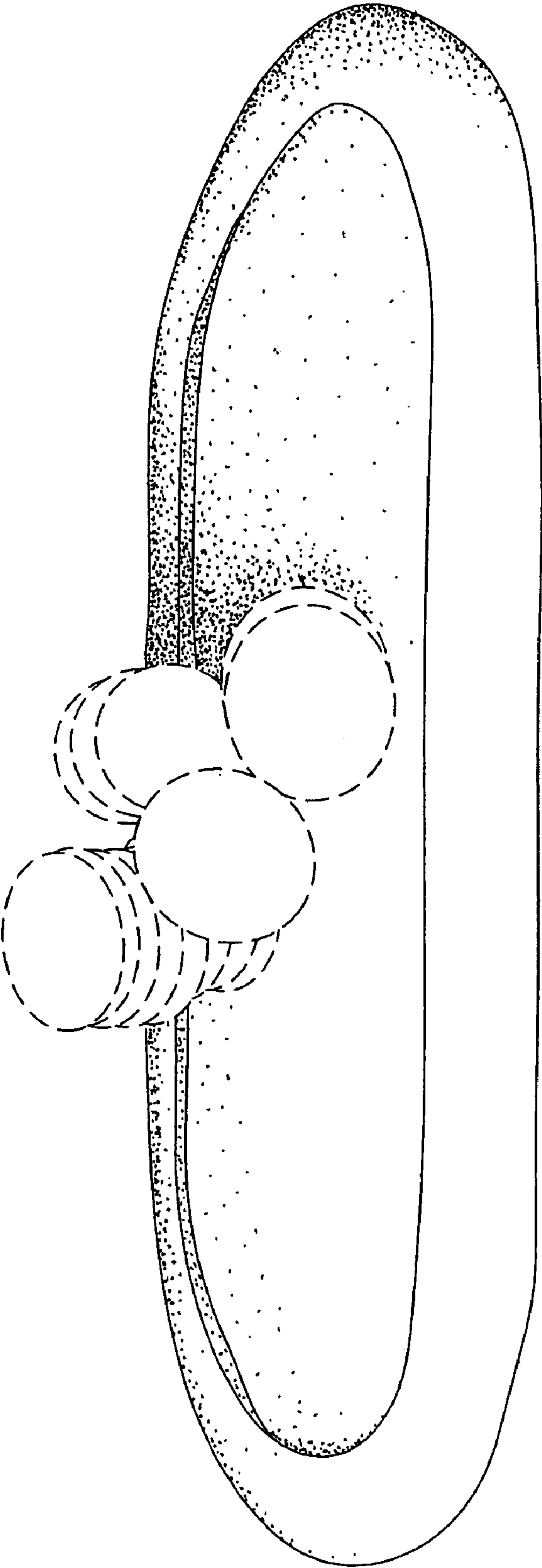


Fig. 1




Fig. 2




Fig. 3

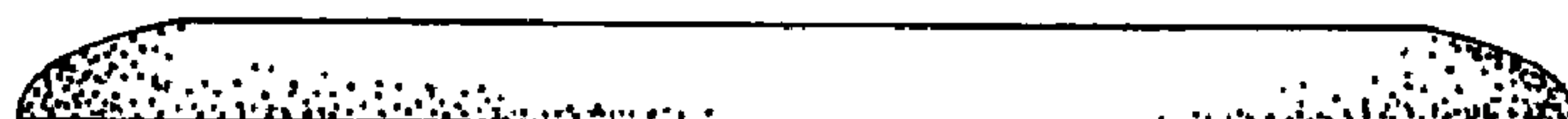


Fig. 4




Fig. 5




Fig. 6




Fig. 7



Fig. 8




Fig. 9




Fig. 10




Fig. 11



Fig. 12

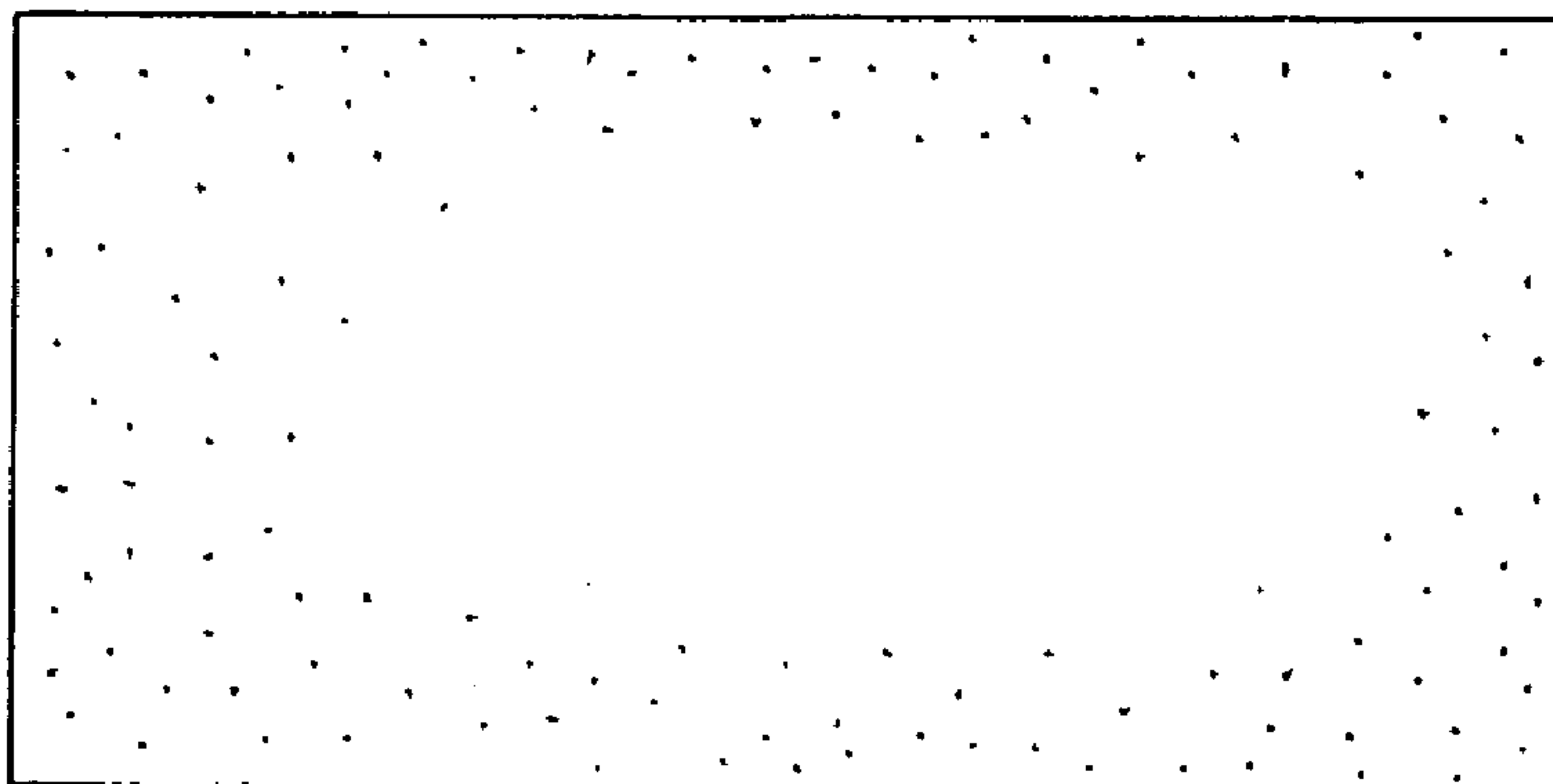


Fig. 13