



US00D547805S

(12) **United States Design Patent**  
**Killinger et al.**

(10) **Patent No.: US D547,805 S**

(45) **Date of Patent: \*\* Jul. 31, 2007**

(54) **CUP**

(75) Inventors: **Timothy D. Killinger**, Plainfield, IL (US); **Matthew G. Lerch**, Chicago, IL (US); **Aaron W. Smith**, Plainfield, IL (US); **Gilberto Cavada, Jr.**, Melrose Park, IL (US); **Melanie Lyn Conklin**, Chicago, IL (US)

(73) Assignee: **Rubbermaid Incorporated**, Fairlawn, OH (US)

(\*\*) Term: **14 Years**

(21) Appl. No.: **29/224,720**

(22) Filed: **Mar. 3, 2005**

(51) **LOC (8) Cl. .... 19-06**

(52) **U.S. Cl. .... D19/85; D19/77; D7/509; D34/1**

(58) **Field of Classification Search** ..... D7/514, D7/509-511, 523, 532, 512, 533, 536, 513, D7/708; D30/121; 215/387, DIG. 7; 220/729, 220/713, 703, 908, 910, 592.16; 229/400; 206/520, 214, 224; 47/DIG. 6, 66, 77; D9/431; D19/85, 87; D11/143; 434/417; 24/11 R; D34/1; D6/533; D3/304

See application file for complete search history.

(56) **References Cited**

**U.S. PATENT DOCUMENTS**

|             |   |         |                |       |            |
|-------------|---|---------|----------------|-------|------------|
| D156,177 S  | * | 11/1949 | Starkweather   | ..... | D11/143    |
| 3,934,724 A |   | 1/1976  | Johnson        | ..... | 206/507    |
| 4,102,453 A |   | 7/1978  | Carroll et al. | ..... | 206/507    |
| 4,185,764 A | * | 1/1980  | Cote           | ..... | 229/117.03 |
| 4,238,032 A |   | 12/1980 | Thurman        | ..... | 206/507    |

|              |   |         |                |       |            |
|--------------|---|---------|----------------|-------|------------|
| 4,252,264 A  | * | 2/1981  | Herbst et al.  | ..... | 229/400    |
| 4,320,837 A  |   | 3/1982  | Carroll et al. | ..... | 206/505    |
| D277,262 S   | * | 1/1985  | Jones          | ..... | D9/712     |
| D281,111 S   | * | 10/1985 | McClelland     | ..... | D34/8      |
| D421,168 S   | * | 2/2000  | France         | ..... | D34/1      |
| 6,027,018 A  | * | 2/2000  | Yocum          | ..... | 229/400    |
| 6,182,890 B1 | * | 2/2001  | Sattler et al. | ..... | 229/400    |
| 6,230,969 B1 | * | 5/2001  | Spransy        | ..... | 229/400    |
| D446,684 S   | * | 8/2001  | Price          | ..... | D7/509     |
| 6,394,338 B1 | * | 5/2002  | Sluder         | ..... | 229/120.15 |
| D477,636 S   | * | 7/2003  | Chen           | ..... | D19/85     |
| D480,427 S   | * | 10/2003 | Chen           | ..... | D19/85     |
| D498,794 S   | * | 11/2004 | Bhavnani       | ..... | D19/85     |
| D505,830 S   | * | 6/2005  | Smith et al.   | ..... | D7/509     |

\* cited by examiner

*Primary Examiner*—M. N. Pandozzi

(74) *Attorney, Agent, or Firm*—Marshall Gerstein & Borun LLP

(57) **CLAIM**

The ornamental design for a “cup,” as shown and described.

**DESCRIPTION**

FIG. 1 is a perspective view of a cup showing our new design;

FIG. 2 is a top plan view of the cup of FIG. 1;

FIG. 3 is a front elevational view of the cup of FIG. 1; the rear elevational view being a mirror image thereof;

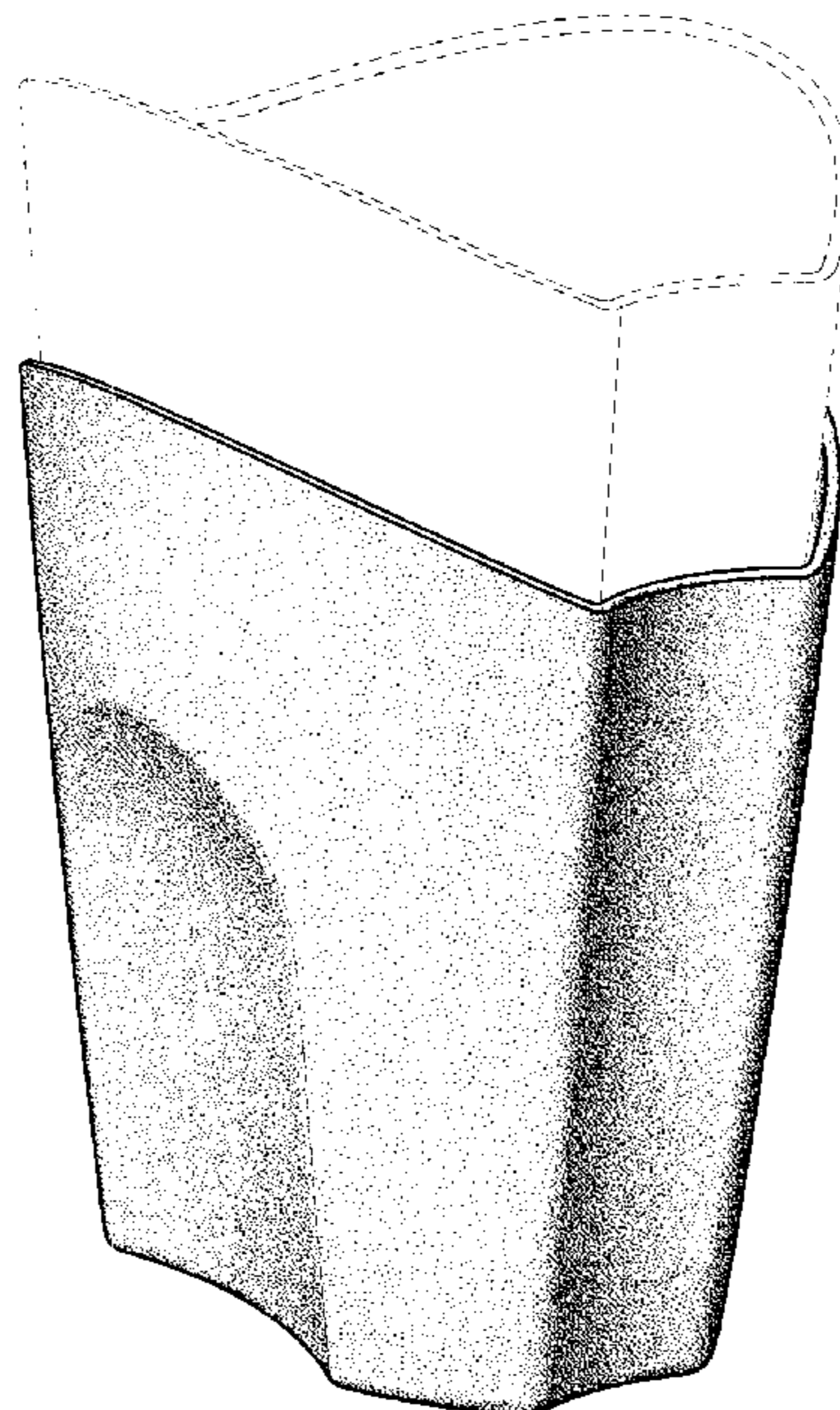
FIG. 4 is a left side elevational view of the cup of FIG. 1, the right side elevational view being a mirror image thereof;

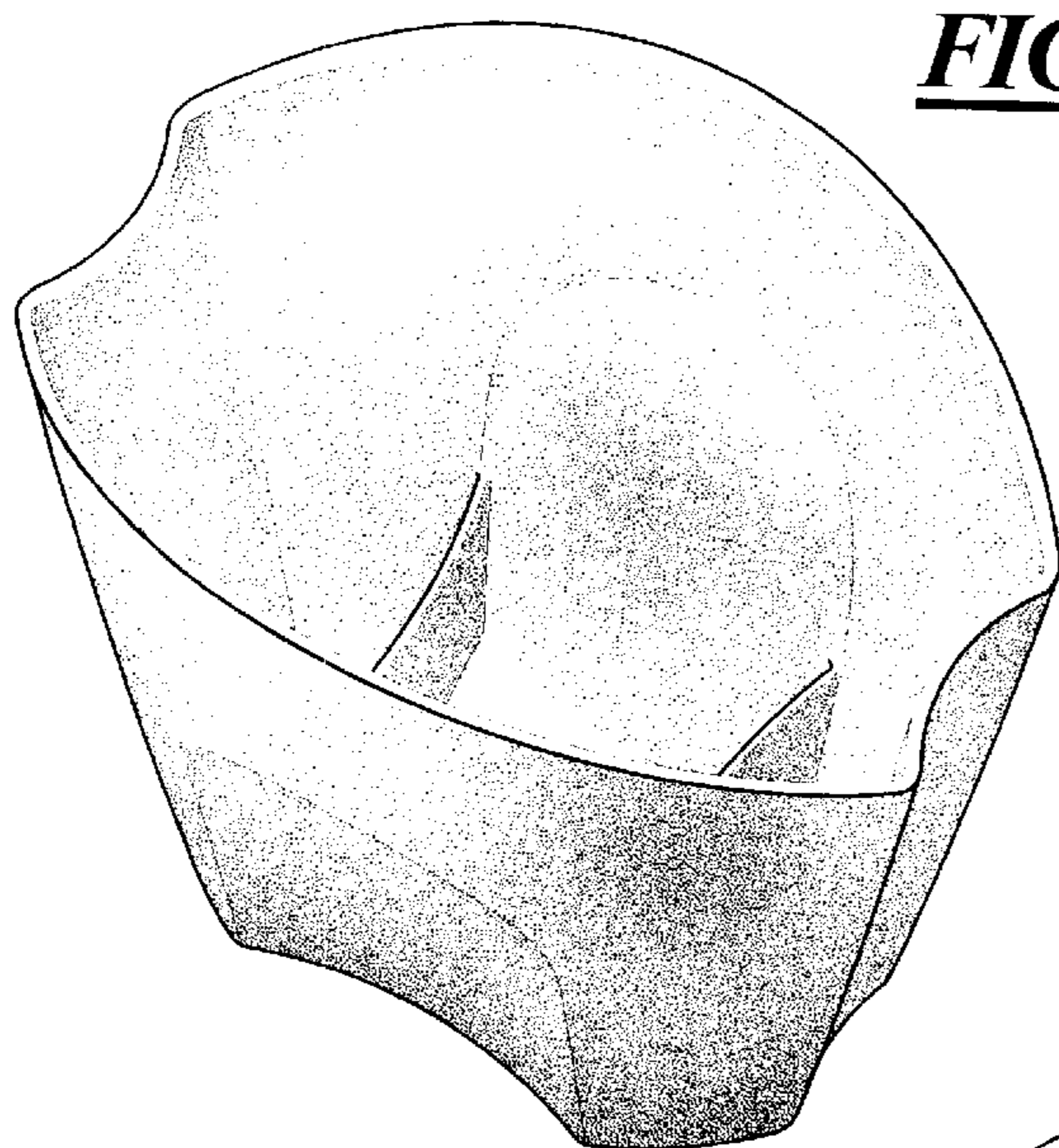
FIG. 5 is a bottom plan view of the cup of FIG. 1; and,

FIG. 6 is an environmental perspective view thereof.

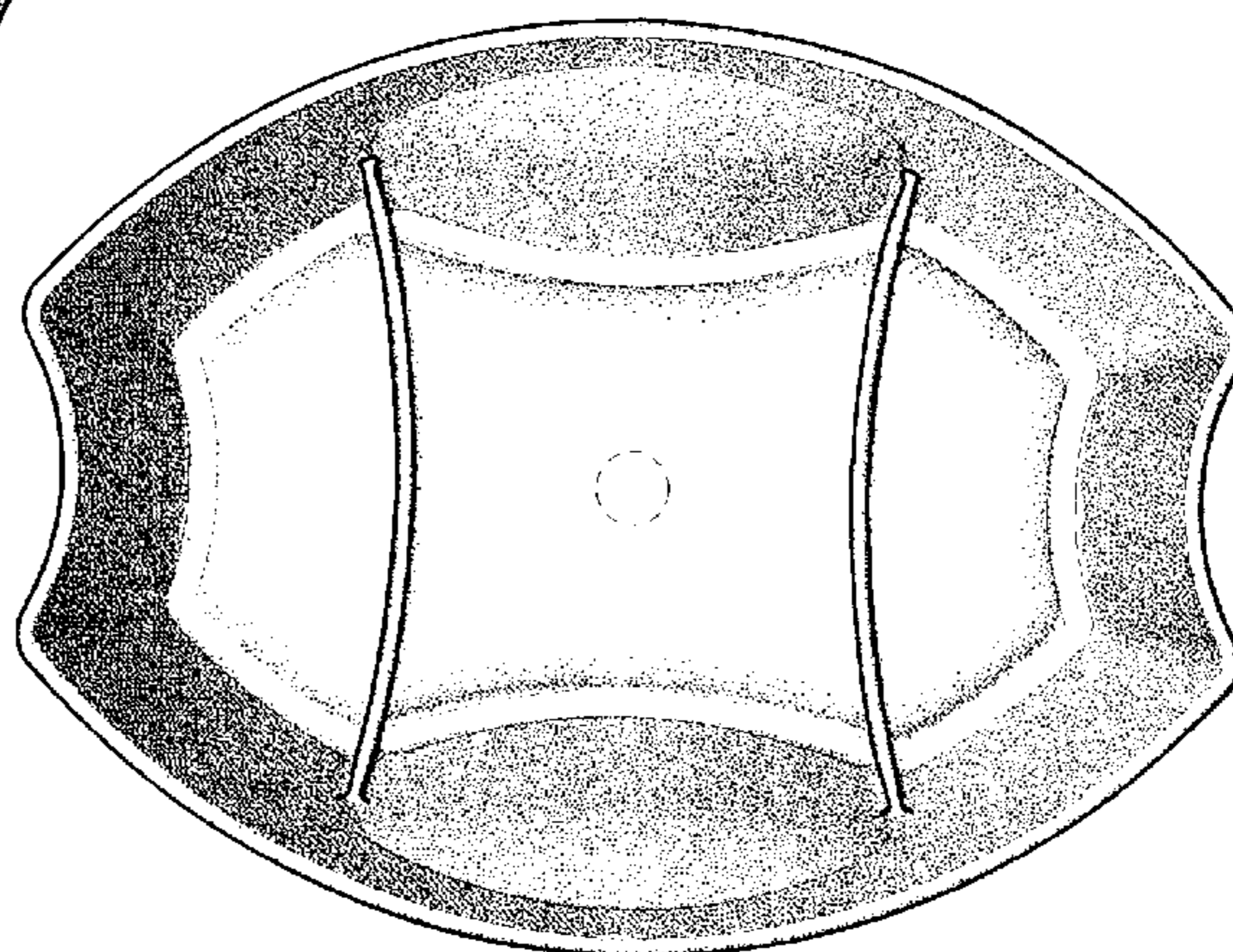
The dashed lines are for illustrative purposes only and form no part of the claimed design.

**1 Claim, 2 Drawing Sheets**






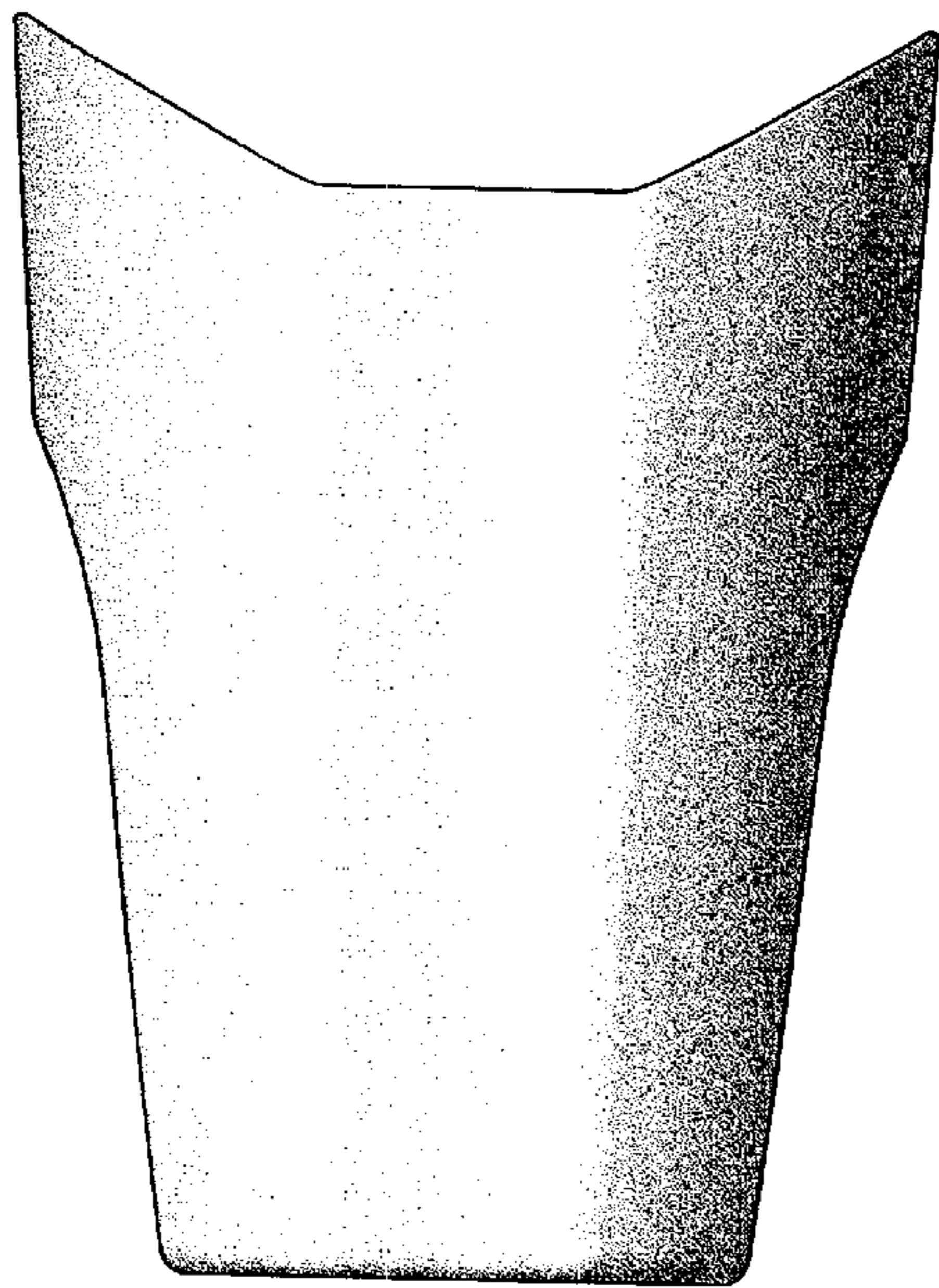
**FIG. 1**



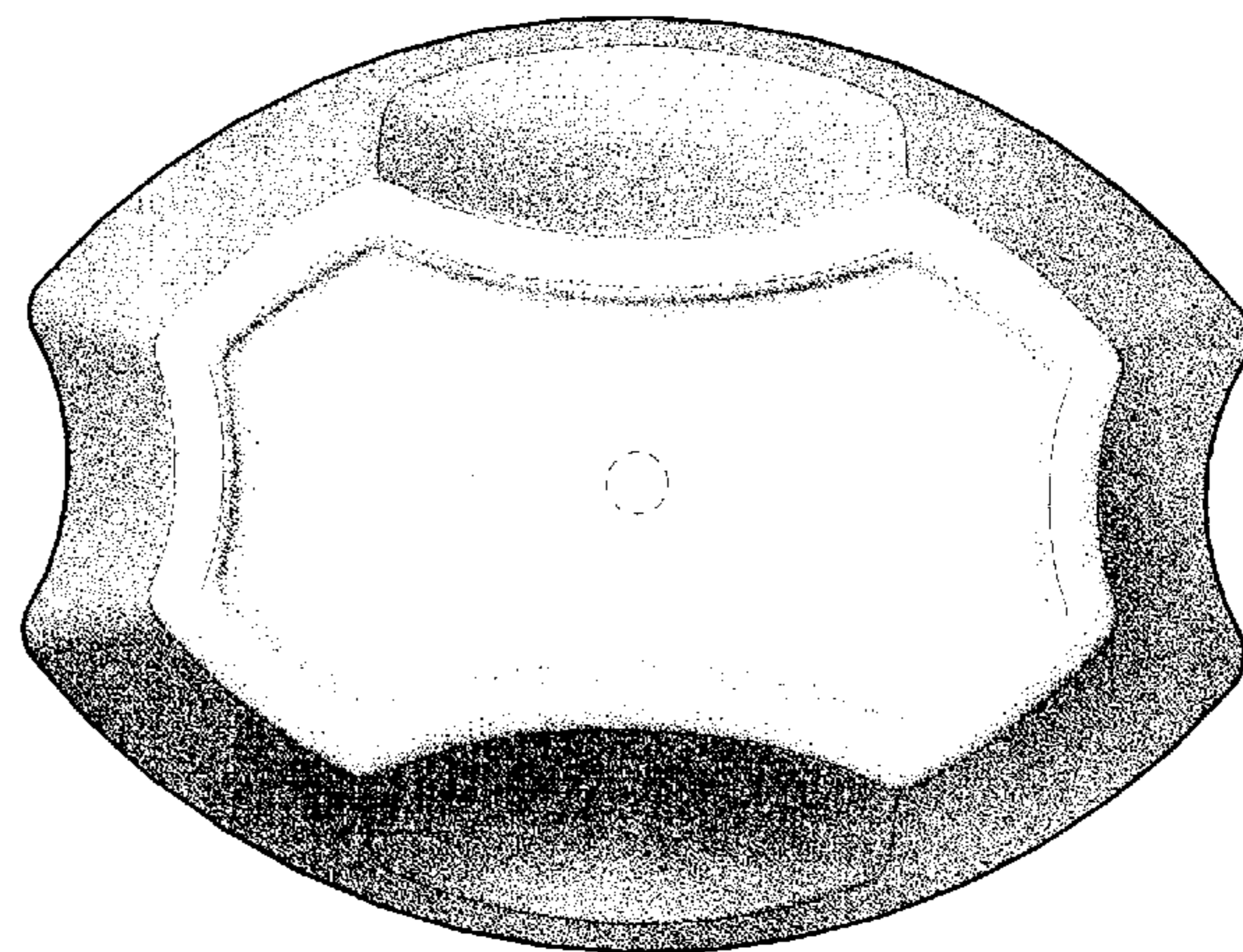
**FIG. 2**



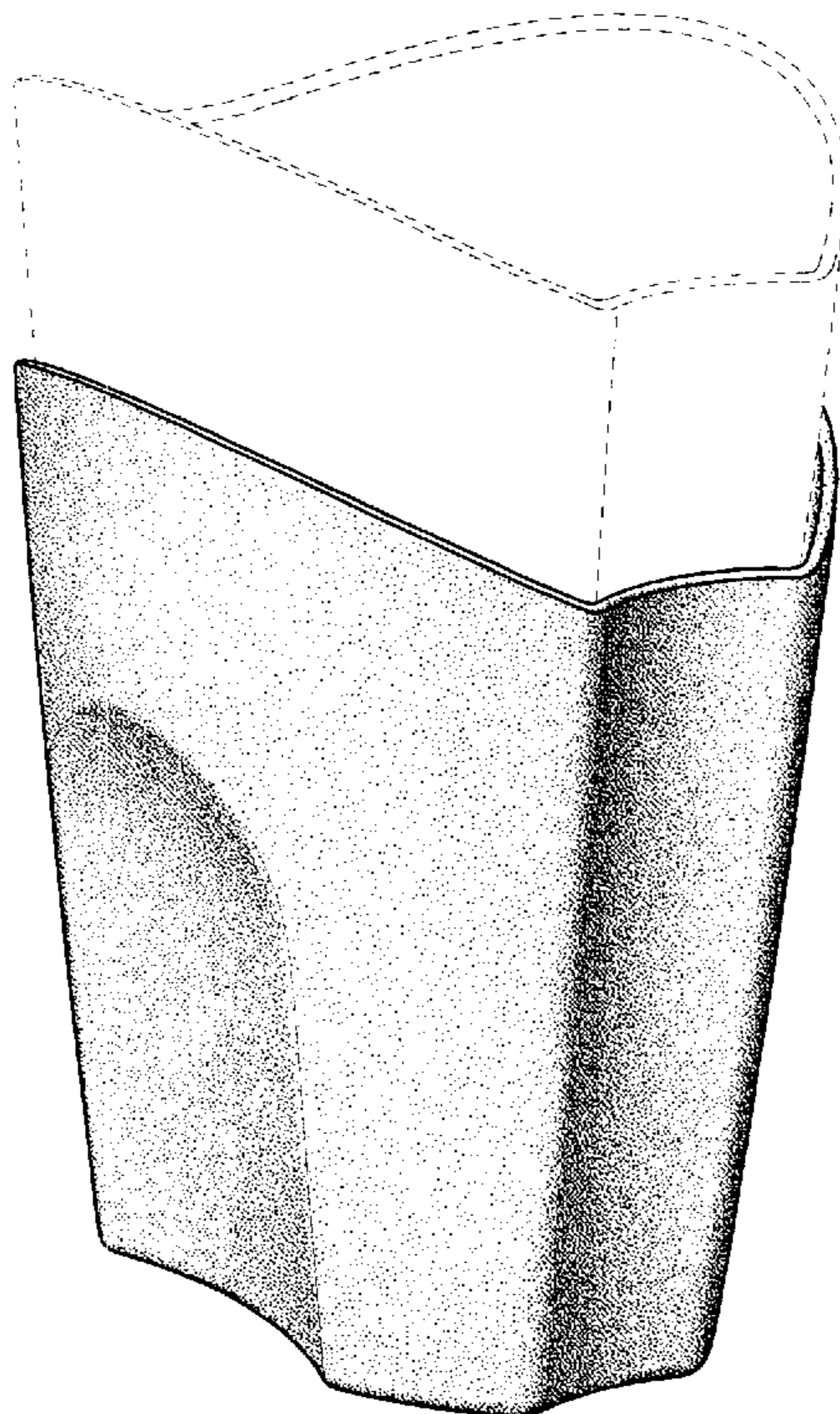
**FIG. 3**



**FIG. 4**



**FIG. 5**



**FIG. 6**