



US00D547800S

(12) **United States Design Patent**
Gallay et al.

(10) **Patent No.:** **US D547,800 S**

(45) **Date of Patent:** **** Jul. 31, 2007**

(54) **WRITING INSTRUMENT**

(75) Inventors: **Fabrice Gallay**, Valence (FR);
Shandra Ariel, Montmeyran (FR)

(73) Assignee: **Reynolds**, Valence Cedex (FR)

(**) Term: **14 Years**

(21) Appl. No.: **29/241,025**

(22) Filed: **Oct. 21, 2005**

(30) **Foreign Application Priority Data**

Sep. 14, 2005 (EM) 000400411

(51) **LOC (8) Cl.** **19-06**

(52) **U.S. Cl.** **D19/41**

(58) **Field of Classification Search** D19/35,
D19/36, 41-51, 54-57; 24/11 R, 11 F, 11 P;
401/52, 99, 100, 104, 105, 106, 107, 108,
401/109, 192, 195, 196

See application file for complete search history.

(56) **References Cited**

U.S. PATENT DOCUMENTS

- D439,613 S * 3/2001 Ham D19/43
- 6,273,627 B1 * 8/2001 Mittersinker et al. 401/117
- D477,025 S * 7/2003 Morrow D19/51
- D487,772 S * 3/2004 Lin D19/47
- 6,755,584 B2 * 6/2004 O'Brien et al. 401/117
- D497,388 S * 10/2004 Kit D19/36
- D498,790 S * 11/2004 Shova et al. D19/43

- 7,097,377 B1 * 8/2006 Rigoni 401/195
- D533,590 S * 12/2006 Beyer D19/49
- 2005/0074271 A1 * 4/2005 Kageyama et al. 401/195

* cited by examiner

Primary Examiner—Elizabeth A. Albert

(74) *Attorney, Agent, or Firm*—Marshall, Gerstein & Borun LLP

(57) **CLAIM**

The ornamental design for a writing instrument, as shown and described.

DESCRIPTION

FIG. 1 is a front view showing our new design for a writing instrument;

FIG. 2 is a left side view of the writing instrument of FIG. 1;

FIG. 3 is a rear view of the writing instrument of FIG. 1;

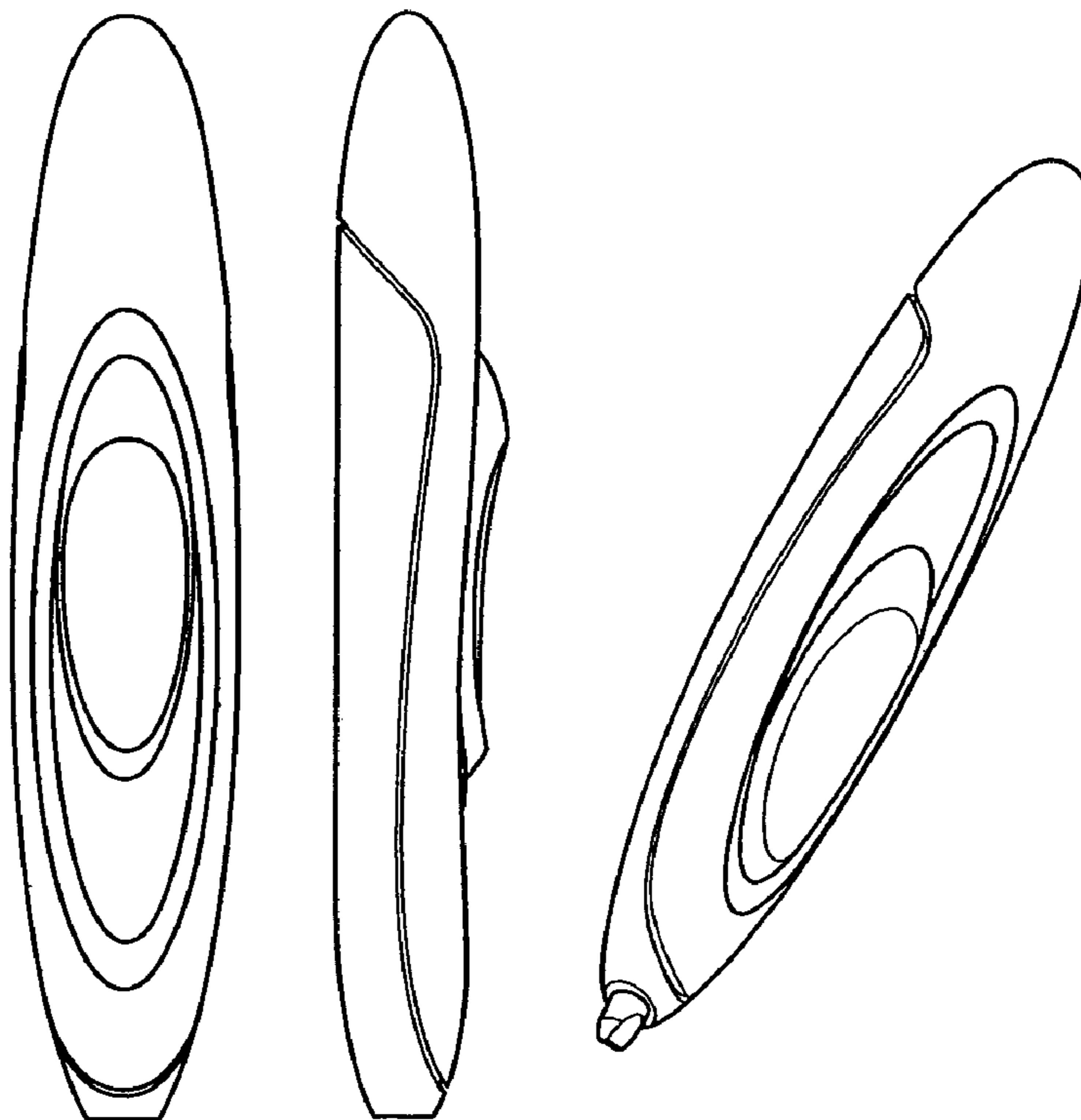
FIG. 4 is a right side view of the writing instrument of FIG. 1;

FIG. 5 is a bottom plan view of the writing instrument of FIG. 1;

FIG. 6 is a top plan view of the writing instrument of FIG. 1; and,

FIG. 7 is a perspective view of the writing instrument of FIG. 1 with the writing tip extended.

1 Claim, 1 Drawing Sheet



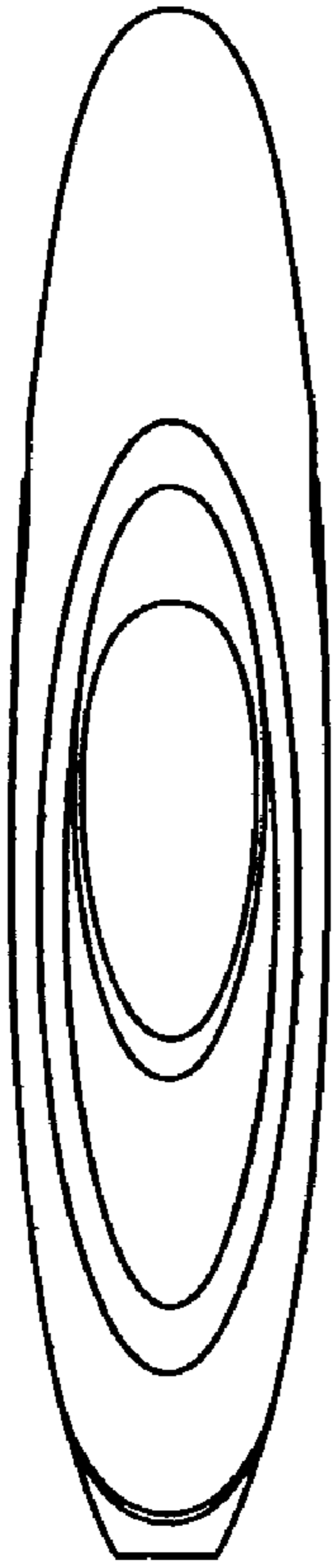


FIG. 1

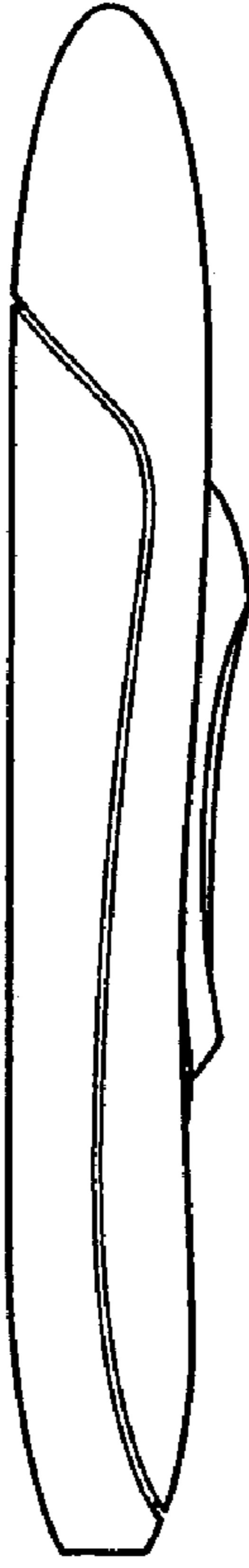


FIG. 2

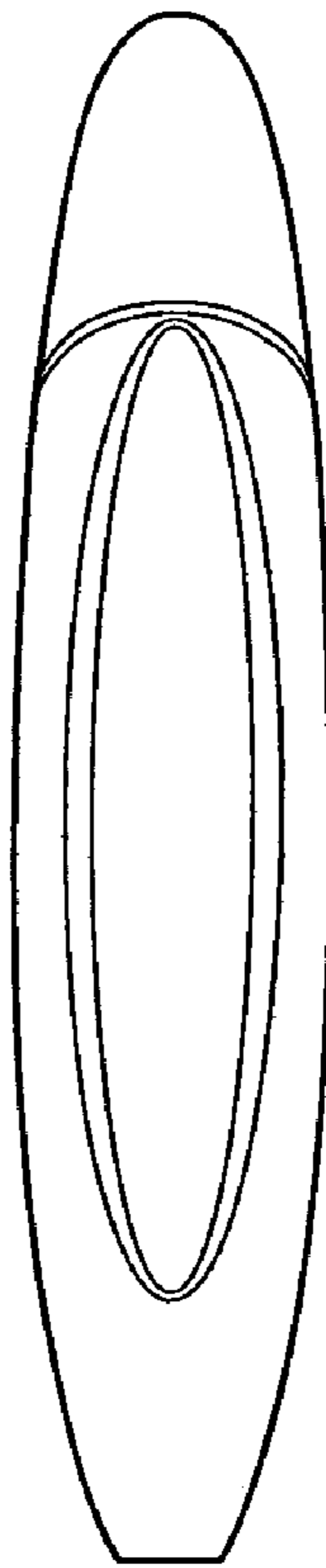


FIG. 3



FIG. 4

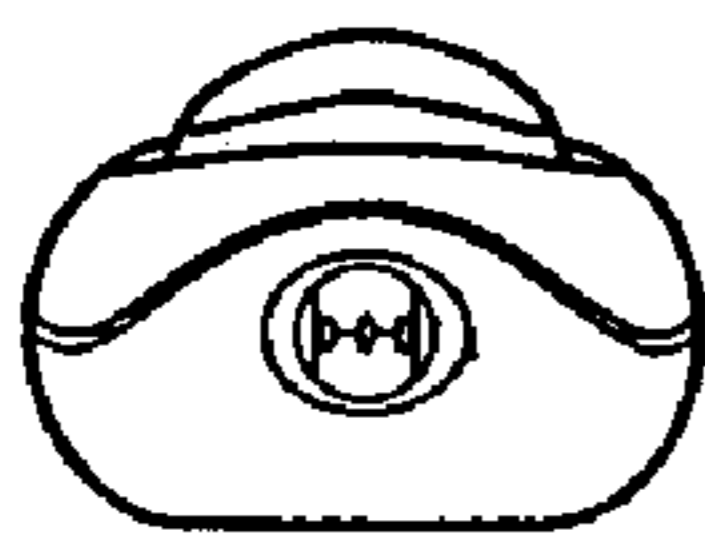


FIG. 5

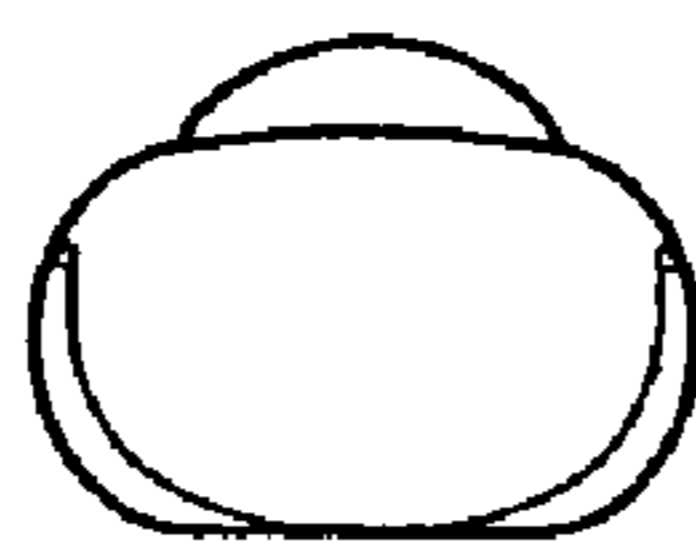


FIG. 6

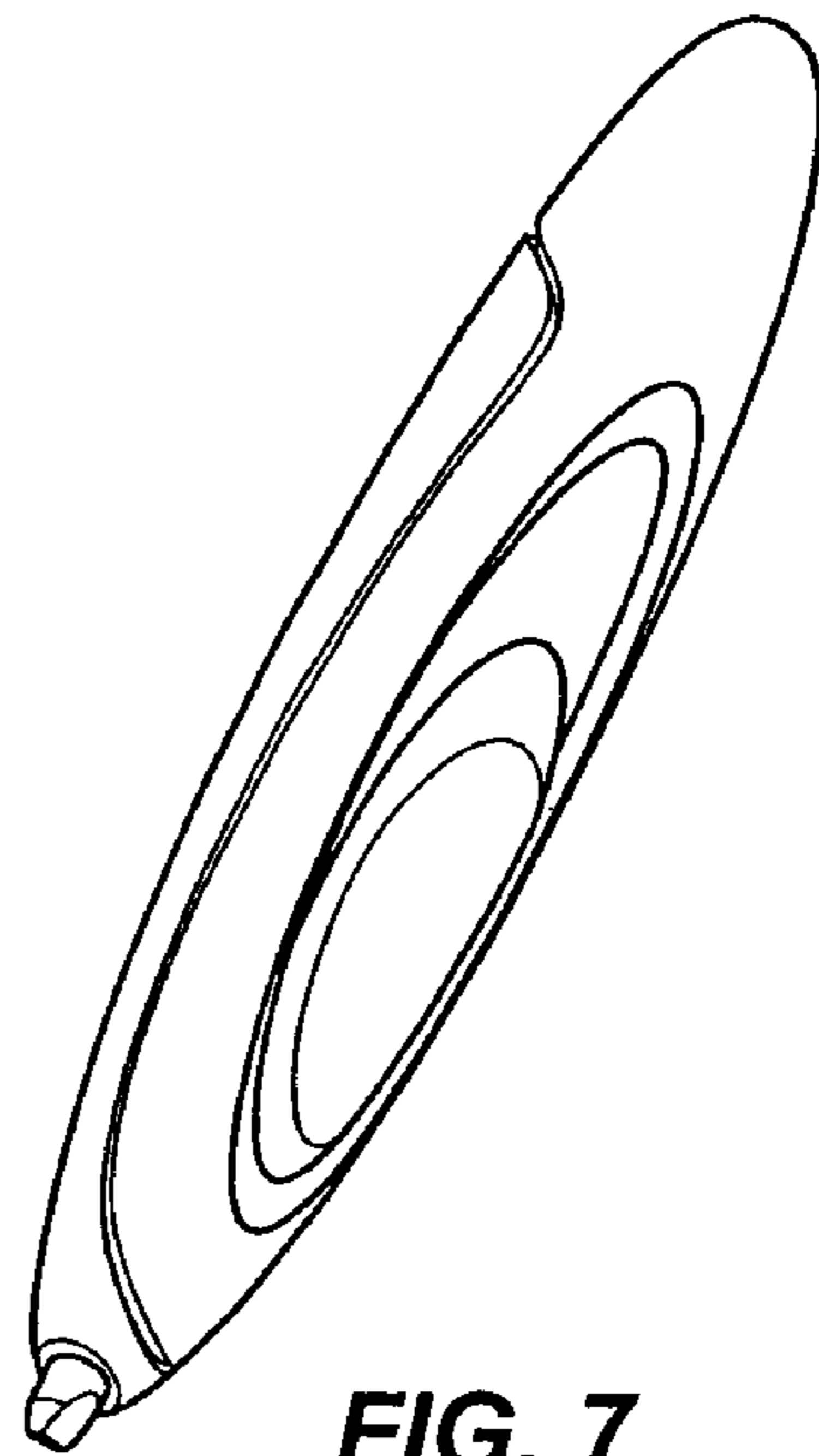


FIG. 7