

US00D547792S

(12) **United States Design Patent**
Fuchs

(10) **Patent No.:** **US D547,792 S**

(45) **Date of Patent:** **** Jul. 31, 2007**

(54) **EYEGLASSES**

(75) Inventor: **Gerhard Fuchs**, Kauns (AT)

(73) Assignee: **Silhouette International Schmied AG**,
Linz (AT)

(**) Term: **14 Years**

(21) Appl. No.: **29/215,945**

(22) Filed: **Oct. 27, 2004**

(30) **Foreign Application Priority Data**

Jun. 25, 2004 (EM) 196332

(51) **LOC (8) Cl.** **16-06**

(52) **U.S. Cl.** **D16/318; D16/326**

(58) **Field of Classification Search** D16/300,
D16/318-321, 323, 325-327, 330, 335; D24/110.2;
D29/108-110; 2/426, 428-430, 432, 434,
2/436-437, 441, 447; 351/41, 43-44, 51-52,
351/61-62, 103, 111, 114-119, 122-123,
351/158

See application file for complete search history.

(56) **References Cited**

U.S. PATENT DOCUMENTS

D150,639 S * 8/1948 McNeill D16/318
D187,299 S * 2/1960 Behr D16/309
D204,100 S * 3/1966 Schindler D16/325

(Continued)

OTHER PUBLICATIONS

Plastic Sunglass from Wenzhou Lanhai Import & Export Co., Ltd.
Downloaded Dec. 20, 2006 at http://yt-glasses.en.alibaba.com/offerdetail/51529788/Sell_Plastic_Sunglass.html.*

Wholesale 12 pc Retro Rave Punk Bug Eye VLV Sunglasses.
Downloaded Dec. 20, 2006 at http://cgi.ebay.com/Wholesale-12-pc-Retro-Rave-Punk-Bug-Eye-VLV-Sunglasses_W0QQitemZ180018....*

U.S. Appl. No. 29/191,424, filed Oct. 7, 2003; In re: Fuchs; entitled *Sunglasses*.

U.S. Appl. No. 29/191,412, filed Oct. 7, 2003; In re: Fuchs; entitled *Sunglasses With Pad*.

U.S. Appl. No. 29/207,684, filed Jun. 16, 2004; In re: Fuchs; entitled *Sunglasses*.

U.S. Appl. No. (unassigned), filed Oct. 19, 2004; In re: Fuchs; entitled *Sunglasses*.

Primary Examiner—Alan P. Douglas

Assistant Examiner—RoseLynne (Ulm) Cody

(74) *Attorney, Agent, or Firm*—Alston & Bird LLP

(57) **CLAIM**

The ornamental design for eyeglasses, as shown and described.

DESCRIPTION

FIG. 1 is a perspective view of eyeglasses according to one embodiment of the present invention;

FIG. 2 is a front elevation view of the eyeglasses shown in FIG. 1;

FIG. 3 is a rear elevation view of the eyeglasses shown in FIG. 1;

FIG. 4 is a top view of the eyeglasses shown in FIG. 1;

FIG. 5 is a right side elevation view of the eyeglasses shown in FIG. 1, the left side elevation view being a mirror image thereof; and

FIG. 6 is a bottom view of the eyeglasses shown in FIG. 1;

FIG. 7 is a perspective view of eyeglasses according to another embodiment of the present invention;

FIG. 8 is a front elevation view of the eyeglasses shown in FIG. 7;

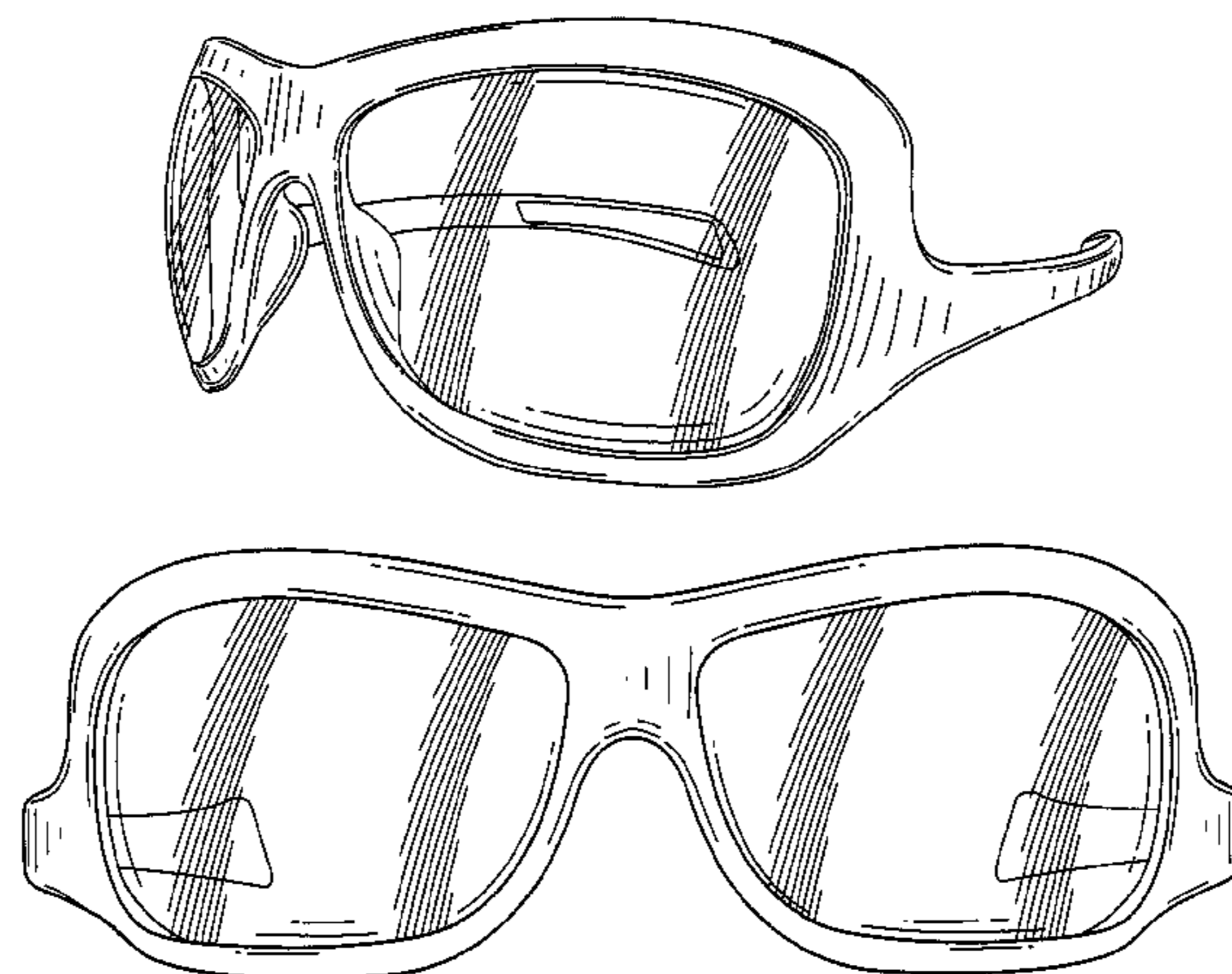
FIG. 9 is a rear elevation view of the eyeglasses shown in FIG. 7;

FIG. 10 is a top view of the eyeglasses shown in FIG. 7;

FIG. 11 is a right side elevation view of the eyeglasses shown in FIG. 7, the left side elevation view being a mirror image thereof; and,

FIG. 12 is a bottom view of the eyeglasses shown in FIG. 7.

1 Claim, 10 Drawing Sheets



US D547,792 S

Page 2

U.S. PATENT DOCUMENTS

D204,564 S	*	4/1966	Carmichael	D16/325	D252,882 S	*	9/1979	Johnsen	D16/318
D231,948 S	*	6/1974	Loughner	D16/325	D253,954 S	*	1/1980	Johnsen	D16/318
D240,079 S	*	5/1976	Schlindler	D16/318	D257,435 S	*	10/1980	Beane	D16/318
D242,788 S	*	12/1976	Beane	D16/318	D257,855 S	*	1/1981	Beane	D16/318
D242,854 S	*	12/1976	Beane	D16/318	D268,417 S	*	3/1983	Boldt et al.	D16/318
D244,447 S	*	5/1977	Johnsen	D16/318	D366,273 S	*	1/1996	Rucker	D16/306
D246,719 S	*	12/1977	Zimmermann	D16/318	D388,114 S	*	12/1997	Ferro	D16/309
D252,813 S	*	9/1979	Johnsen	D16/318	D416,277 S	*	11/1999	Grimaldi	D16/318

* cited by examiner

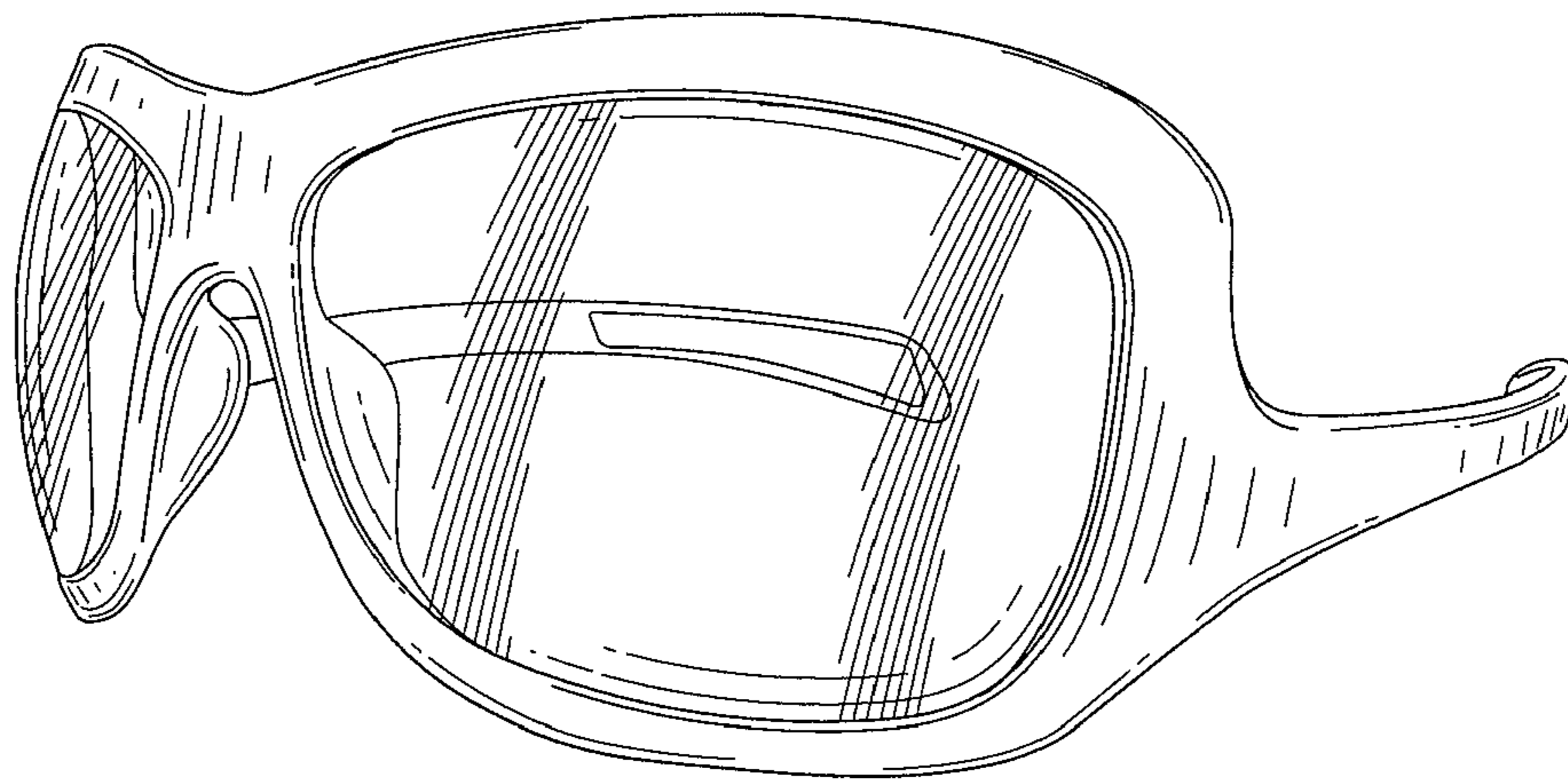


FIG. 1

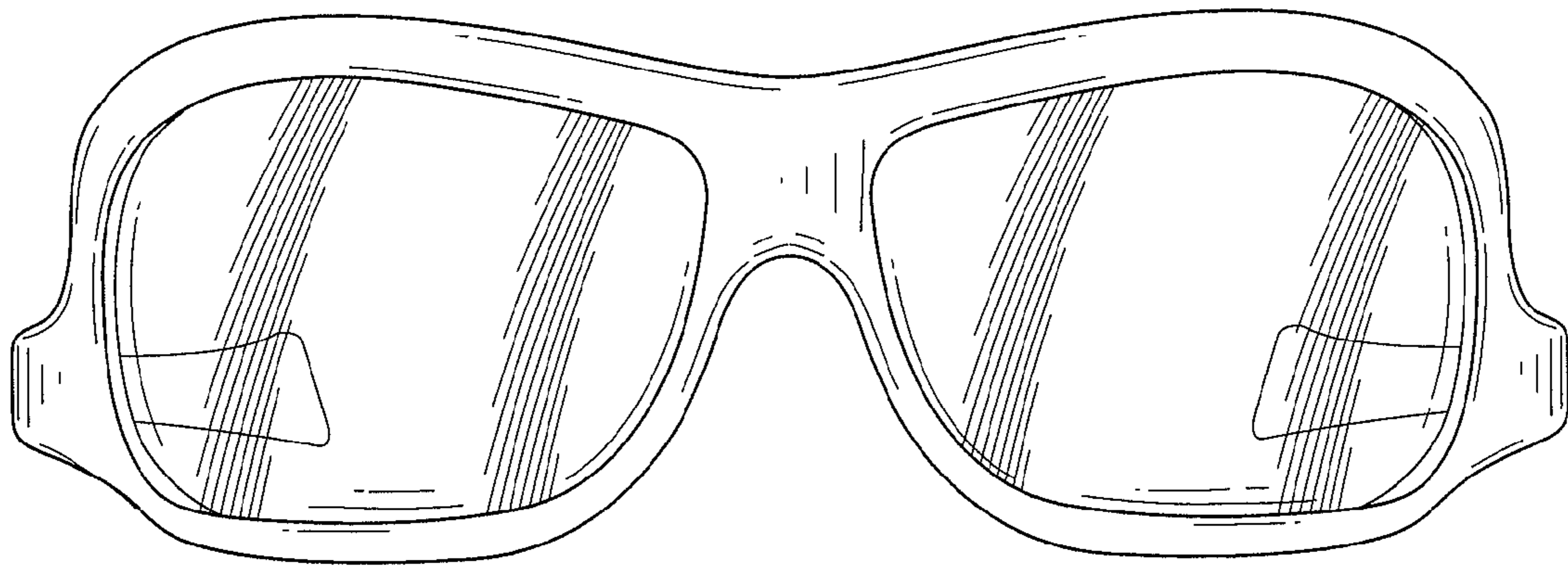


FIG. 2

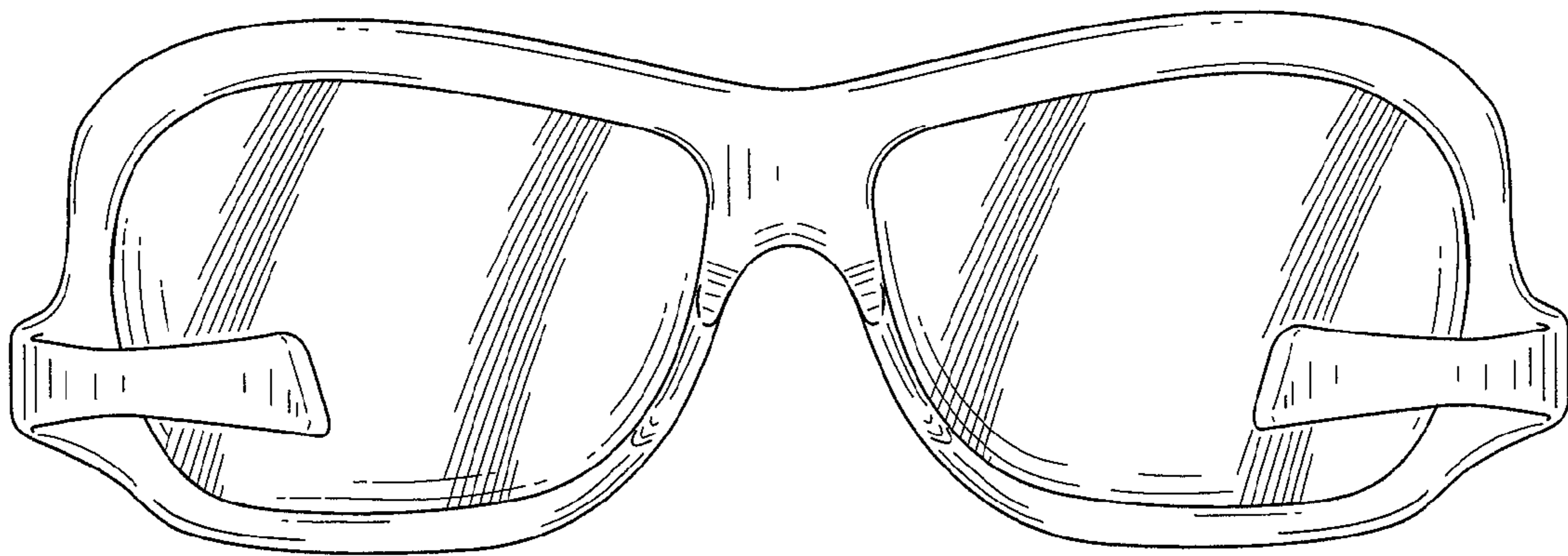


FIG. 3

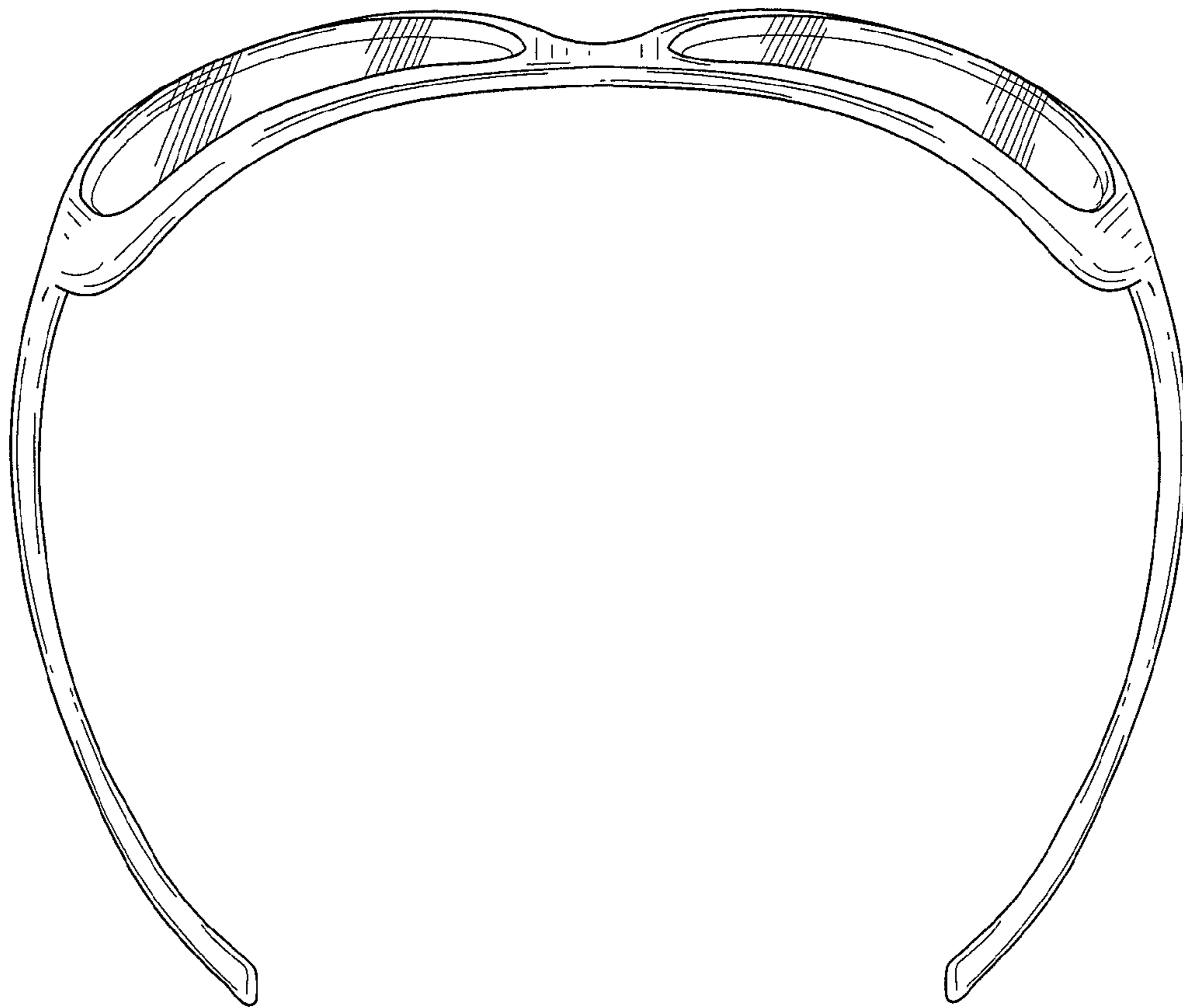


FIG. 4

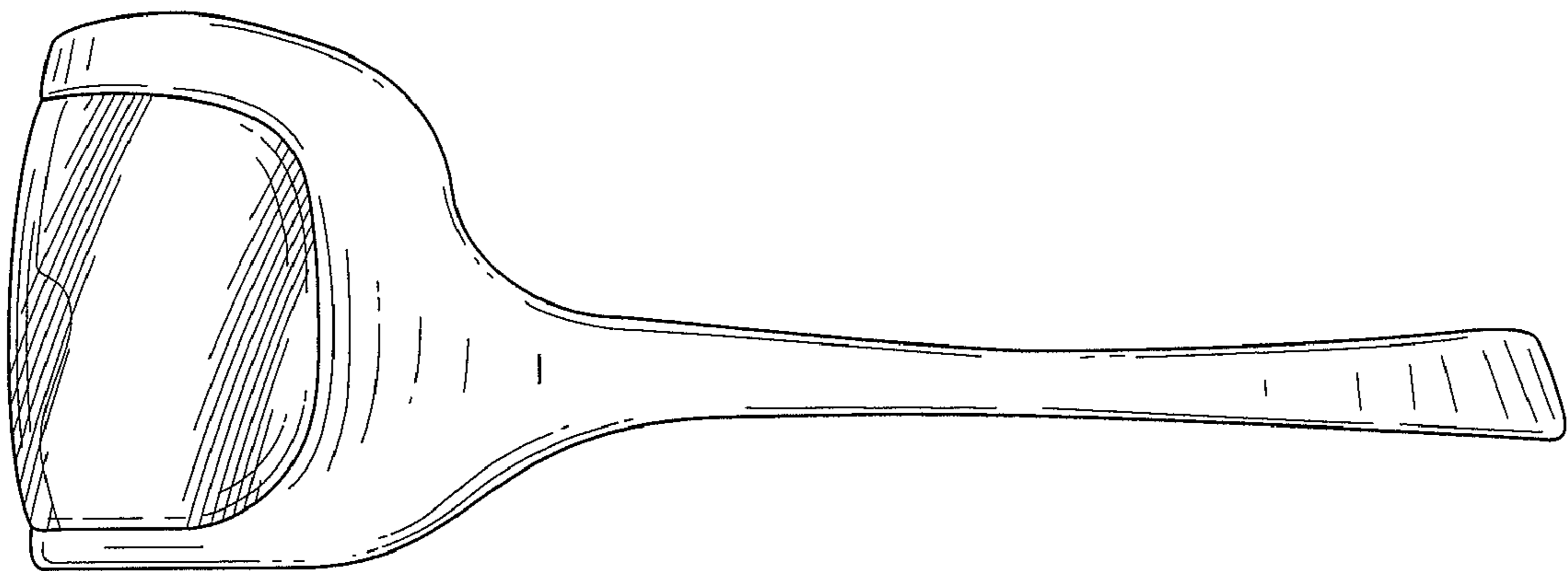


FIG. 5




FIG. 6

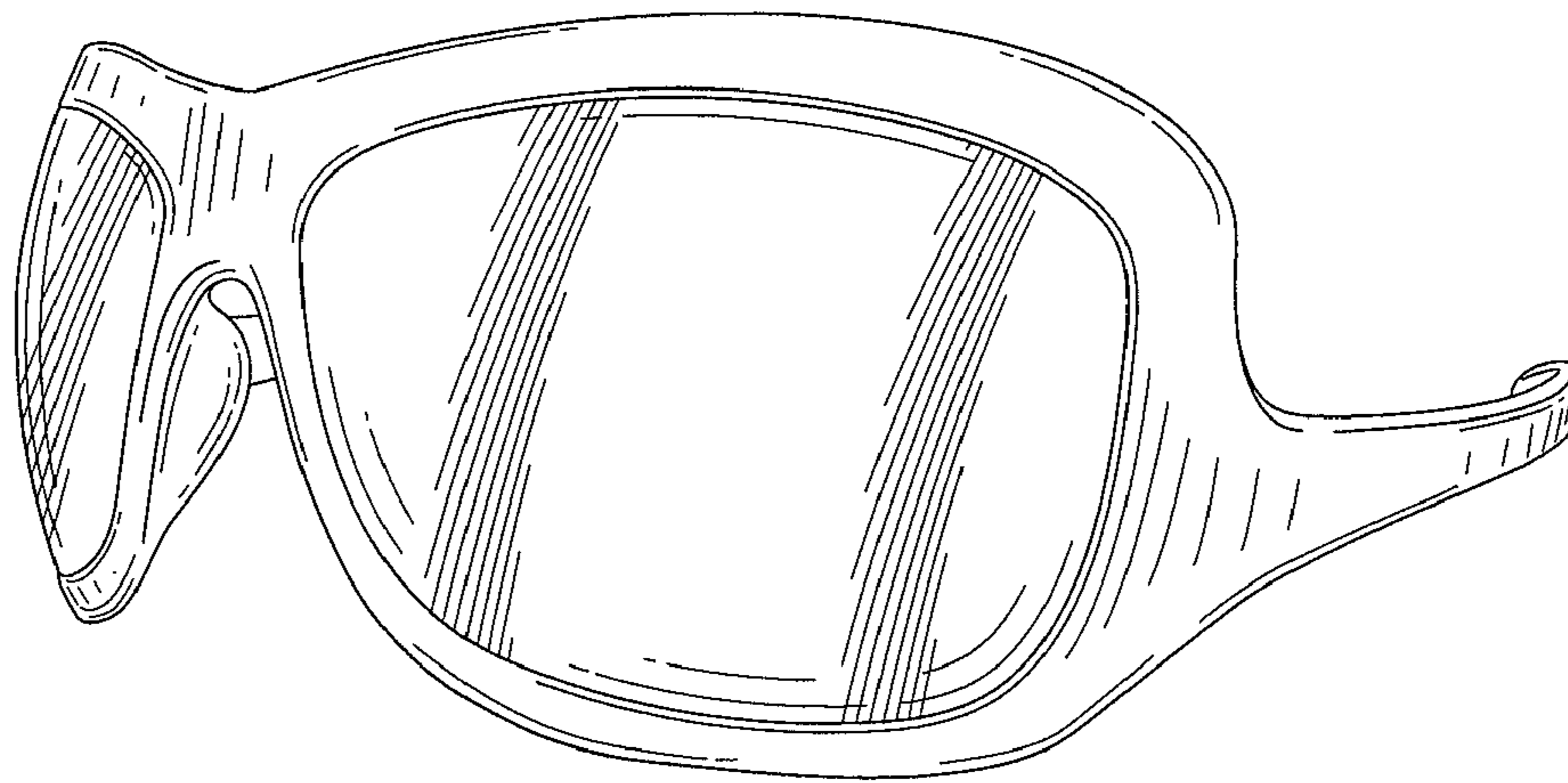


FIG. 7

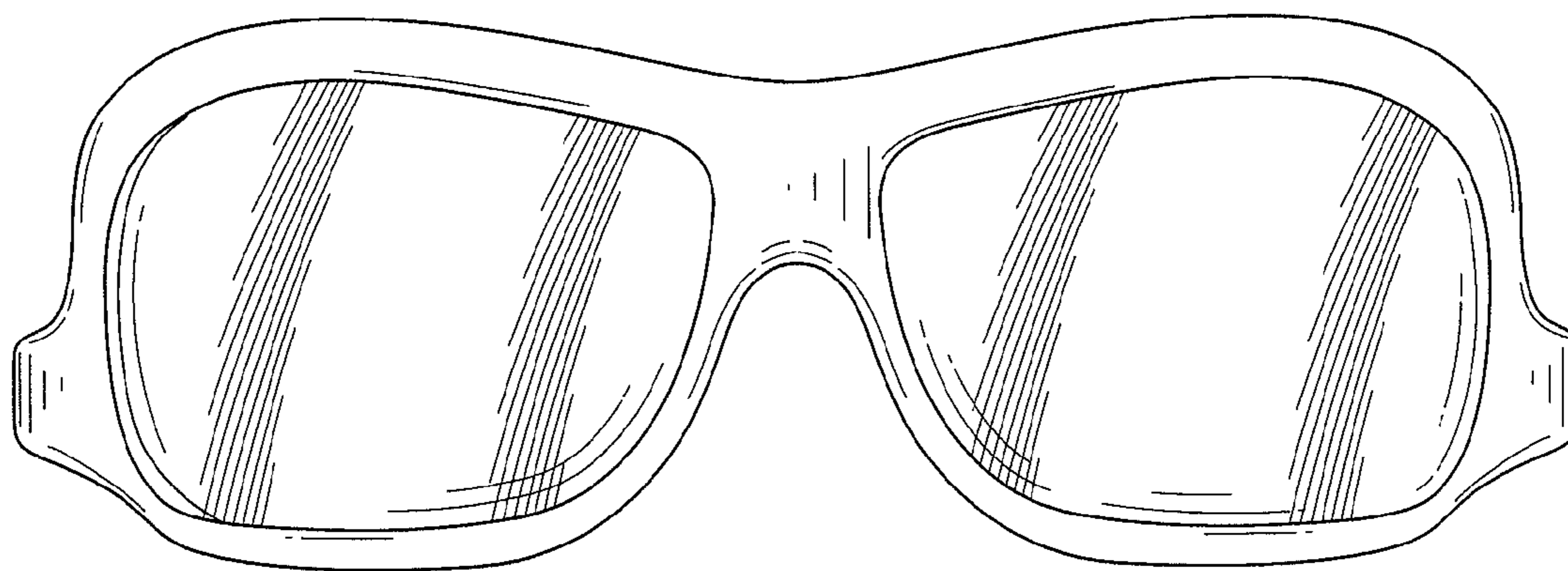


FIG. 8

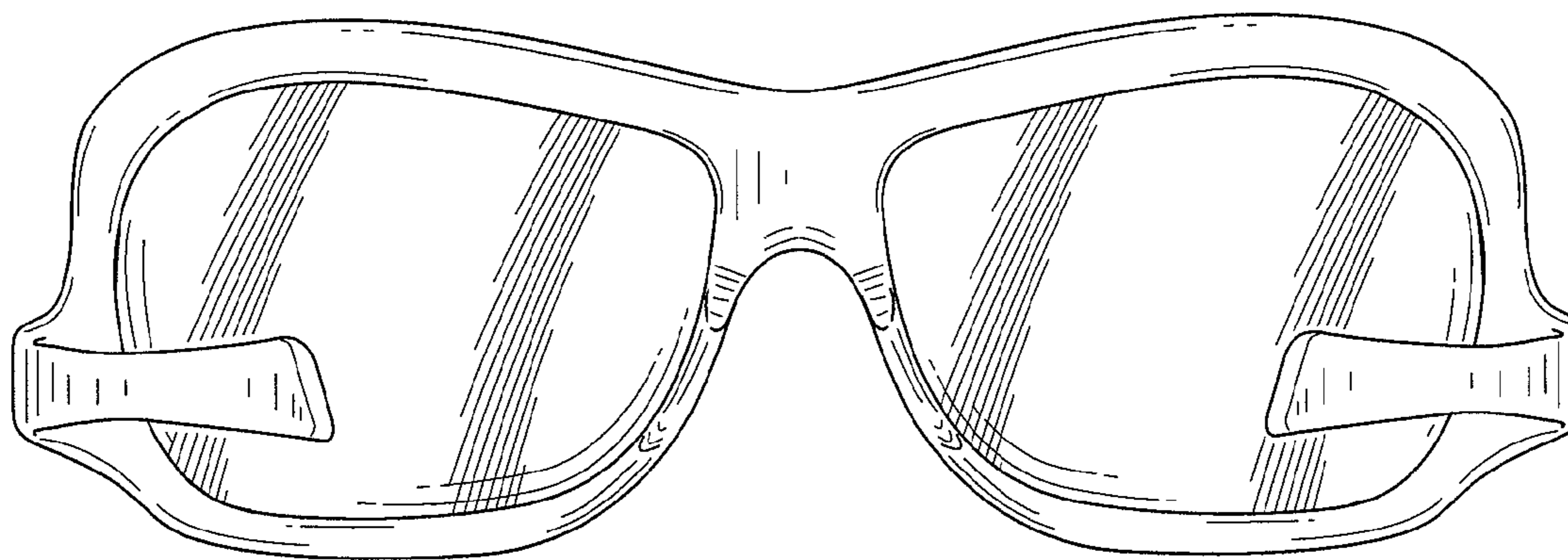


FIG. 9

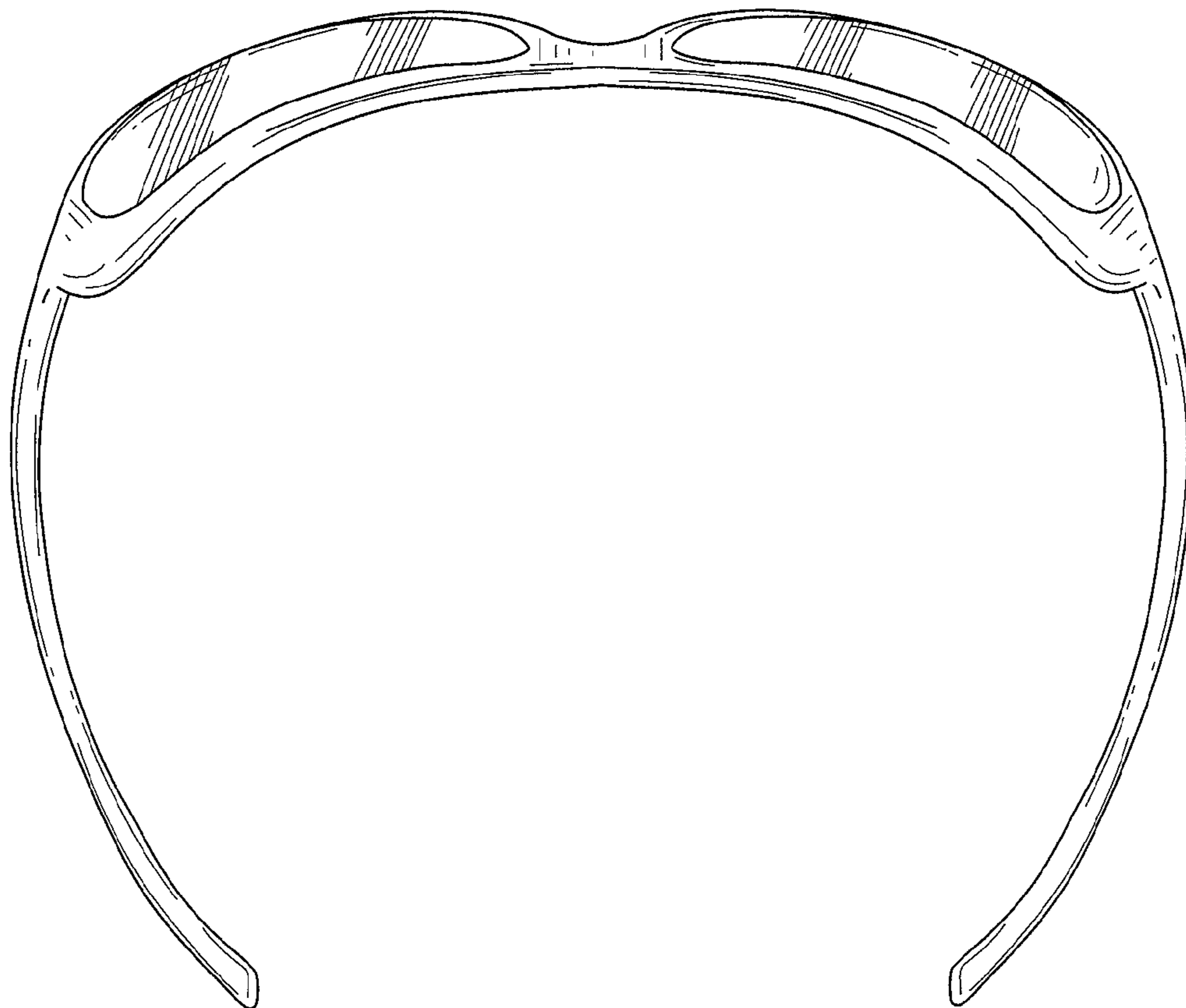


FIG. 10

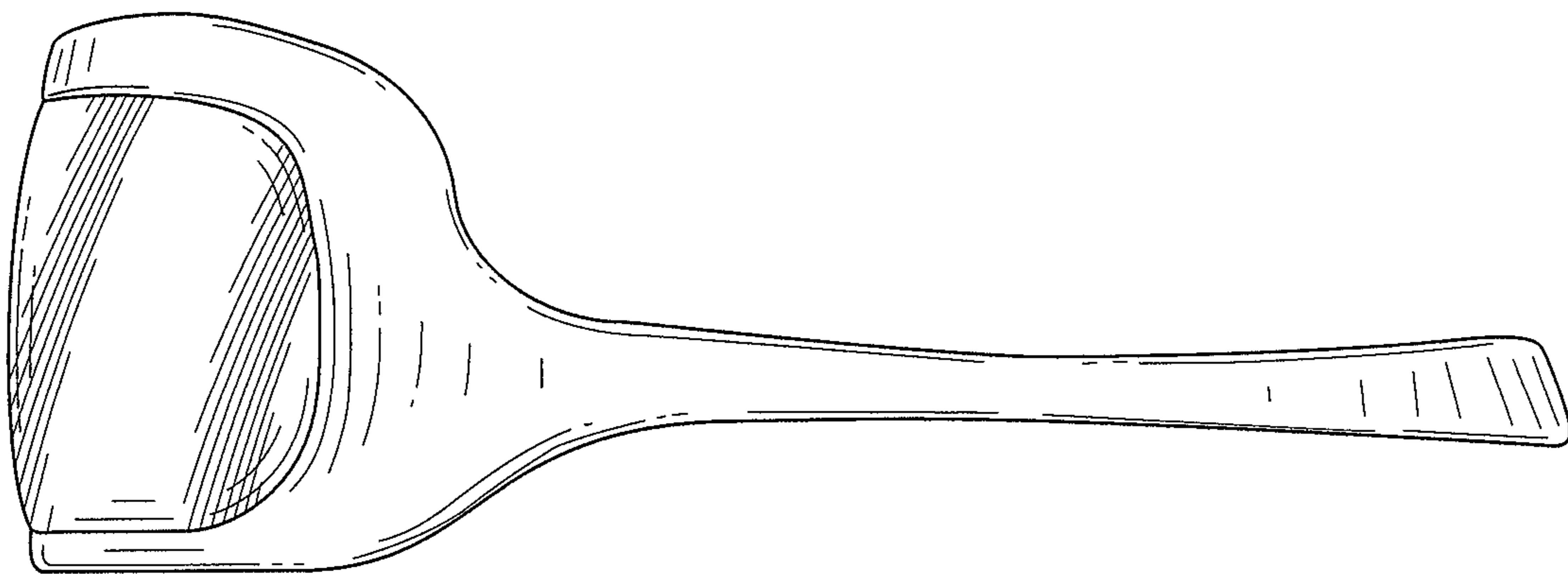


FIG. 11




FIG. 12