

US00D547789S

(12) **United States Design Patent**
Eaton

(10) **Patent No.:** **US D547,789 S**

(45) **Date of Patent:** **** Jul. 31, 2007**

(54) **PHOTOTHERAPY GOGGLES**

(75) Inventor: **Jason P. Eaton**, Hunker, PA (US)

(73) Assignee: **RIC Investments, LLC**, Wilmington, DE (US)

(**) Term: **14 Years**

(21) Appl. No.: **29/257,280**

(22) Filed: **Mar. 31, 2006**

(51) **LOC (8) Cl.** **06-16**

(52) **U.S. Cl.** **D16/312**

(58) **Field of Classification Search** 2/230,
2/233, 234, 434-437, 441, 447-449, 453,
2/426-432; 219/522; 224/222; 89/1.3;
128/857, 858; D24/34, 39, 49, 110.2; D28/9,
D28/99; D16/101, 300-330, 332-338, 900;
D21/190; 351/41, 44, 51, 52, 61-63, 83,
351/86, 92, 103-111, 114, 117, 119, 121-124,
351/128, 130-132, 136-139, 153, 158
See application file for complete search history.

(56) **References Cited**

U.S. PATENT DOCUMENTS

533,572 A *	2/1895	Howard	89/1.3
D285,624 S *	9/1986	Rosenbaum	D16/301
D342,958 S *	1/1994	Canavan	D16/315
D354,068 S *	1/1995	Canavan et al.	D16/313
D360,645 S *	7/1995	Canavan et al.	D16/101
D410,021 S *	5/1999	Heyman et al.	D16/301
D424,079 S *	5/2000	Hall et al.	D16/101
D428,620 S *	7/2000	Maturaporn	D16/314

6,571,799 B1 *	6/2003	Daly	128/857
D485,854 S *	1/2004	Thomason	D16/301
6,952,840 B2 *	10/2005	Chen	2/449
6,973,930 B2 *	12/2005	Chilton	128/858
2006/0191062 A1 *	8/2006	Matera	2/426

* cited by examiner

Primary Examiner—T. Chase Nelson

Assistant Examiner—Barbara Blanton Lohr

(74) *Attorney, Agent, or Firm*—Timothy A. Nathan

(57) **CLAIM**

The ornamental design for phototherapy goggles, as shown and described.

DESCRIPTION

FIG. 1 is a front elevational view of an embodiment of phototherapy goggles according to our new design;

FIG. 2 is a rear elevational view of the phototherapy goggles shown in FIG. 1;

FIG. 3 is a top plan view of the phototherapy goggles shown in FIG. 1;

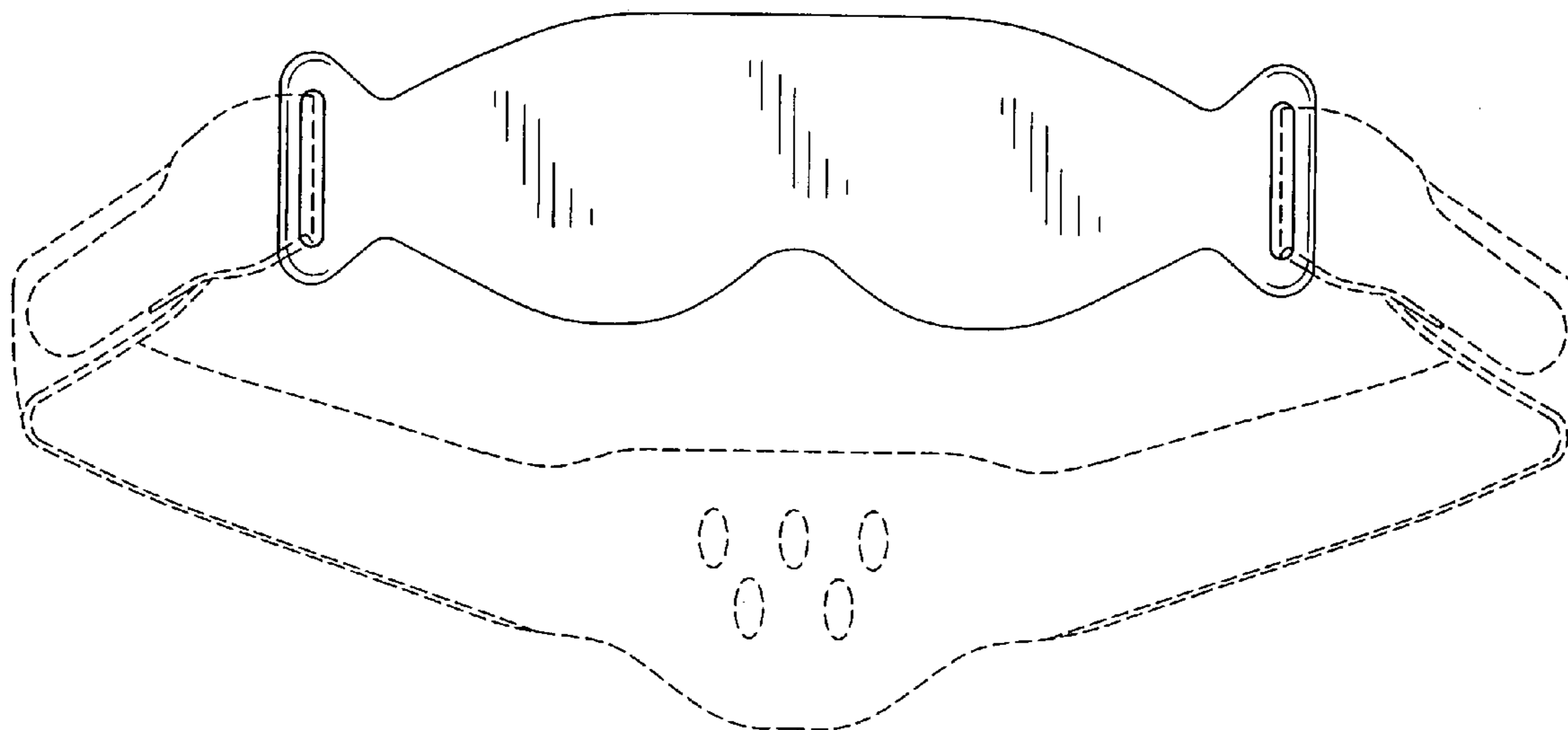
FIG. 4 is a bottom plan view of the phototherapy goggles shown in FIG. 1;

FIG. 5 is a left elevational view of the phototherapy goggles shown in FIG. 1; and,

FIG. 6 is a right elevational view of the phototherapy goggles shown in FIG. 1.

The portions drawn in broken lines are shown for illustrative purposes only and form no part of the claimed design.

1 Claim, 4 Drawing Sheets



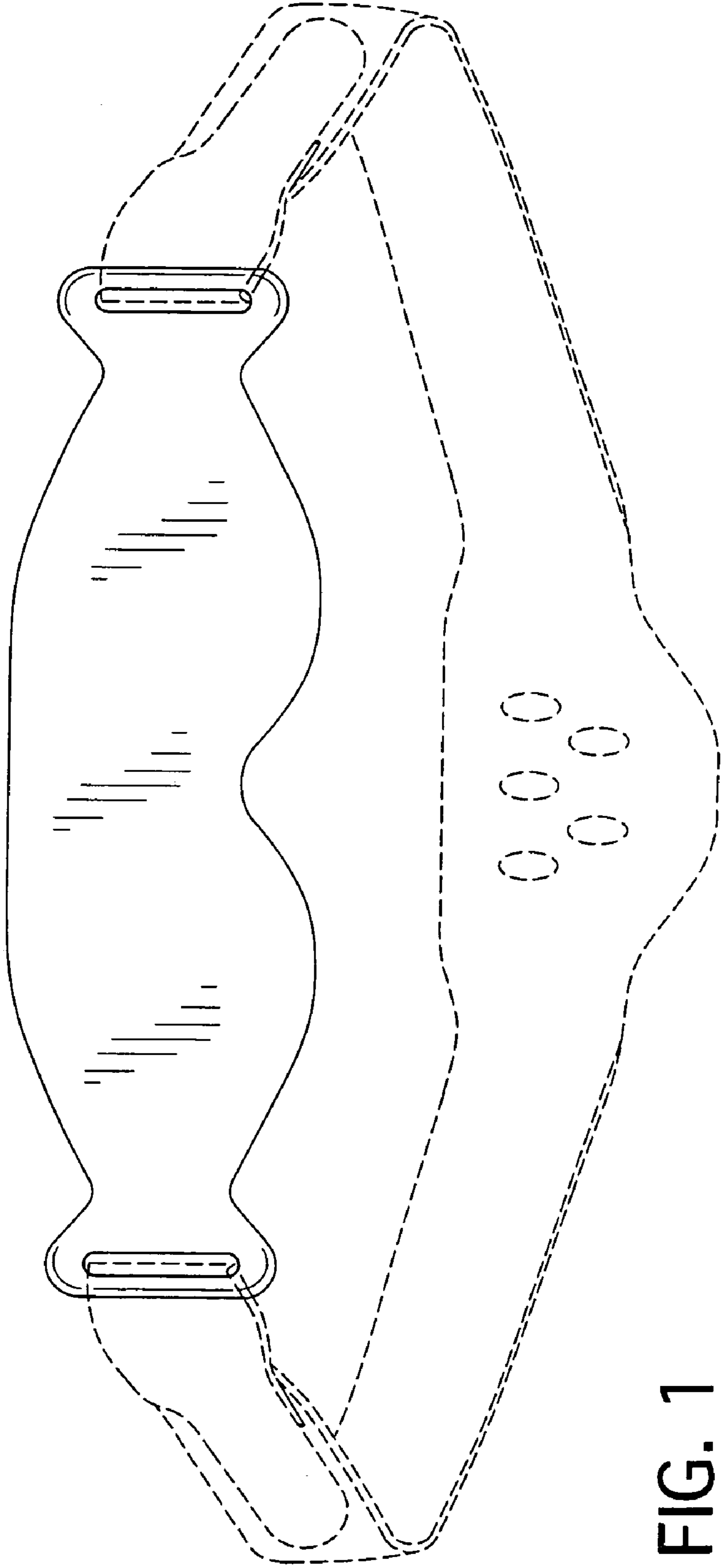


FIG. 1

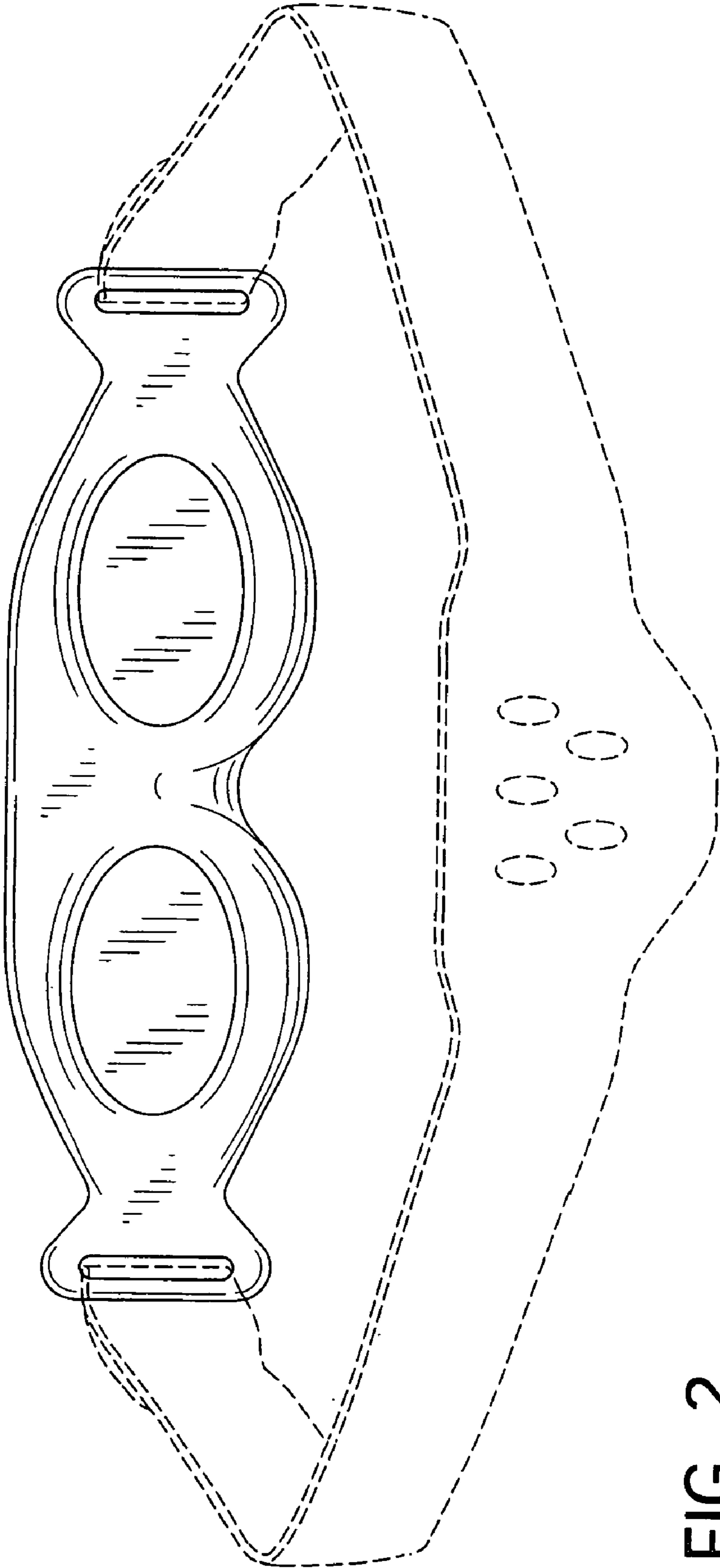


FIG. 2

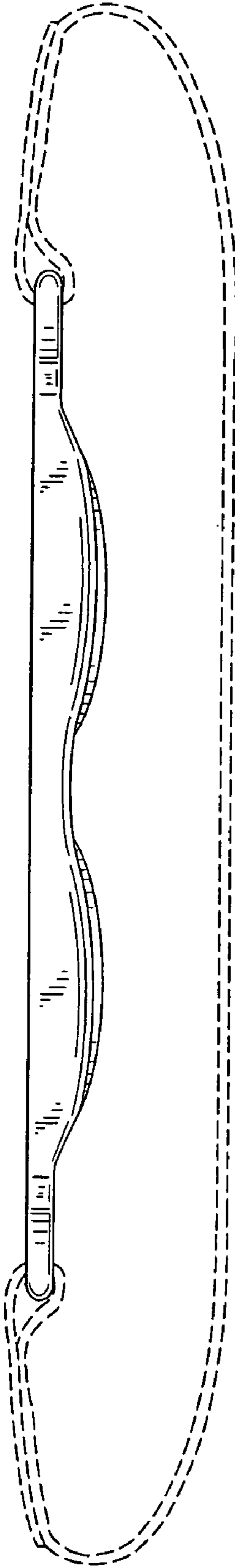


FIG. 3

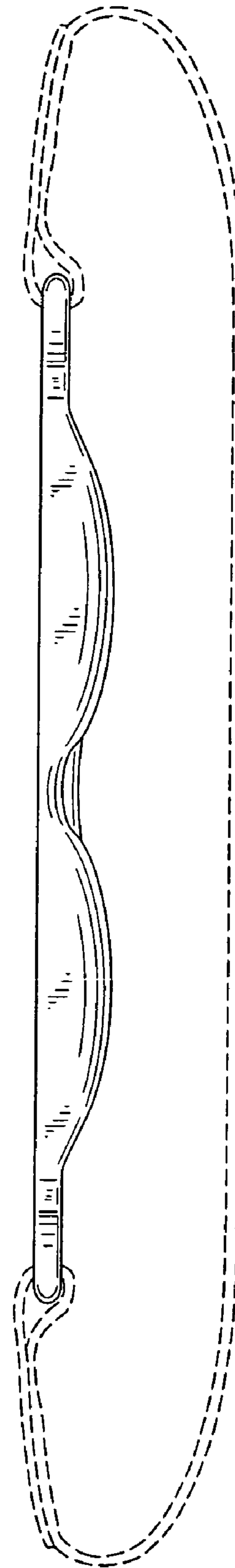


FIG. 4

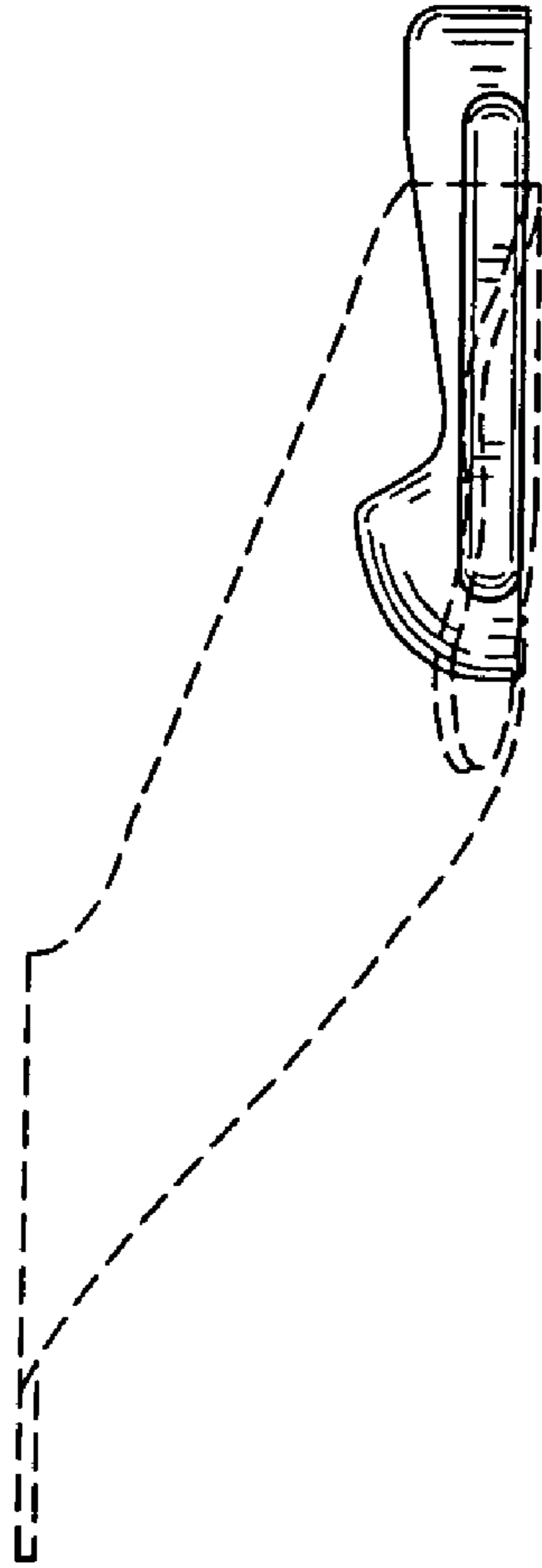


FIG. 5

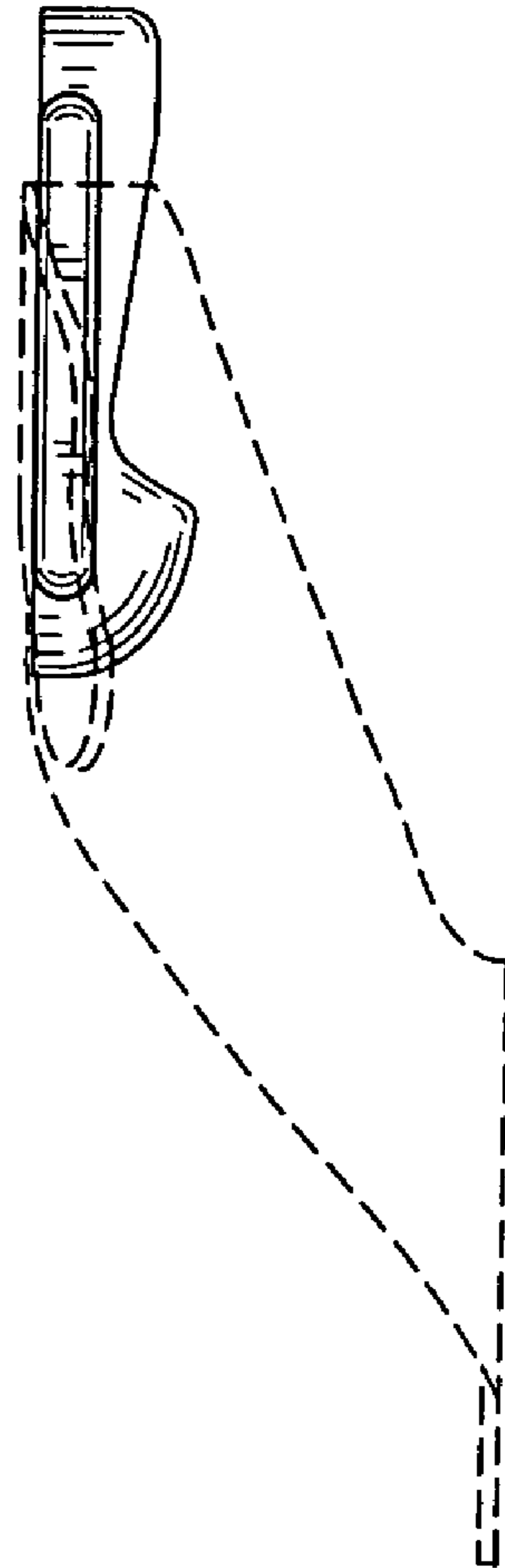


FIG. 6