



US00D547748S

(12) **United States Design Patent**
Tsuge

(10) **Patent No.:** **US D547,748 S**
(45) **Date of Patent:** **** Jul. 31, 2007**

(54) **SPEAKER BOX**

D511,339 S 11/2005 Tsuge

(75) Inventor: **Takahiro Tsuge**, Tokyo (JP)

FOREIGN PATENT DOCUMENTS

(73) Assignee: **Sony Corporation**, Tokyo (JP)

JP	D1063636 S	3/2000
JP	D1146828 S	7/2002
JP	D1158257 S	11/2002
JP	D1174515 S	6/2003
JP	D1201874 S	4/2004
JP	D1224184 S	11/2004
JP	D1224185 S	11/2004
KR	30-0365136	10/2004

(**) Term: **14 Years**

(21) Appl. No.: **29/258,580**

(22) Filed: **Apr. 25, 2006**

(30) **Foreign Application Priority Data**

Dec. 8, 2005 (JP) D2005-036291

* cited by examiner

(51) **LOC (8) Cl.** **14-01**

Primary Examiner—Nanda Bondade

(52) **U.S. Cl.** **D14/211; D14/214**

(74) *Attorney, Agent, or Firm*—Rader, Fishman & Grauer PLLC

(58) **Field of Classification Search** D14/204,
D14/209–216; 181/143–144, 147–148, 150,
181/157, 198–199, 151, 153; 381/300–302,
381/306, 333, 345, 361–364, 386–388, 332,
381/336

(57) **CLAIM**

The ornamental design for a speaker box, as shown.

See application file for complete search history.

DESCRIPTION

FIG. 1 is a perspective view of a speaker box showing my new design;

(56) **References Cited**

U.S. PATENT DOCUMENTS

D369,356 S	*	4/1996	Olson	D14/214
D372,918 S	*	8/1996	Manganese et al.	D14/214
D472,542 S		4/2003	Oikawa		
D478,891 S		8/2003	Hisatsune		
D491,165 S		6/2004	Hakoda		
D503,396 S	*	3/2005	Hisatsune	D14/214

FIG. 2 is a front elevational view thereof;

FIG. 3 is a rear elevational view thereof;

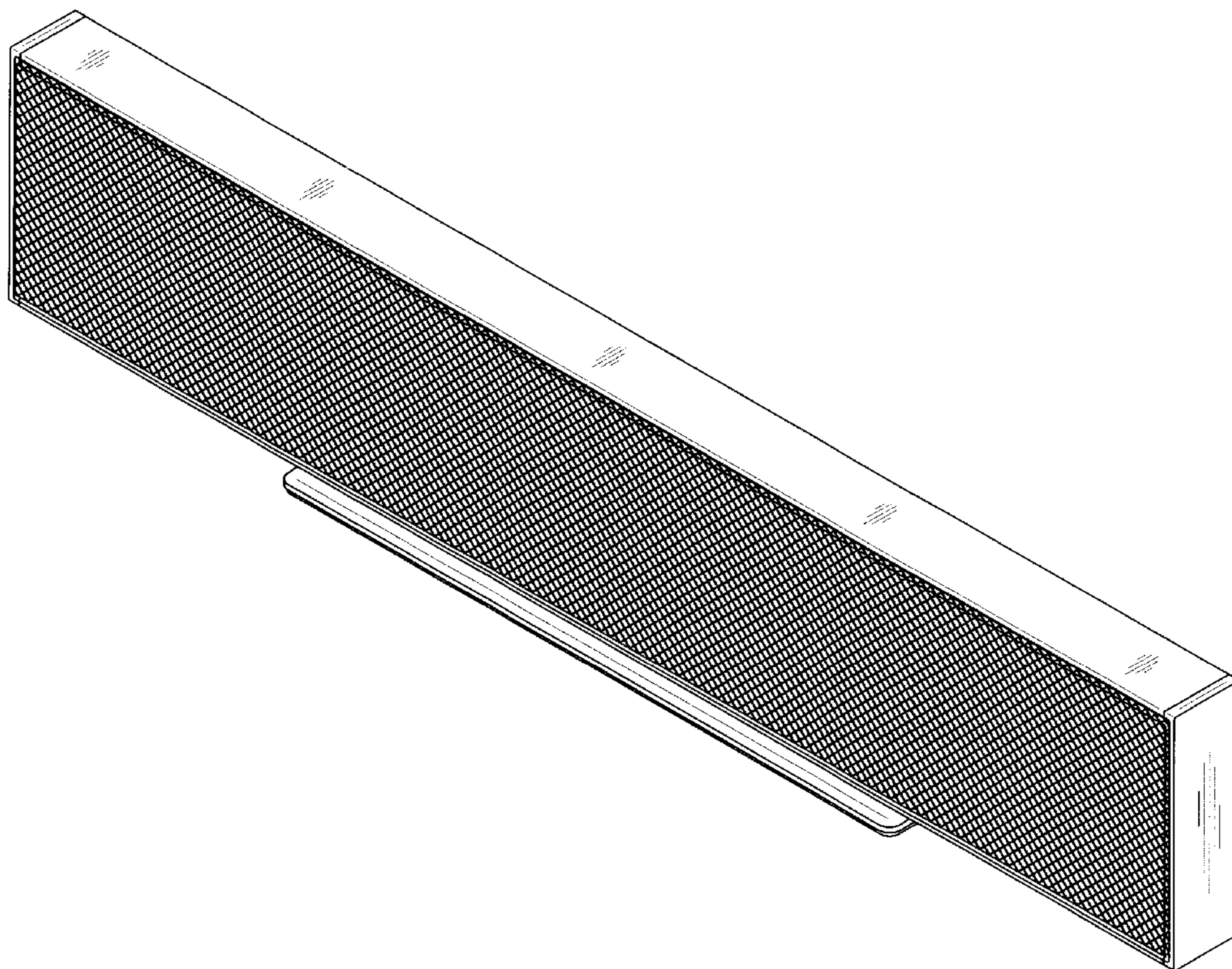
FIG. 4 is a left side elevational view thereof;

FIG. 5 is a right side elevational view thereof;

FIG. 6 is a top plan view thereof; and,

FIG. 7 is a bottom plan view thereof.

1 Claim, 7 Drawing Sheets



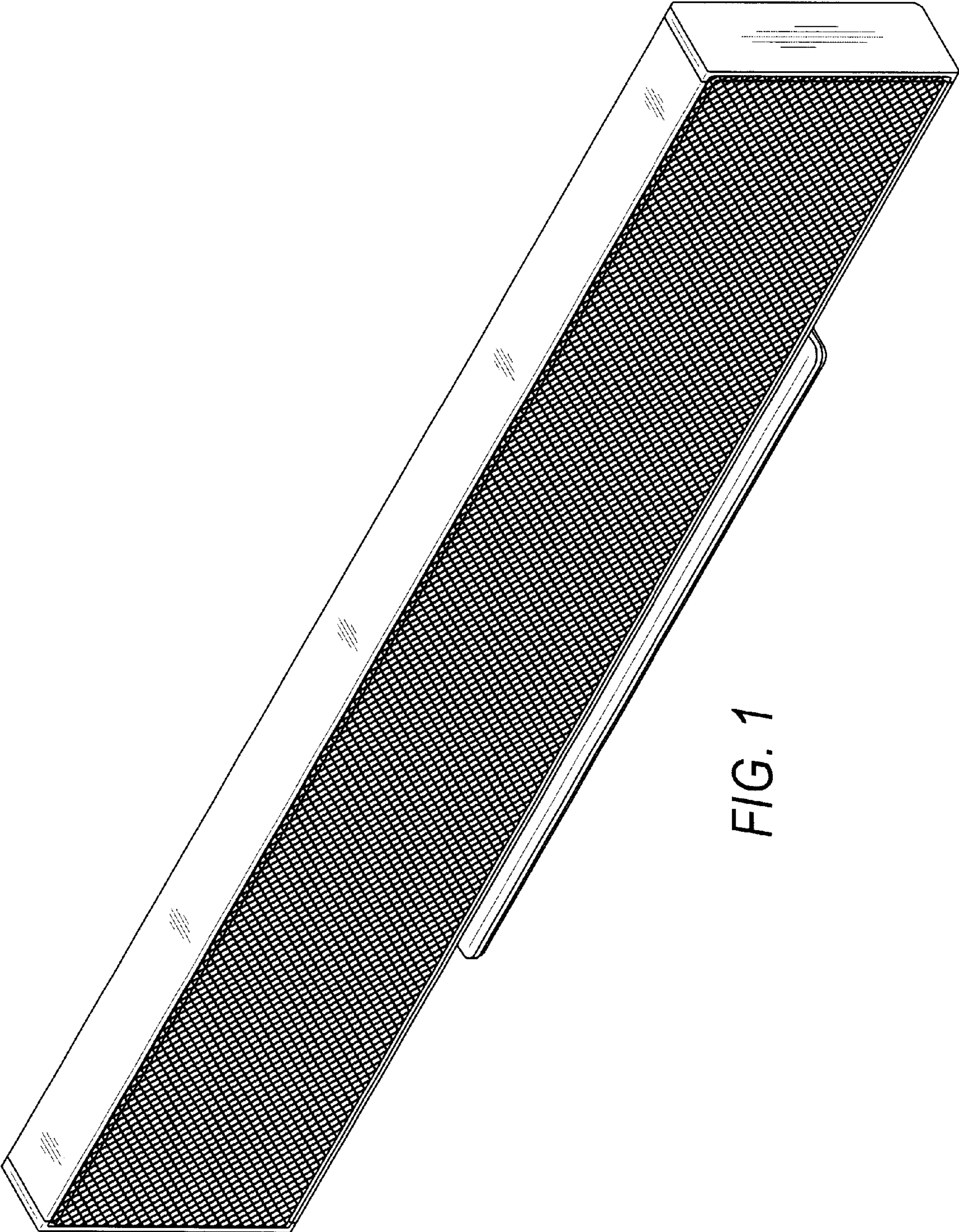


FIG. 1




FIG. 2

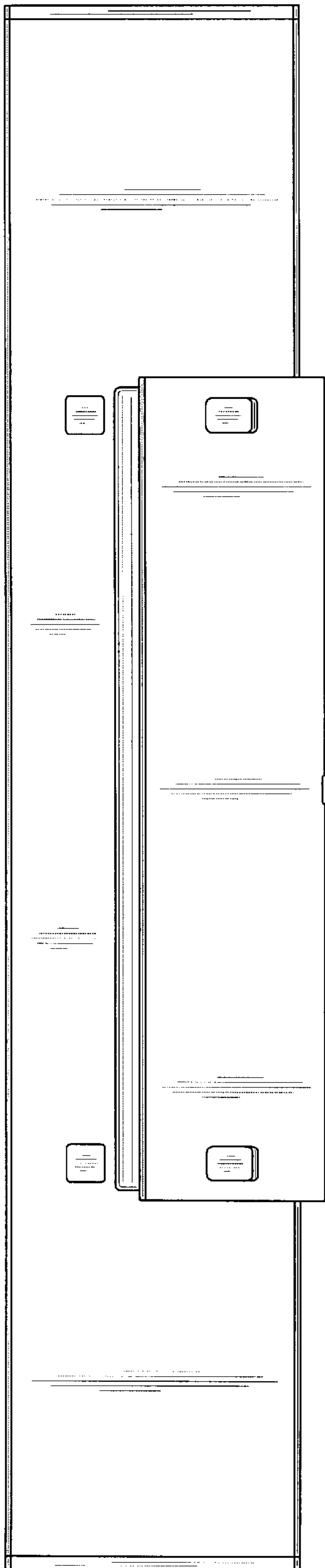


FIG. 3

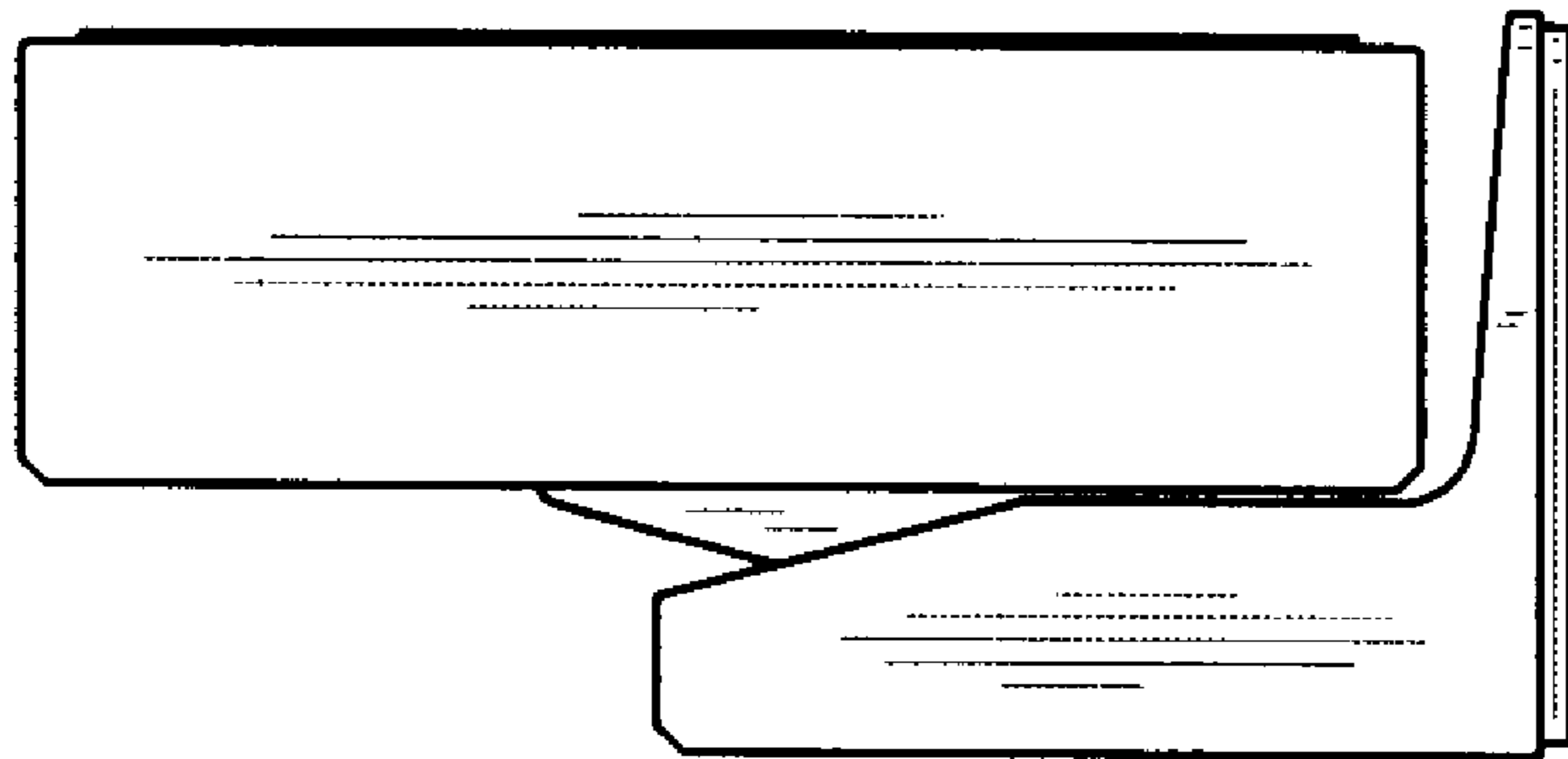


FIG. 4

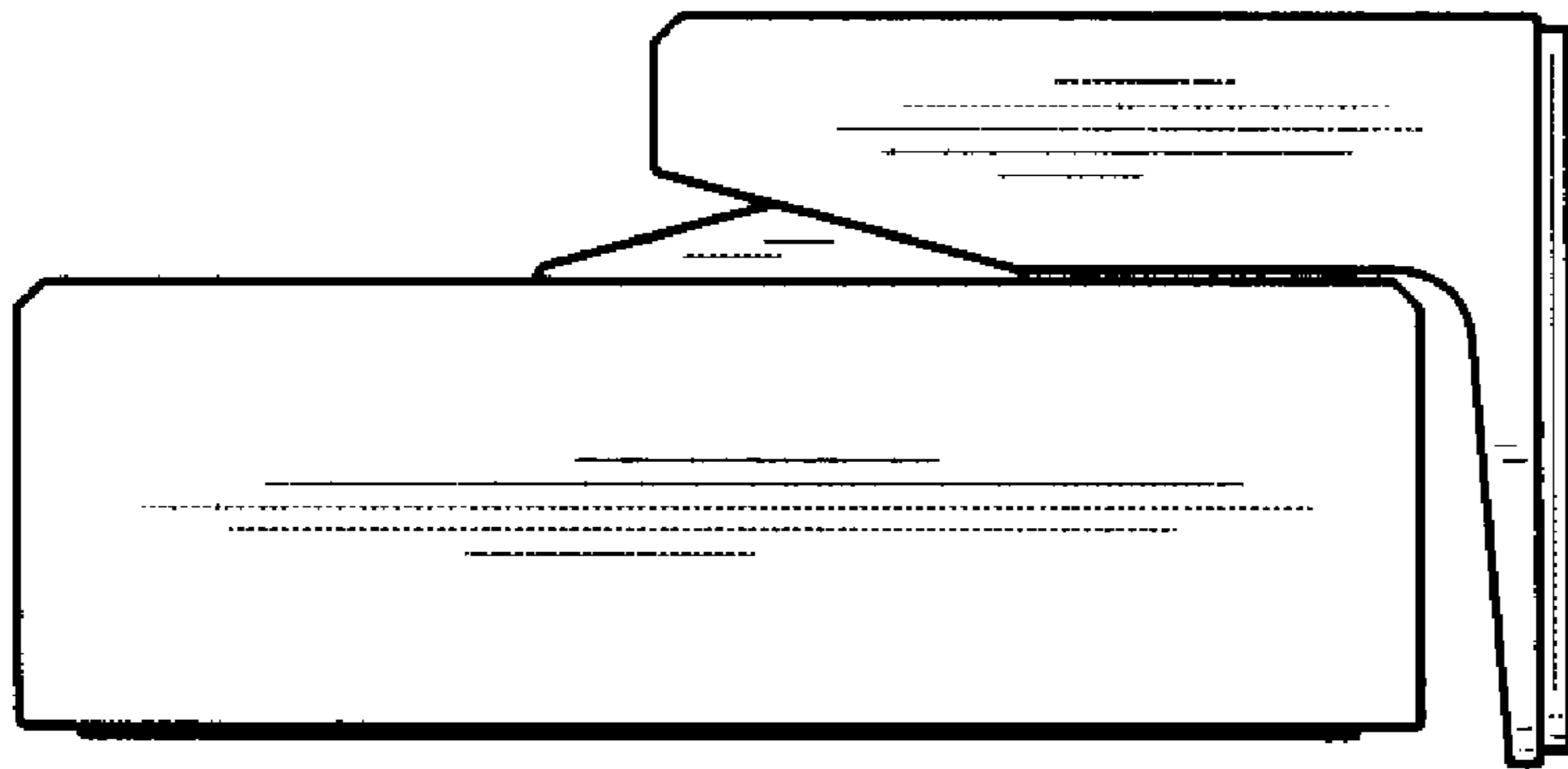


FIG. 5

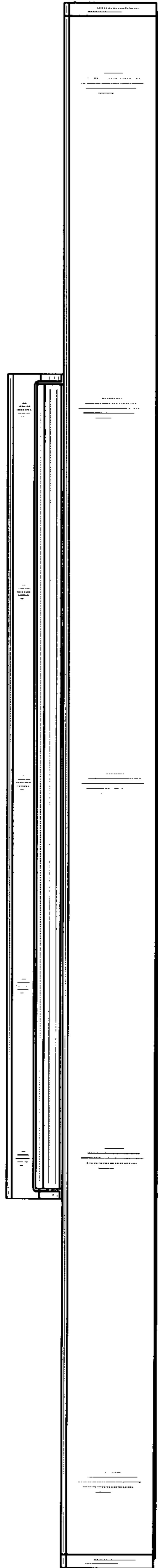


FIG. 6




FIG. 7