



US00D547699S

(12) **United States Design Patent**
Okazaki et al.

(10) **Patent No.:** **US D547,699 S**
(45) **Date of Patent:** **** Jul. 31, 2007**

(54) **AUTOMOBILE AND TOY REPLICA THEREOF**

D531,935 S 11/2006 Matsumoto et al.
D533,810 S * 12/2006 Metsugi et al. D12/92

(75) Inventors: **Ryoji Okazaki**, Aichi-ken (JP); **Kazuya Hasegawa**, Aichi-ken (JP); **Shin Miyata**, Aichi-ken (JP); **Mitsunori Kakihata**, Okayama-ken (JP)

OTHER PUBLICATIONS

Brochure for Toyota Mark X, issued by Toyota Jidosha Kabushiki Kaisha, Nov. 2004.
Brochure of BMW 5, 2004, MBW 5, BMW AG, Germany.
Brochure of Legacy, May 2003, Subaru Legacy, Fuji Heavy Industries Ltd.

(73) Assignee: **Toyota Jidosha Kabushiki Kaisha**, Toyota (JP)

* cited by examiner

(**) Term: **14 Years**

Primary Examiner—Melody N. Brown

(21) Appl. No.: **29/265,904**

(74) *Attorney, Agent, or Firm*—Finnegan, Henderson, Farabow, Garrett & Dunner, LLP

(22) Filed: **Sep. 12, 2006**

(57) **CLAIM**

(51) **LOC (8) Cl.** **12-08**

The ornamental design for an automobile and toy replica thereof, as shown and described.

(52) **U.S. Cl.** **D12/92**

(58) **Field of Classification Search** D12/90–92,
D12/86; 296/181.1, 181.5

DESCRIPTION

See application file for complete search history.

FIG. 1 is a front, perspective view of an automobile and toy replica thereof of our new design;

(56) **References Cited**

FIG. 2 is a rear perspective view thereof;

U.S. PATENT DOCUMENTS

FIG. 3 is a right side elevational view thereof, the left side elevational view being a mirror image of thereof, with the exception of the outline of the door covering the gas cap, which is not present on the opposite side;

- D421,934 S 3/2000 Hunter et al.
- D473,824 S 4/2003 Mori
- D476,602 S 7/2003 Yanada et al.
- D500,710 S 1/2005 Saito et al.
- D500,711 S 1/2005 Saito et al.
- D501,645 S 2/2005 Hosoda et al.
- D512,342 S 12/2005 Okazaki et al.
- D525,916 S * 8/2006 Matsumoto et al. D12/92
- D525,917 S * 8/2006 Matsumoto et al. D12/92
- D531,547 S 11/2006 Hiruta et al.

FIG. 4 is a top plan view thereof;

FIG. 5 is front view thereof; and,

FIG. 6 is a rear view thereof.

1 Claim, 5 Drawing Sheets






FIG. 1

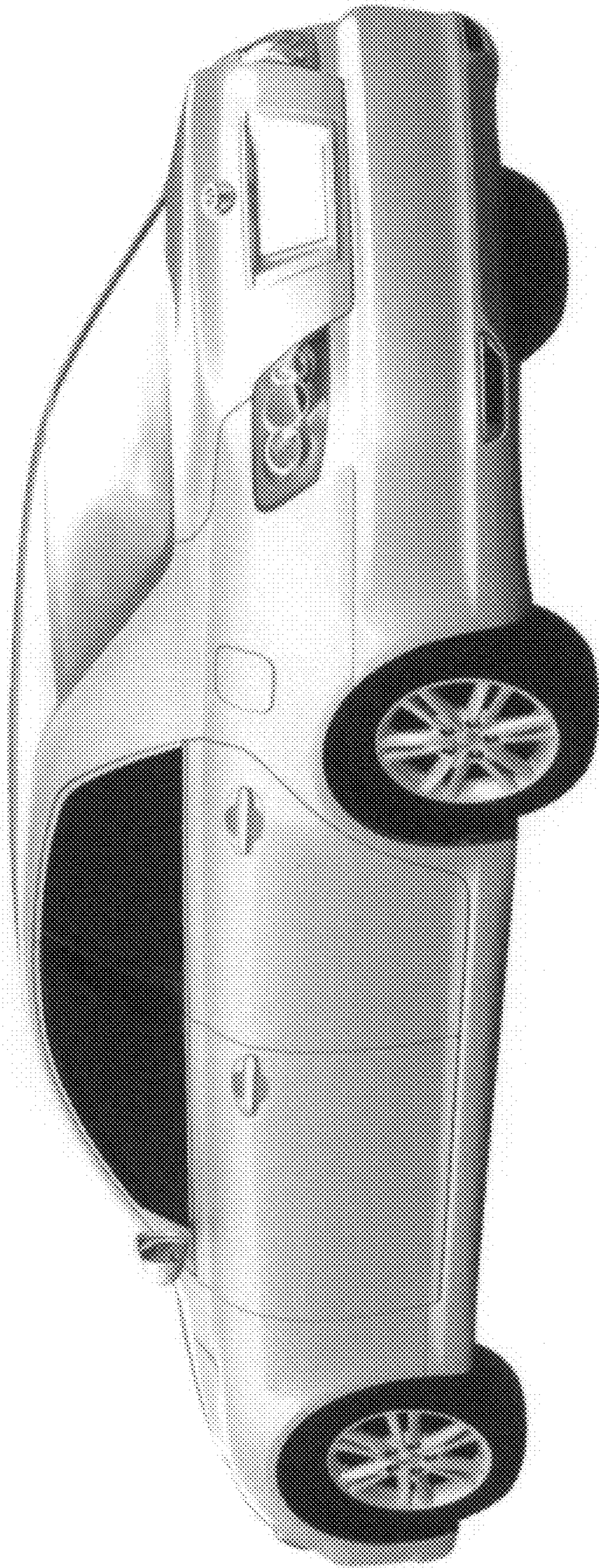


FIG. 2



FIG. 3




FIG. 4



FIG. 5




FIG. 6