

US00D547698S

(12) **United States Design Patent** (10) **Patent No.:** **US D547,698 S**
Kulla (45) **Date of Patent:** **** Jul. 31, 2007**

(54) **SURFACE CONFIGURATION OF VEHICLE, TOY, AND/OR OTHER REPLICAS**

(75) Inventor: **Matthias Kulla**, Leonberg (DE)

(73) Assignee: **Dr. Ing. h.c.F. Porsche Aktiengesellschaft**, Stuttgart (DE)

(**) Term: **14 Years**

(21) Appl. No.: **29/258,843**

(22) Filed: **Apr. 28, 2006**

(30) **Foreign Application Priority Data**

Oct. 31, 2005 (WO) 000424551-0001

Oct. 31, 2005 (WO) 000424627-0001

(51) **LOC (8) Cl.** **12-08**

(52) **U.S. Cl.** **D12/92**

(58) **Field of Classification Search** D12/90-92,
D12/86; D21/424, 433; 296/181.1
See application file for complete search history.

(56) **References Cited**

U.S. PATENT DOCUMENTS

D507,207 S * 7/2005 Larson D12/92

D507,510 S * 7/2005 Larson D12/92

D512,341 S * 12/2005 Larson D12/92

* cited by examiner

Primary Examiner—Melody N. Brown

(74) *Attorney, Agent, or Firm*—Crowell & Moring LLP

(57) **CLAIM**

The ornamental design for a surface configuration of vehicle, toy, and/or other replicas, as shown and described.

DESCRIPTION

This application is related to the following co-pending applications, filed on even date herewith: Application Ser. No. 29/258,847, entitled "Surface Configuration of an Air Vent for a Vehicle"; Application Ser. No. 29/258,848, entitled "Surface Configuration of an Exhaust Pipe for a Vehicle"; Application Ser. No. 29/258,850, entitled "Surface Configuration of a Rear Bumper for a Vehicle"; Application Ser. No. 29/258,851, entitled "Surface Configuration of a Front Bumper for a Vehicle"; Application Ser. No. 29/258,852, entitled "Surface Configuration of Vehicle, Toy, and/or Other Replicas"; and Application Ser. No. 29/258,853, entitled "Surface Configuration of Vehicle, Toy, and/or Other Replicas".

FIG. 1 is a rear, left perspective view of a first embodiment of a surface configuration of vehicle, toy, and/or other replicas according to my novel design;

FIG. 2 is a left side view thereof;

FIG. 3 is a right side view thereof;

FIG. 4 is a front view thereof;

FIG. 5 is a rear view thereof; and

FIG. 6 is a top view thereof.

FIG. 7 is a left side view of a second embodiment of the surface configuration of a vehicle, toy, and/or other replicas according to my novel design;

FIG. 8 is a right side view of FIG. 7;


FIG. 9 is a front view of FIG. 7;

FIG. 10 is a rear view of FIG. 7; and,

FIG. 11 is a top view of FIG. 7.

The broken lines are for illustrative purposes only and form no part of the claimed design.

1 Claim, 9 Drawing Sheets



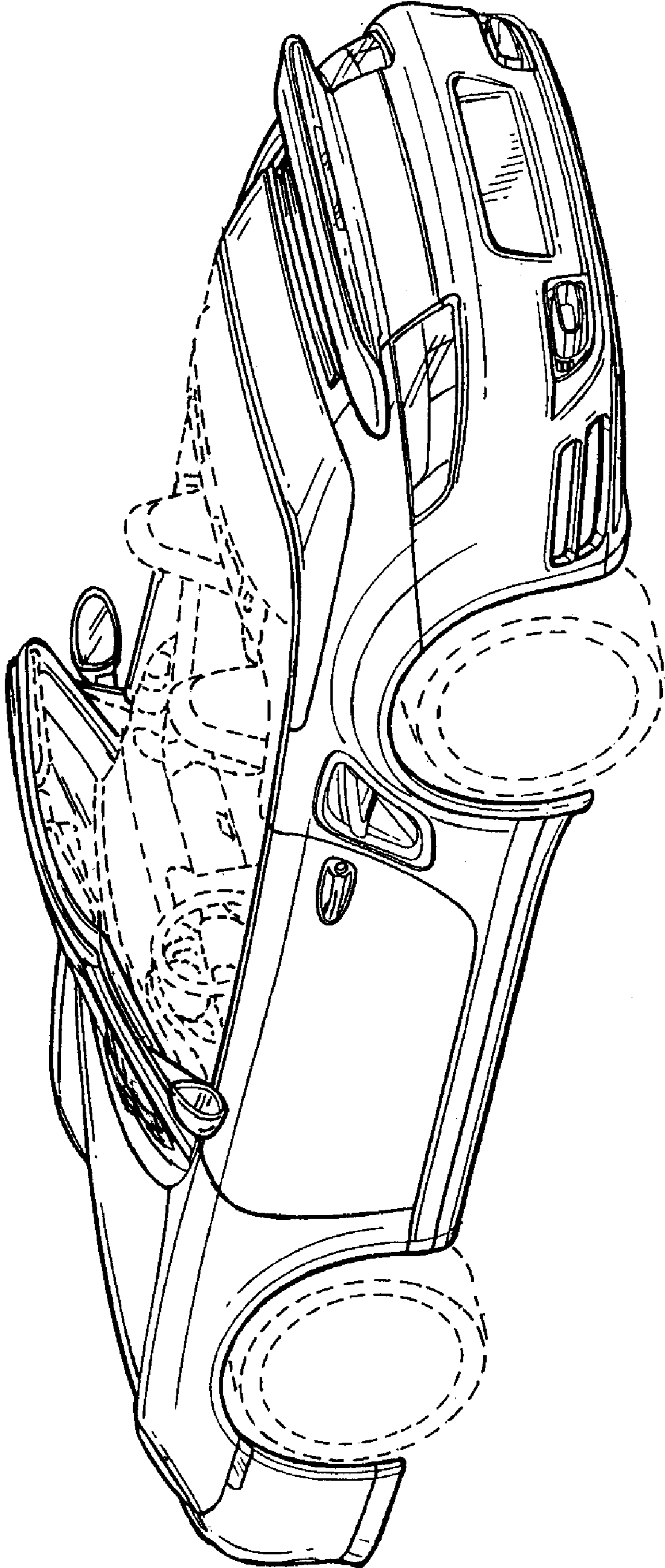


FIG. 1

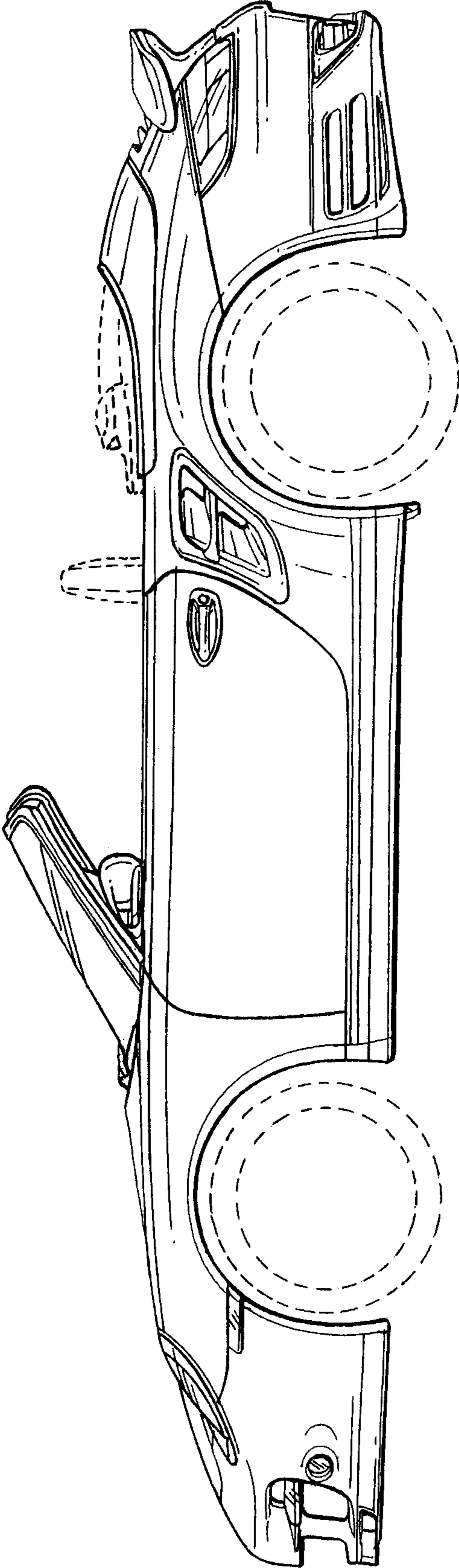


FIG. 2

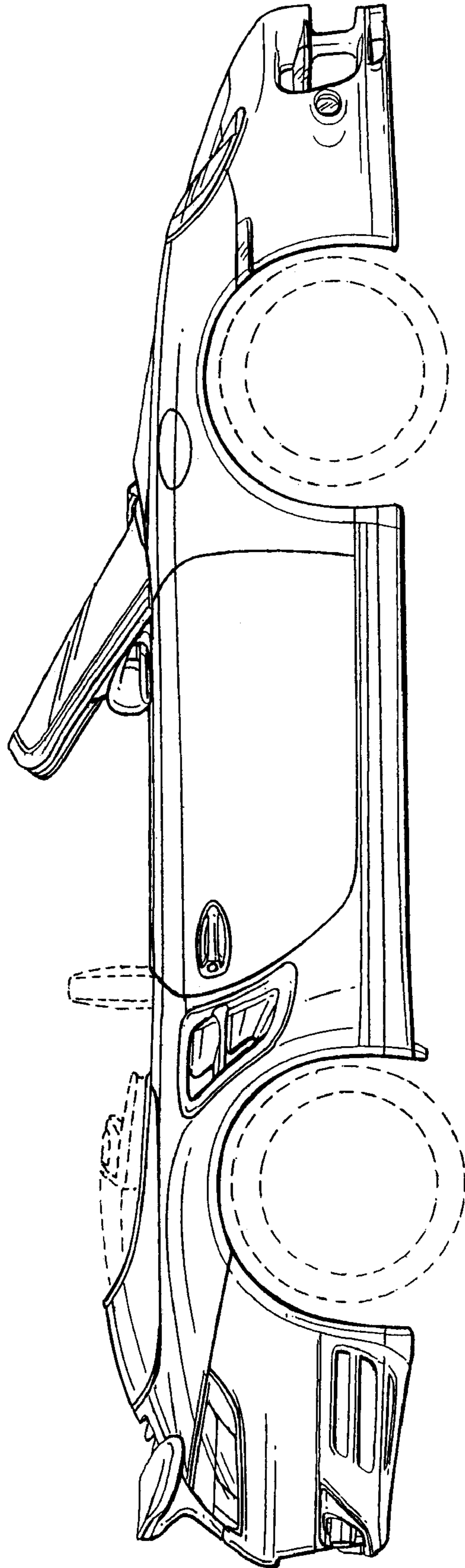


FIG. 3




FIG. 4




FIG. 5

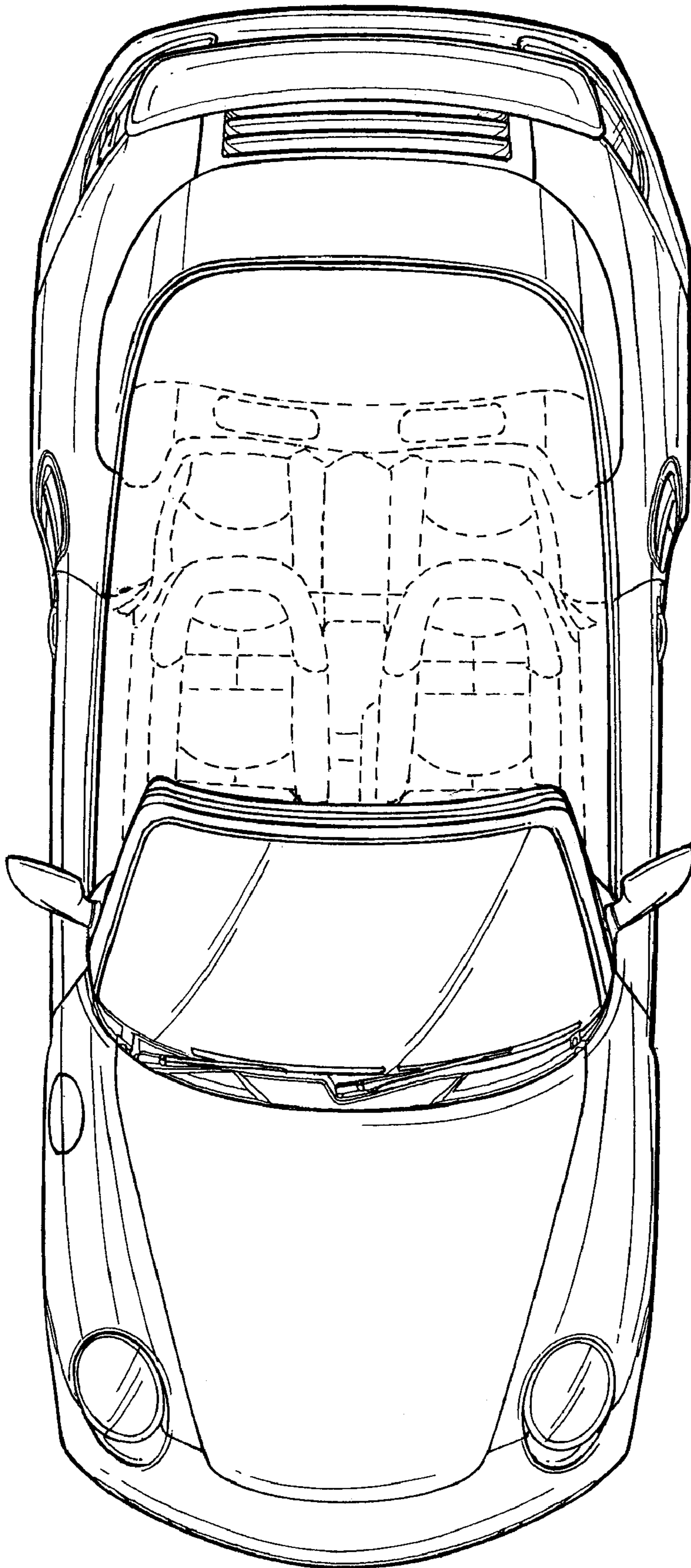


FIG. 6

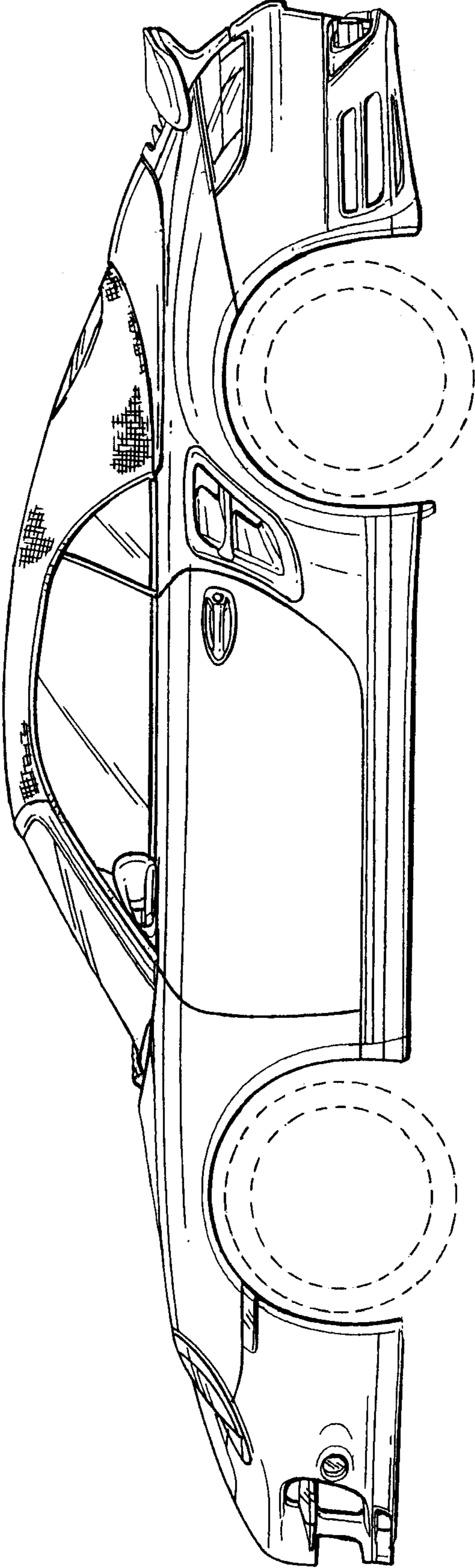


FIG. 7

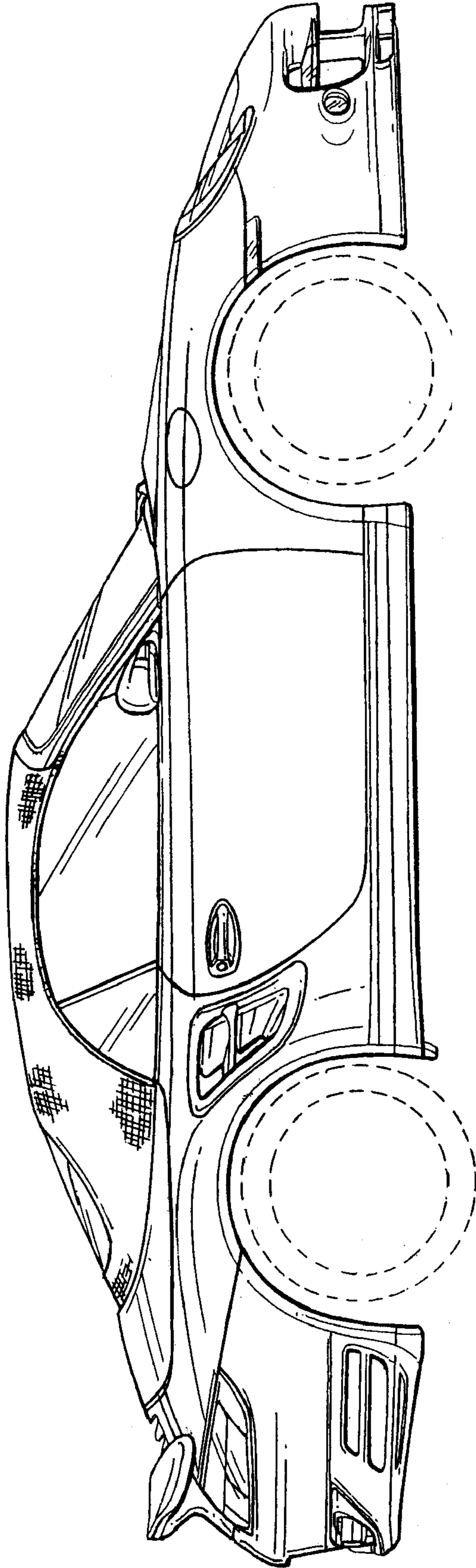


FIG. 8




FIG. 9




FIG. 10

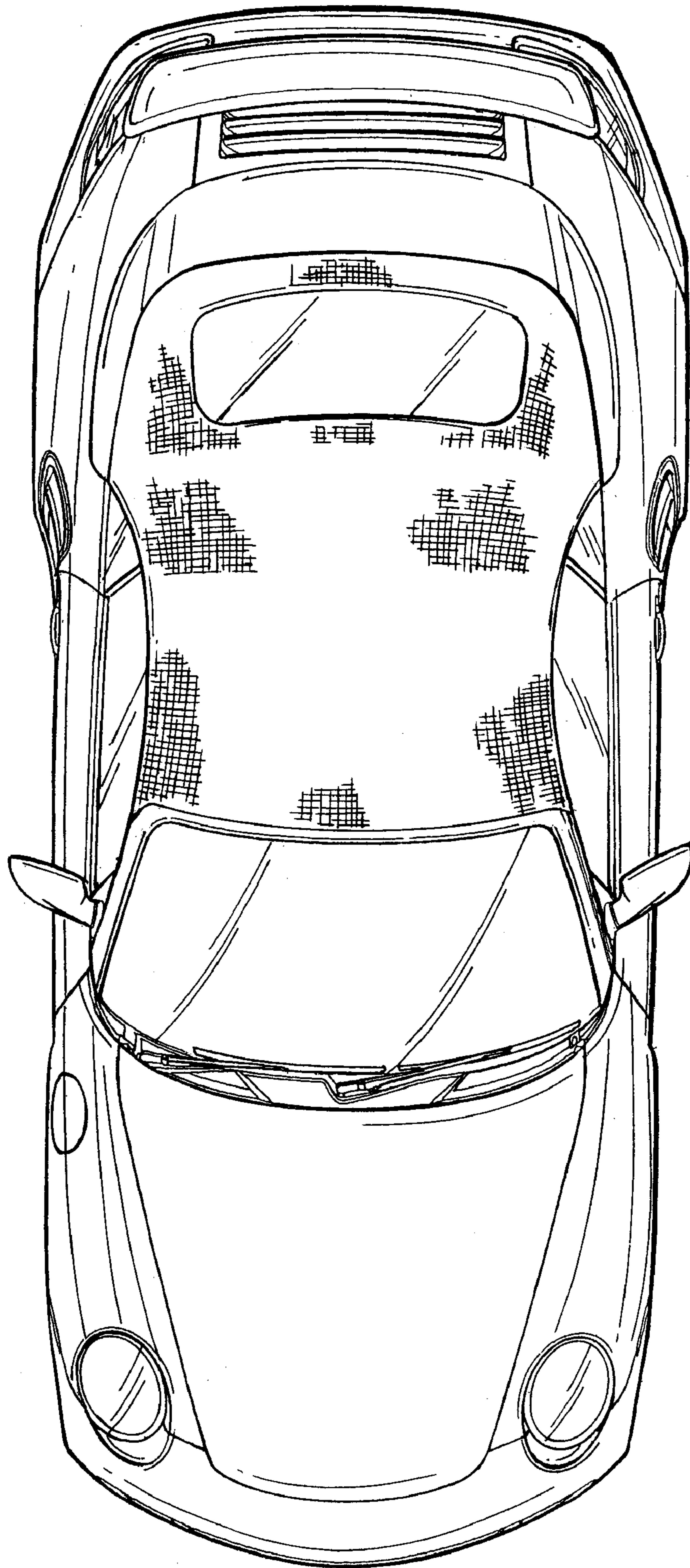


FIG. 11