



US00D547697S

(12) **United States Design Patent**
Curtis, Jr. et al.

(10) **Patent No.:** **US D547,697 S**
(45) **Date of Patent:** **** Jul. 31, 2007**

(54) **REAR PANEL FOR UTILITY VEHICLE**

(75) Inventors: **Fred Curtis, Jr.**, Princeton, MA (US);
Gary Orrell, Milbury, MA (US)

(73) Assignee: **Curtis Industries LLC**, Worcester, MA (US)

(**) Term: **14 Years**

(21) Appl. No.: **29/225,131**

(22) Filed: **Mar. 11, 2005**

(51) **LOC (8) Cl.** **12-14**

(52) **U.S. Cl.** **D12/6**

(58) **Field of Classification Search** D12/1,
D12/4, 6, 16, 82-87, 114, 126; 280/DIG. 5;
296/81, 83, 107.01, 107.07, 147, 148; 180/233,
180/908

See application file for complete search history.

(56) **References Cited**

U.S. PATENT DOCUMENTS

2,682,427	A	6/1954	Bright	296/148
4,621,859	A	11/1986	Spicher	296/78 R
4,773,694	A *	9/1988	Gerber	D34/15
4,932,714	A	6/1990	Chance	296/148
5,203,601	A	4/1993	Guillot	296/77.1
5,217,275	A	6/1993	Ridge	296/77.1
5,259,656	A	11/1993	Carroll	296/77.1
5,276,745	A	1/1994	Revelli, Jr.	385/14
5,310,235	A	5/1994	Seymour et al.	296/77.1
5,388,881	A	2/1995	Spencer et al.	296/77.1
5,393,118	A *	2/1995	Welborn	280/DIG. 5
5,429,404	A	7/1995	King, Sr. et al.	296/79
D363,265	S *	10/1995	Althoff	D12/16
5,529,369	A	6/1996	Welborn	296/77.1
5,588,690	A	12/1996	Showalter	296/77.1
D413,283	S *	8/1999	Stepp et al.	D12/16
6,158,801	A	12/2000	Tucker	296/146.1

6,213,535	B1	4/2001	Landmesser et al.	..	296/146.12
6,276,745	B1	8/2001	Wilson	296/155
6,293,610	B1 *	9/2001	Howard	280/DIG. 5
6,439,637	B1	8/2002	Tyrer	296/79
6,547,304	B1	4/2003	Conner et al.	296/79
6,776,445	B1	8/2004	Conner et al.	296/79
D498,436	S *	11/2004	Bonner et al.	D12/16
D498,704	S *	11/2004	Bonner et al.	D12/16
D515,458	S *	2/2006	Tolfsen et al.	D12/85

* cited by examiner

Primary Examiner—Doris Clark

Assistant Examiner—Michael Pratt

(74) *Attorney, Agent, or Firm*—Niels & Lemack

(57) **CLAIM**

The ornamental design for a rear panel for utility vehicle, as shown and described.

DESCRIPTION

The present invention relates to a rear panel for a utility vehicle, particularly a golf cart.

FIG. 1 is a perspective view of the panel of the present invention;

FIG. 2 is a front view of the panel of the present invention;

FIG. 3 is a rearward view of the panel of the present invention;

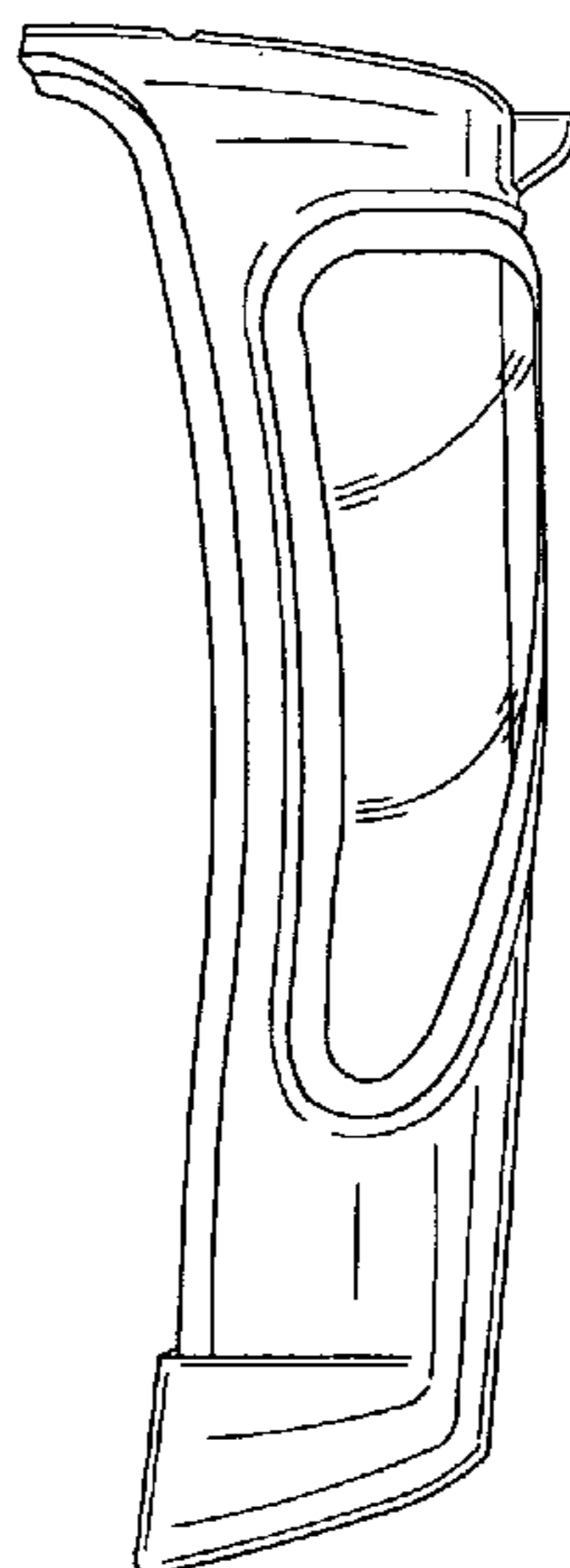
FIG. 4 is a top view of the panel of the present invention;

FIG. 5 is a bottom view of the panel of the present invention; and,

FIG. 6 is a perspective view of the panel of the present invention on a golf cart.

The panel has a curved contour and extends from the side of the cart towards the rear of the cart when installed. A window is provided for visibility.

1 Claim, 2 Drawing Sheets



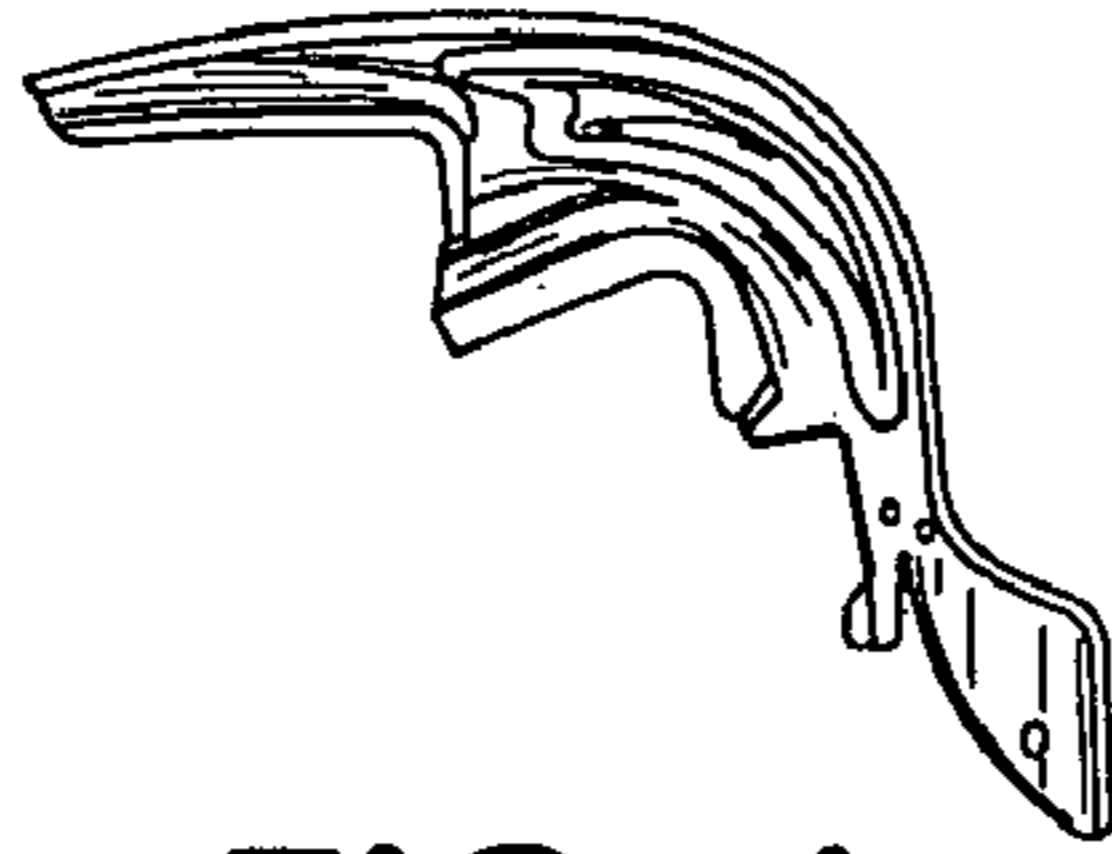


FIG. 4

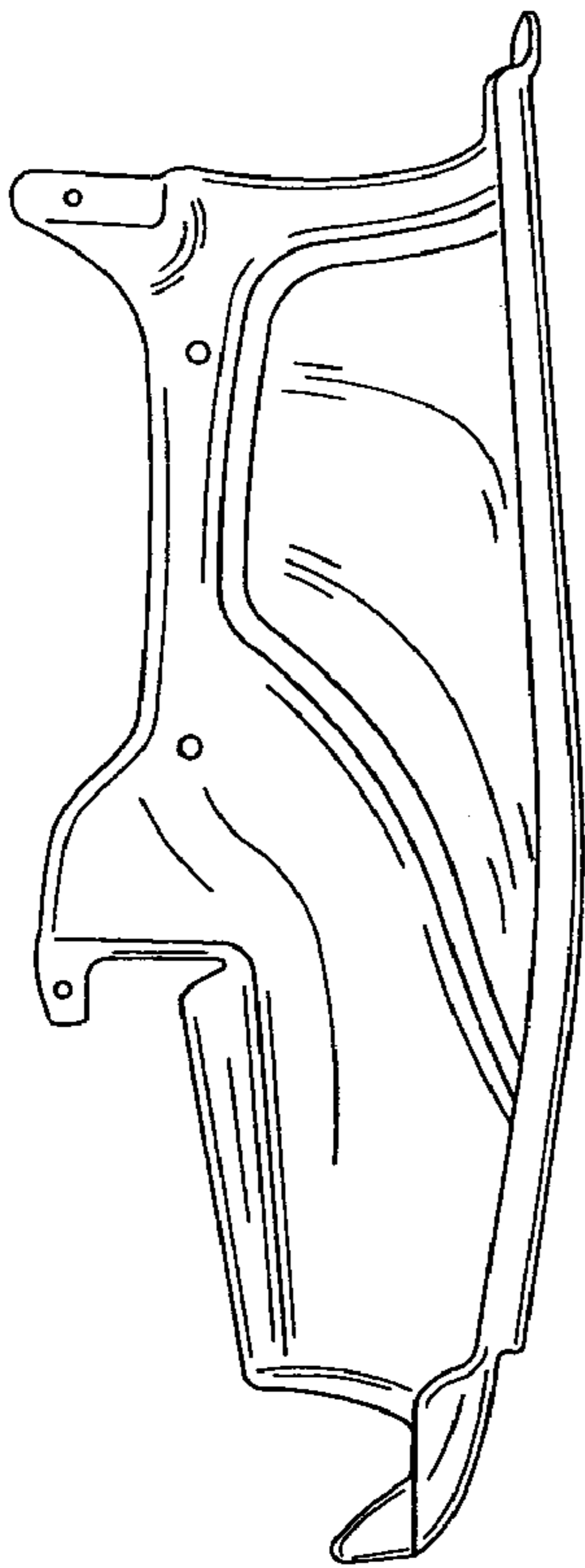


FIG. 3

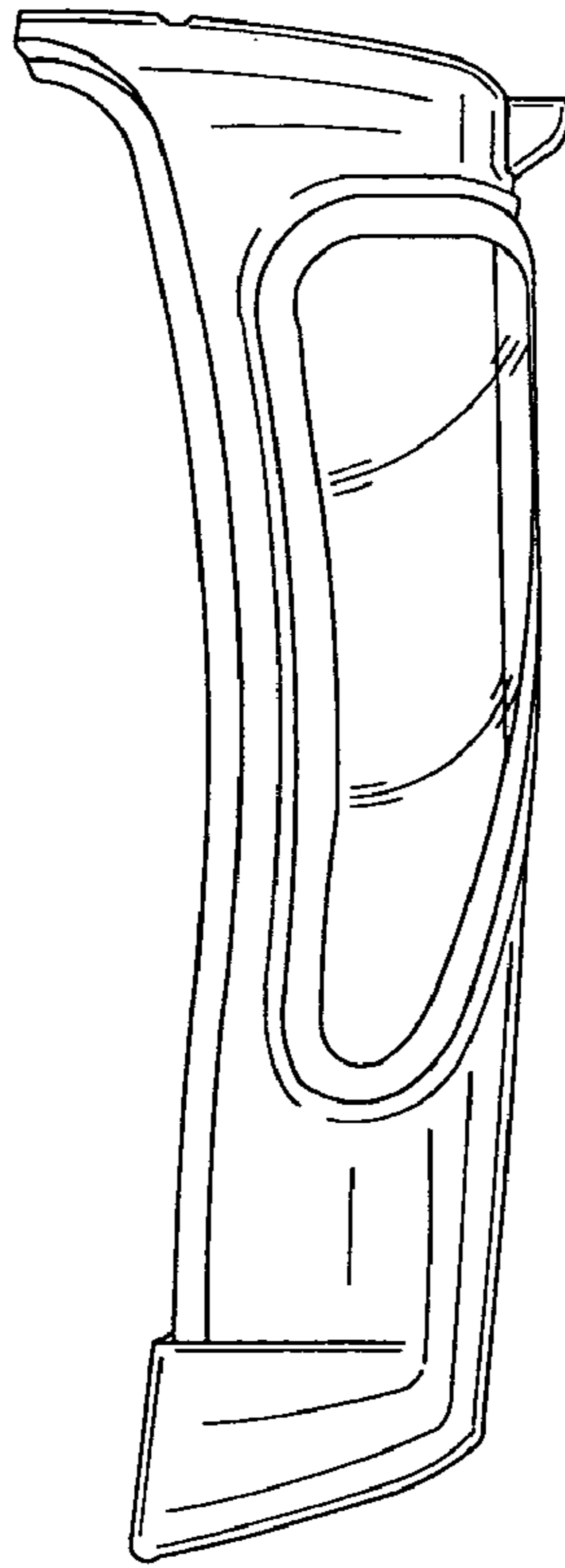


FIG. 1

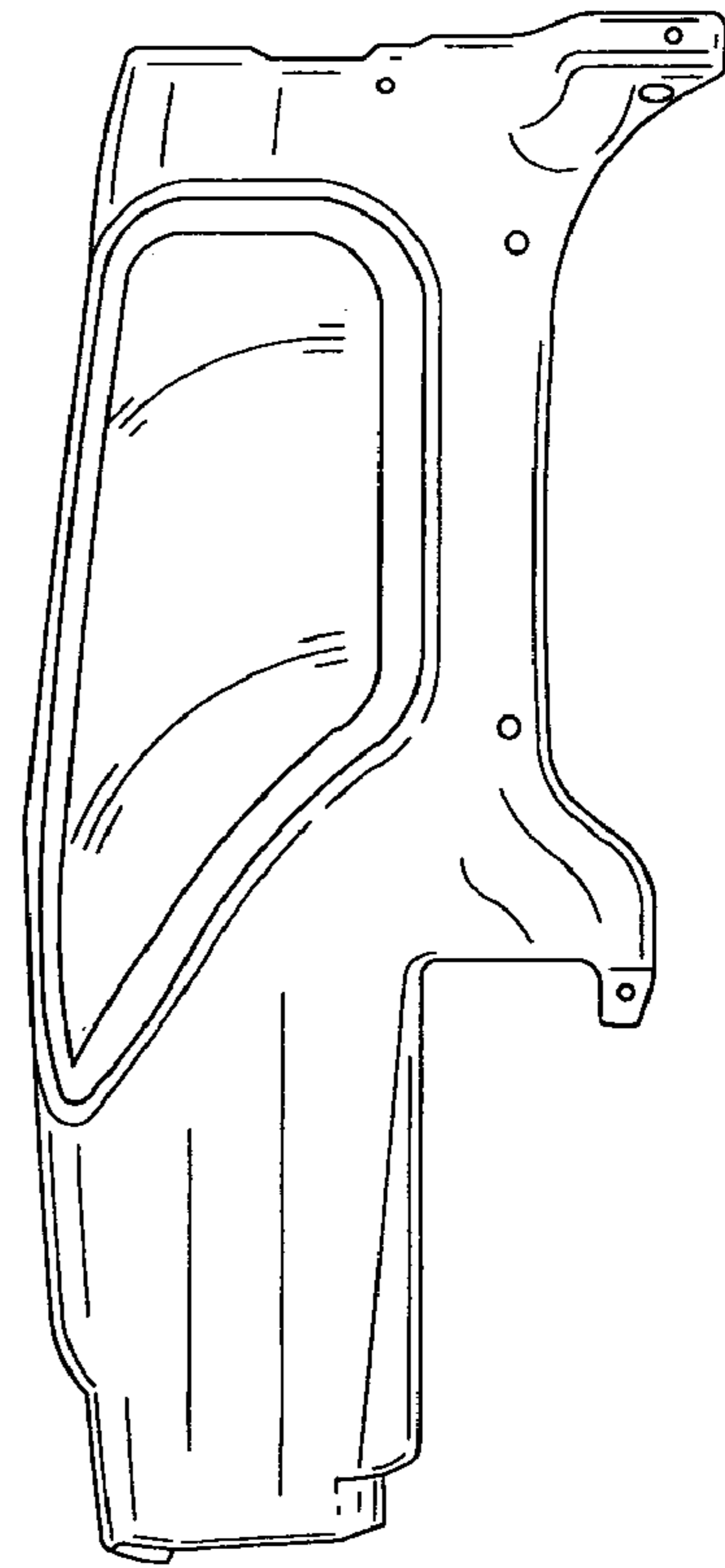


FIG. 2




FIG. 5




FIG. 6