



US00D547688S

(12) **United States Design Patent**
Sabet

(10) **Patent No.:** **US D547,688 S**

(45) **Date of Patent:** **** Jul. 31, 2007**

(54) **SETTING FOR A RING**

(76) Inventor: **John F. Sabet**, 5924 Leesburg Pike,
Falls Church, VA (US) 22041

(**) Term: **14 Years**

(21) Appl. No.: **29/232,701**

(22) Filed: **Jun. 23, 2005**

(51) **LOC (8) Cl.** **11-01**

(52) **U.S. Cl.** **D11/34**

(58) **Field of Classification Search** D11/1,
D11/2, 6-12, 16, 26-28, 34-43, 47-75, 79,
D11/89-93; 63/1.11-14.1, 20, 22, 23, 26-33
See application file for complete search history.

(56) **References Cited**

U.S. PATENT DOCUMENTS

D37,576 S	*	10/1905	Wodiska	D11/92
D50,762 S		5/1917	Sheff		
D63,548 S		12/1923	Anshen		
D68,149 S		9/1925	Lindeberg		
D107,649 S		12/1937	Kiepe		
D152,253 S		1/1949	Gaertne		
D192,380 S		3/1962	Collerman		
D245,590 S		8/1977	Laidlaw		
D403,611 S	*	1/1999	Lai	D11/91
D420,936 S	*	2/2000	Murray	D11/92
D439,190 S		3/2001	Itzkowitz		
D447,716 S		9/2001	Itzkowitz		
D489,022 S		4/2004	Riggio		
D506,158 S		6/2005	McMullan et al.		

D513,203 S * 12/2005 Liechtung D11/35
D513,712 S 1/2006 Koren
D520,397 S 5/2006 Rives

* cited by examiner

Primary Examiner—Doris Clark

Assistant Examiner—Michael Pratt

(74) *Attorney, Agent, or Firm*—Pillsbury Winthrop Shaw
Pittman, LLP

(57) **CLAIM**

The ornamental design for a setting for a ring, as shown and
described.

DESCRIPTION

FIG. 1 is a top perspective view of a ring showing my new
design;

FIG. 2 is a front side view thereof, the rear side view being
a mirror image thereof;

FIG. 3 is a left side view thereof, the right side view being
a mirror image thereof;


FIG. 4 is a bottom view thereof; and,

FIG. 5 is a top view thereof.

Where included, broken lines showing environment or struc-
ture are for illustrative purposes only and form no part of the
claimed design.

Particular views of an embodiment that are omitted indicate
that the particular view is plain and unornamented or that the
particular view does not elaborate upon any portion of the
claimed design.

1 Claim, 3 Drawing Sheets






FIG. 1

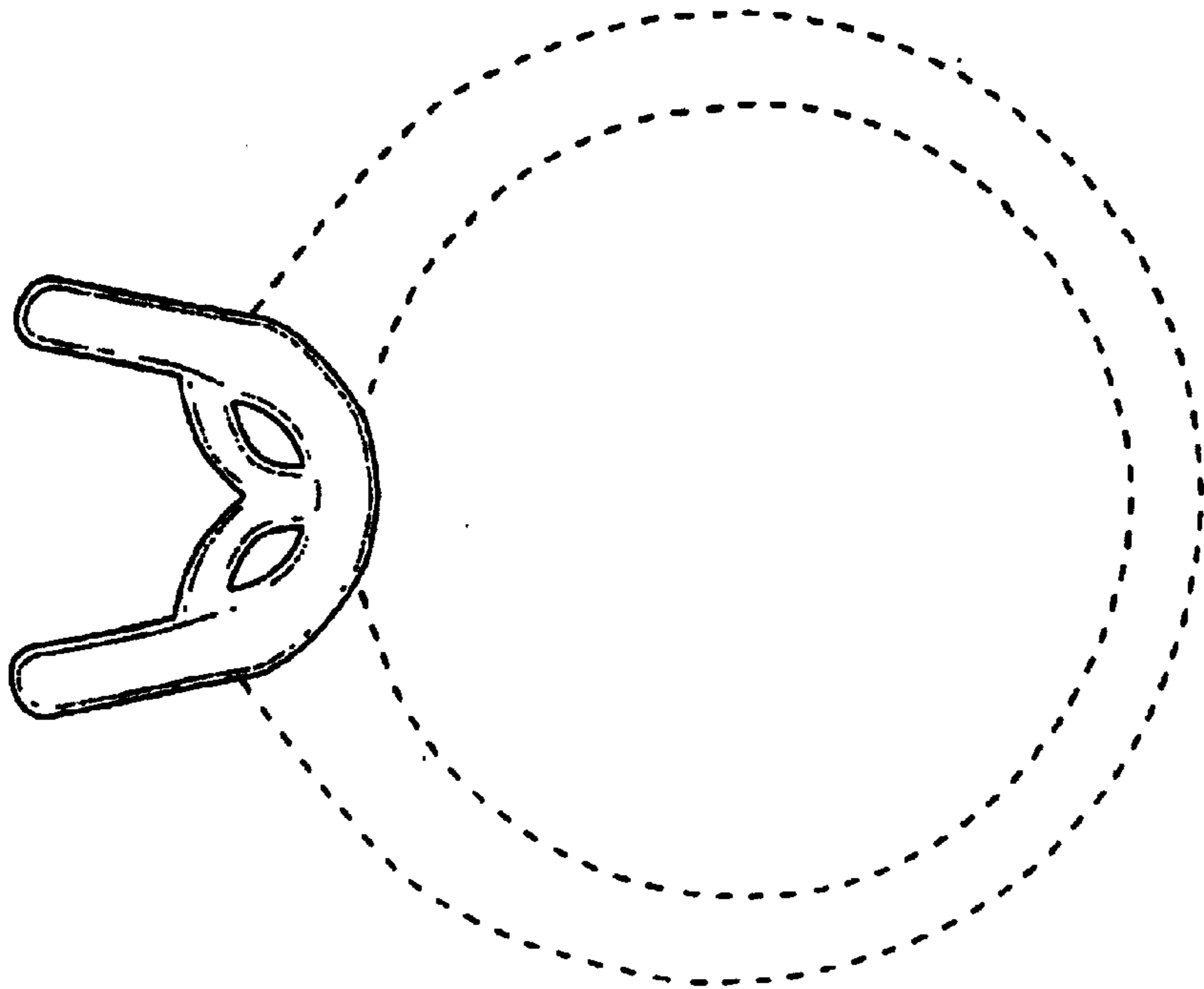


FIG. 2

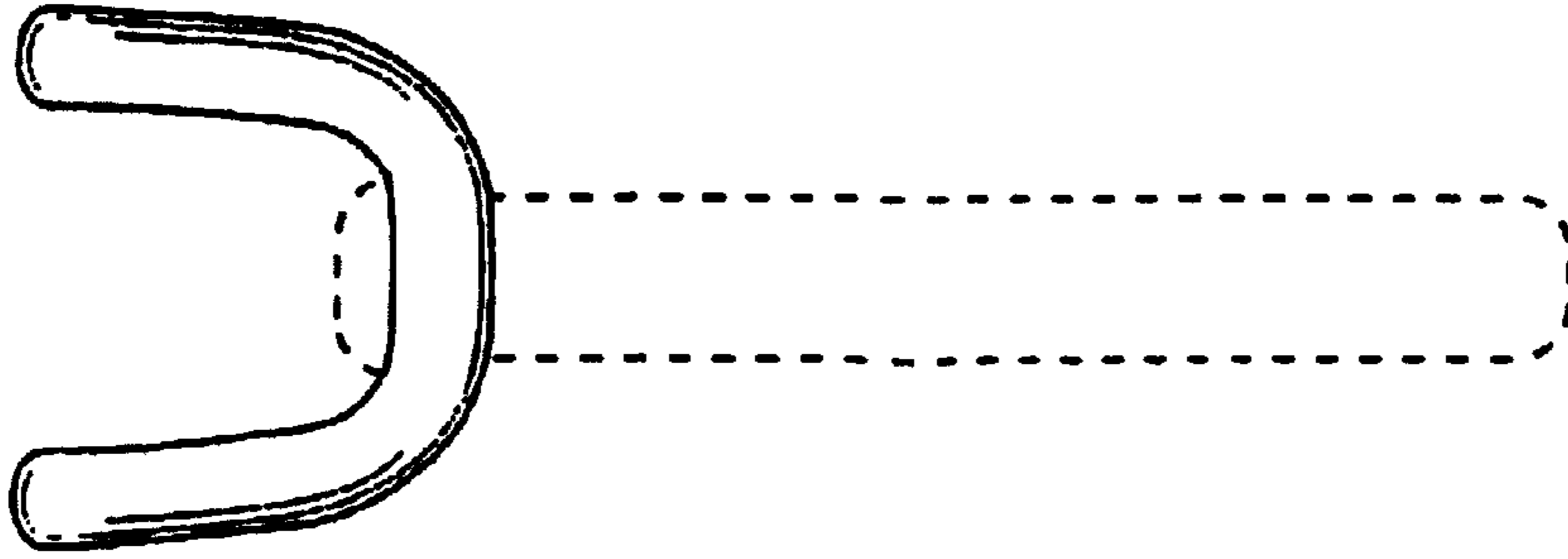


FIG. 3

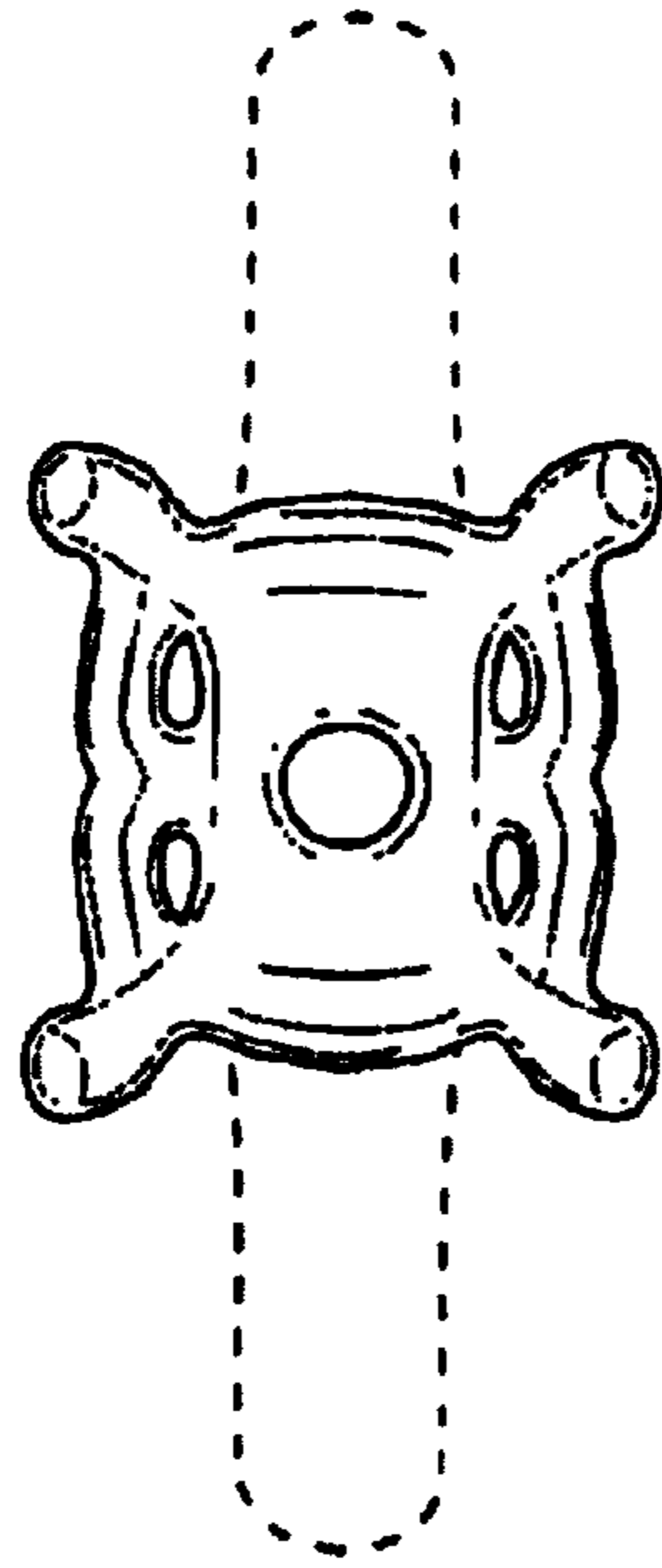


FIG. 4

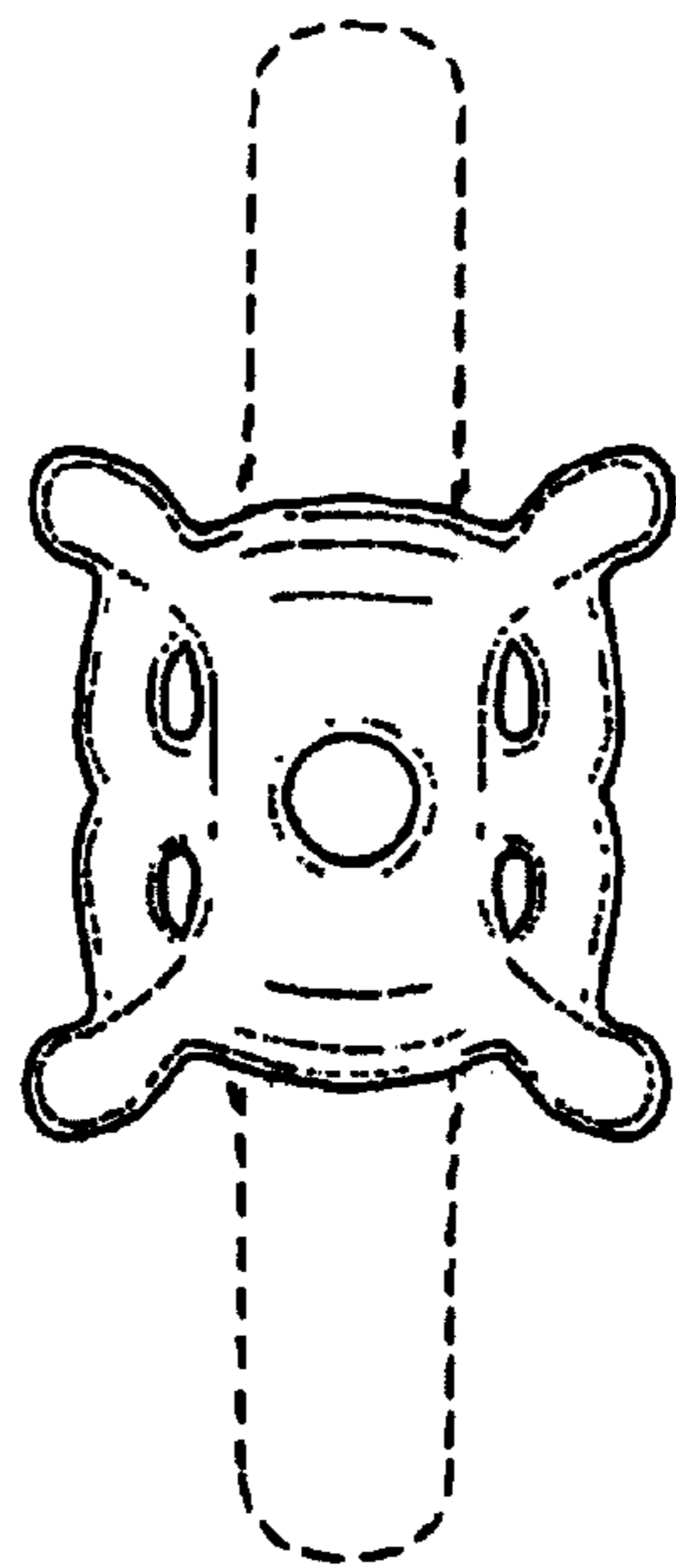


FIG. 5

UNITED STATES PATENT AND TRADEMARK OFFICE
CERTIFICATE OF CORRECTION

PATENT NO. : Des. 547,688 S
APPLICATION NO. : 29/232701
DATED : July 31, 2007
INVENTOR(S) : John F. Sabet

Page 1 of 1

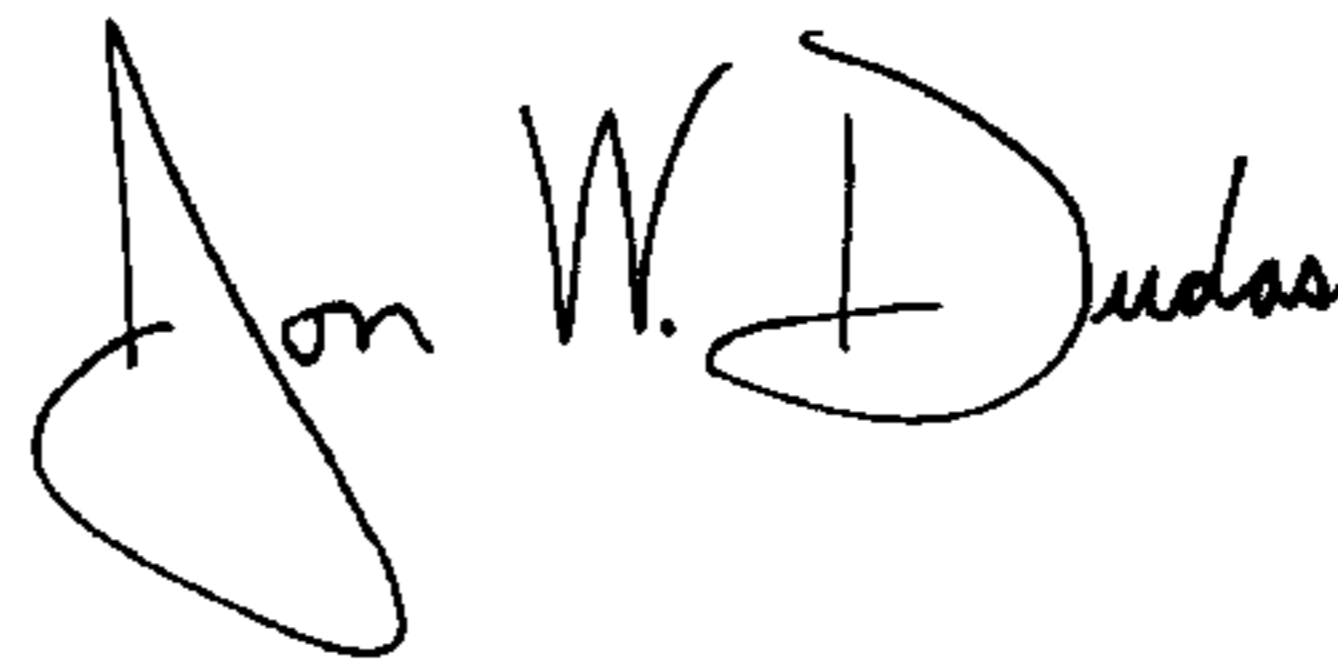
It is certified that error appears in the above-identified patent and that said Letters Patent is hereby corrected as shown below:

Title page #56---REFERENCES CITED

Please add --D451,046 11/2001 Itzowitz--

Signed and Sealed this

Twenty-fifth Day of December, 2007



JON W. DUDAS

Director of the United States Patent and Trademark Office