

US00D547682S

(12) **United States Design Patent** (10) **Patent No.:** **US D547,682 S**
Barmes et al. (45) **Date of Patent:** **** Jul. 31, 2007**

(54) **SCALE**

(76) Inventors: **Gregory P. Barmes**, 1171 N. Atkinson Rd., Vincennes, IN (US) 47591; **Dustin P. Barmes**, 1171 N. Atkinson Rd., Vincennes, IN (US) 47591

(**) Term: **14 Years**

(21) Appl. No.: **29/252,543**

(22) Filed: **Jan. 24, 2006**

(51) **LOC (8) Cl.** **10-04**

(52) **U.S. Cl.** **D10/92**

(58) **Field of Classification Search** D10/87-95; 177/4, 25.12-25.16, 177, 199, 210 R, 238-245, 177/DIG. 3, 262, 210 C, 30, 126-127; 324/692, 324/512, 515, 806; 600/506, 547
See application file for complete search history.

(56) **References Cited**

U.S. PATENT DOCUMENTS

D326,825 S	6/1992	Stutzer et al.	
D329,025 S	9/1992	Storsberg	
D401,173 S	11/1998	Kurata et al.	
D502,883 S	3/2005	Barmes et al.	
D505,089 S	5/2005	Thadani	
D517,935 S	3/2006	Barmes et al.	
D524,180 S *	7/2006	Barmes et al.	D10/91

* cited by examiner

Primary Examiner—Antoine D. Davis
(74) *Attorney, Agent, or Firm*—Brinks Hofer Gilson & Lione

(57) **CLAIM**

The ornamental design for a scale, as shown and described.

DESCRIPTION

FIG. 1 is a top plan view of a scale of the present invention shown in a “closed” position.

FIG. 2 is a top plan view of the scale shown in FIG. 1 in an “open” position.

FIG. 3 is a side elevation view of the scale as viewed from the left side of FIG. 1, the opposite side being a mirror image thereof.

FIG. 4 is a side elevation view of the scale taken from the left side of FIG. 2, the opposite side being a mirror image thereof.

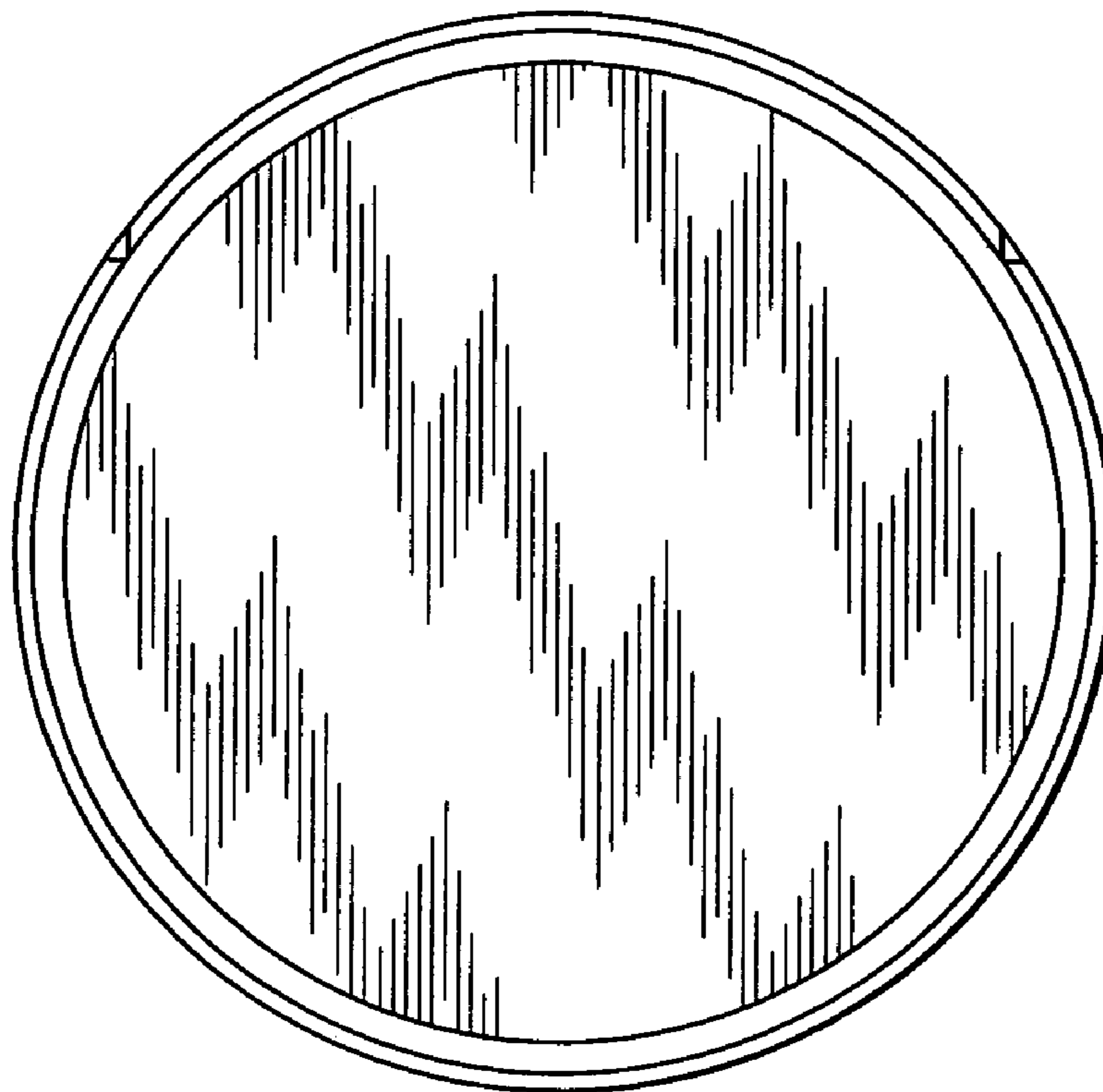
FIG. 5 is a back elevation view of the scale as seen from the top of FIG. 1 or 2.

FIG. 6 is a front elevation view of the scale as seen from the bottom of FIG. 1 or 2.

FIG. 7 is a bottom plan view of the scale as shown in FIG. 1; and,

FIG. 8 is a bottom plan view of the scale as shown in FIG. 2.

1 Claim, 6 Drawing Sheets



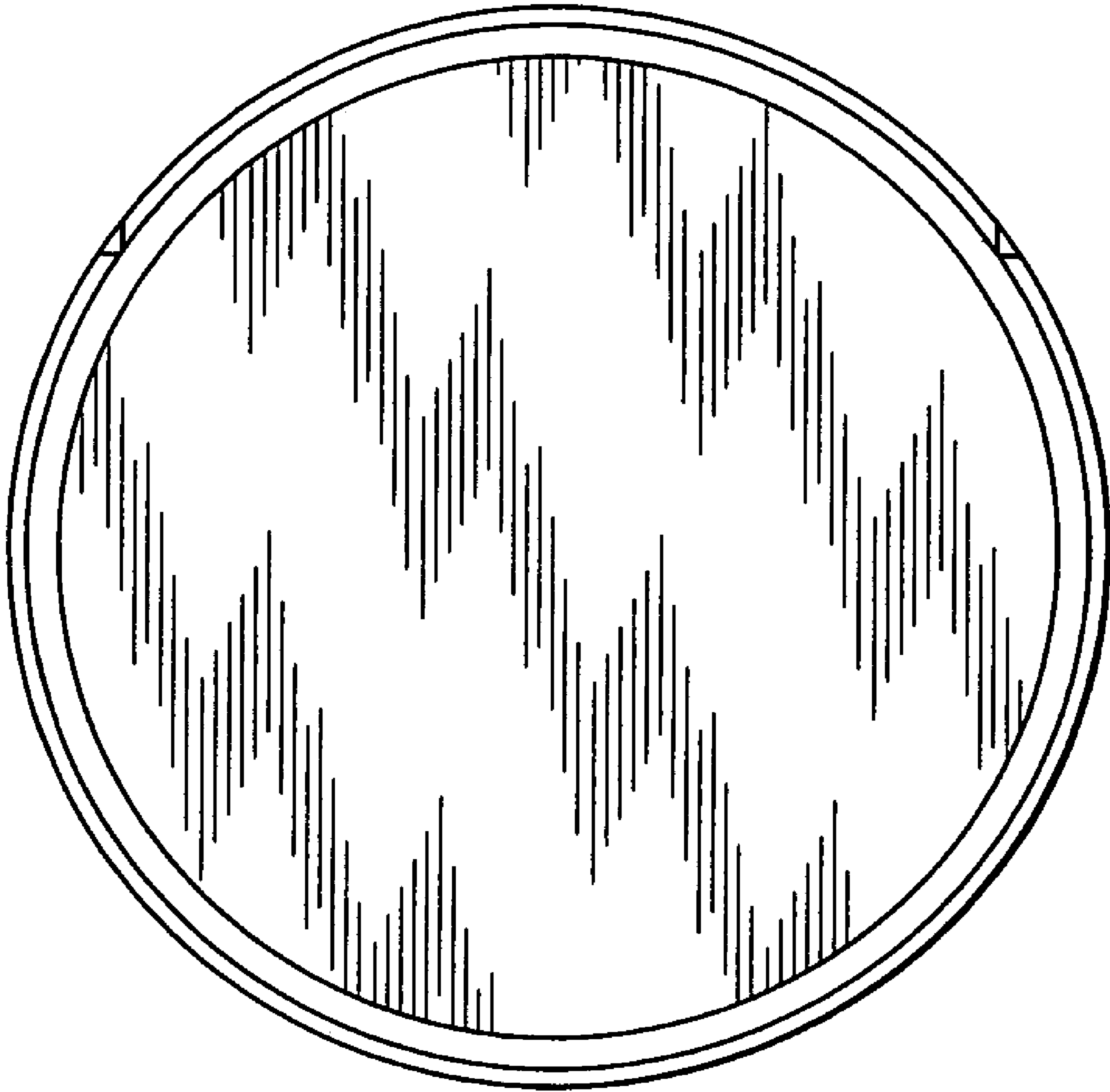


Fig. 1




Fig. 2

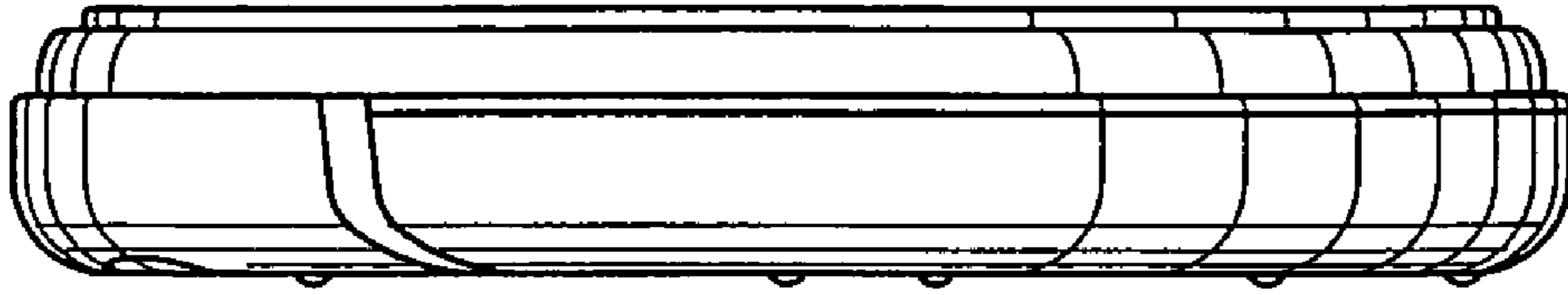


Fig. 3




Fig. 4




Fig. 5

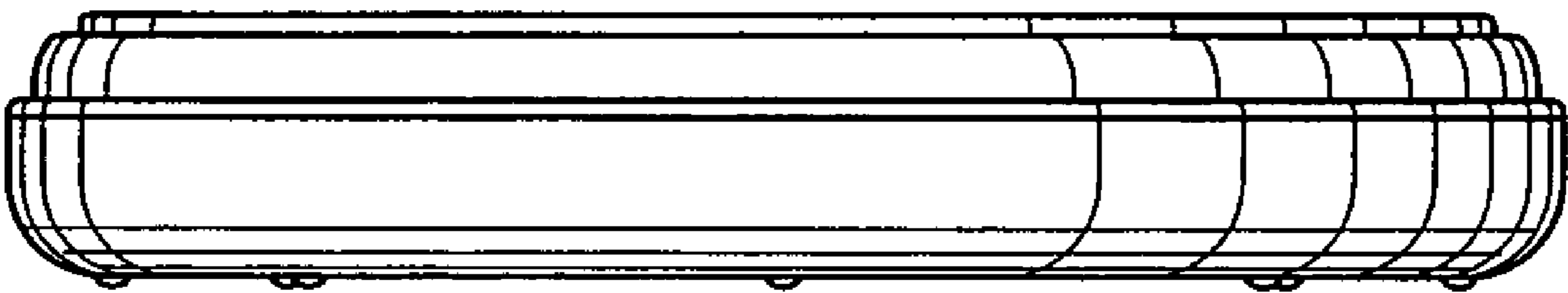


Fig. 6

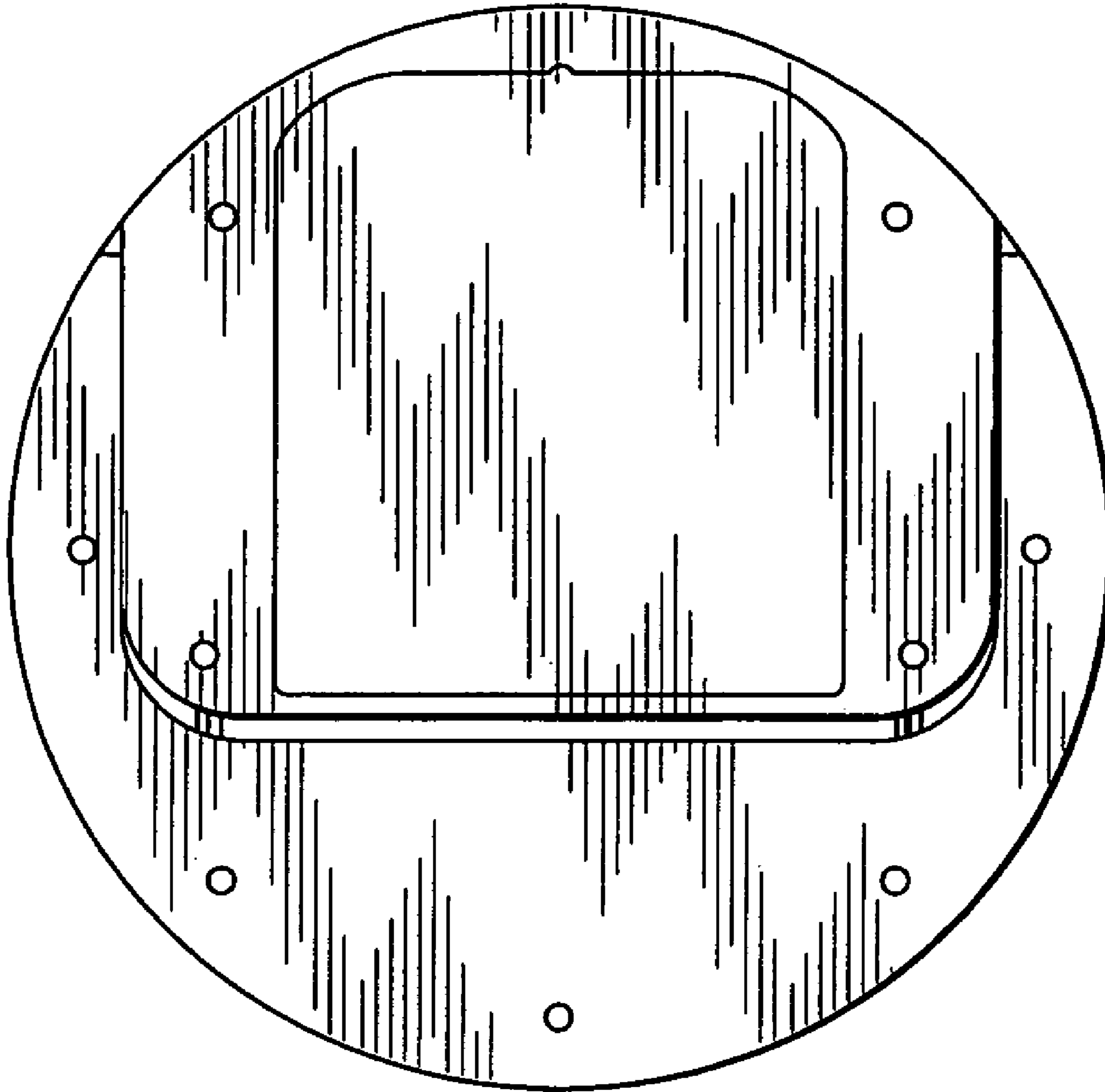


Fig. 7

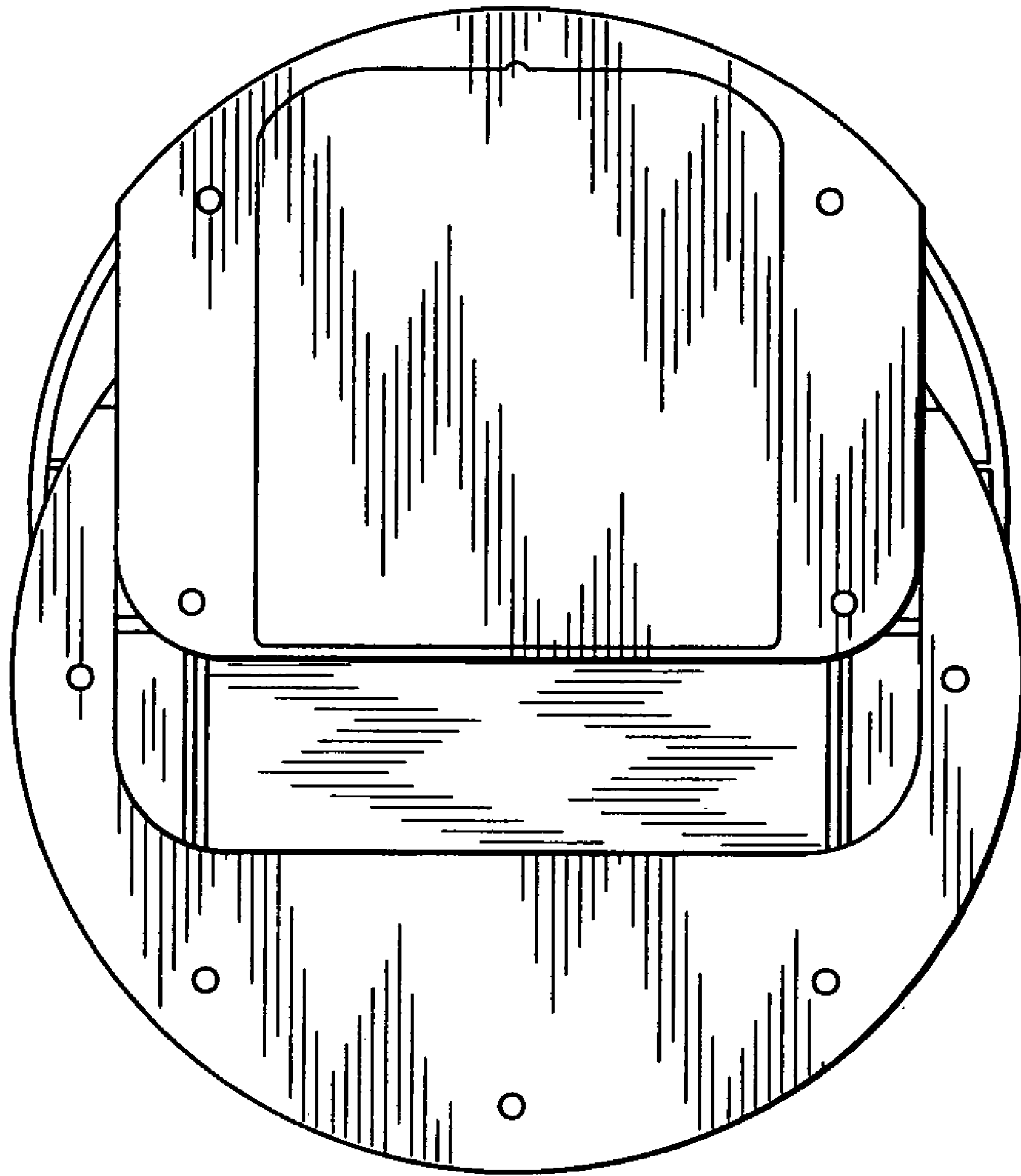


Fig. 8