



US00D547675S

(12) **United States Design Patent**
Davi

(10) **Patent No.:** **US D547,675 S**

(45) **Date of Patent:** **** Jul. 31, 2007**

(54) **ICE CREAM WRAPPER**

(75) Inventor: **Daniele Davi**, Ferrara (IT)

(73) Assignee: **CT Pack S.r.l.**, Fossalta Di Coppara,
Ferrara (IT)

(**) Term: **14 Years**

(21) Appl. No.: **29/251,944**

(22) Filed: **Jan. 17, 2006**

(30) **Foreign Application Priority Data**

Aug. 2, 2005 (EM) 000380290

(51) **LOC (8) Cl.** **09-05**

(52) **U.S. Cl.** **D9/712**

(58) **Field of Classification Search** D9/431,
D9/499, 720, 721, 643, 702, 711-713; D7/700,
D7/692; D1/101, 102, 105, 116, 117, 122,
D1/118, 199; 206/822; 220/DIG. 13; 229/4.5,
229/109, 110, 116; 426/90, 91, 100, 101,
426/104, 143, 132-135, 138, 139, 421, 515,
426/574

See application file for complete search history.

(56) **References Cited**

U.S. PATENT DOCUMENTS

D37,759 S * 12/1905 Yakushiji D1/117
943,389 A * 12/1909 Cockrell 229/4.5
1,854,091 A * 4/1932 Young 426/135
D171,808 S * 3/1954 Marcantonio D1/117
2,965,499 A * 12/1960 Wise 426/130
D217,108 S * 4/1970 Smith D1/117

4,347,686 A * 9/1982 Wood 47/73
D305,978 S * 2/1990 Mileos D9/697
D308,019 S * 5/1990 Mileos D9/695
D360,604 S * 7/1995 Weder et al. D11/164
D364,340 S * 11/1995 Weder et al. D9/712
D364,361 S * 11/1995 Weder et al. D11/164
D369,542 S * 5/1996 Weder et al. D9/712
5,797,636 A * 8/1998 Hamynen 294/1.3
D402,197 S * 12/1998 Poulin D9/712
D404,297 S * 1/1999 Weder et al. D9/712
D404,298 S * 1/1999 Weder et al. D9/712
D407,305 S * 3/1999 Weder et al. D9/712

* cited by examiner

Primary Examiner—Stella Reid

Assistant Examiner—Mark Goodwin

(74) *Attorney, Agent, or Firm*—Hedman & Costigan; James
V. Costigan

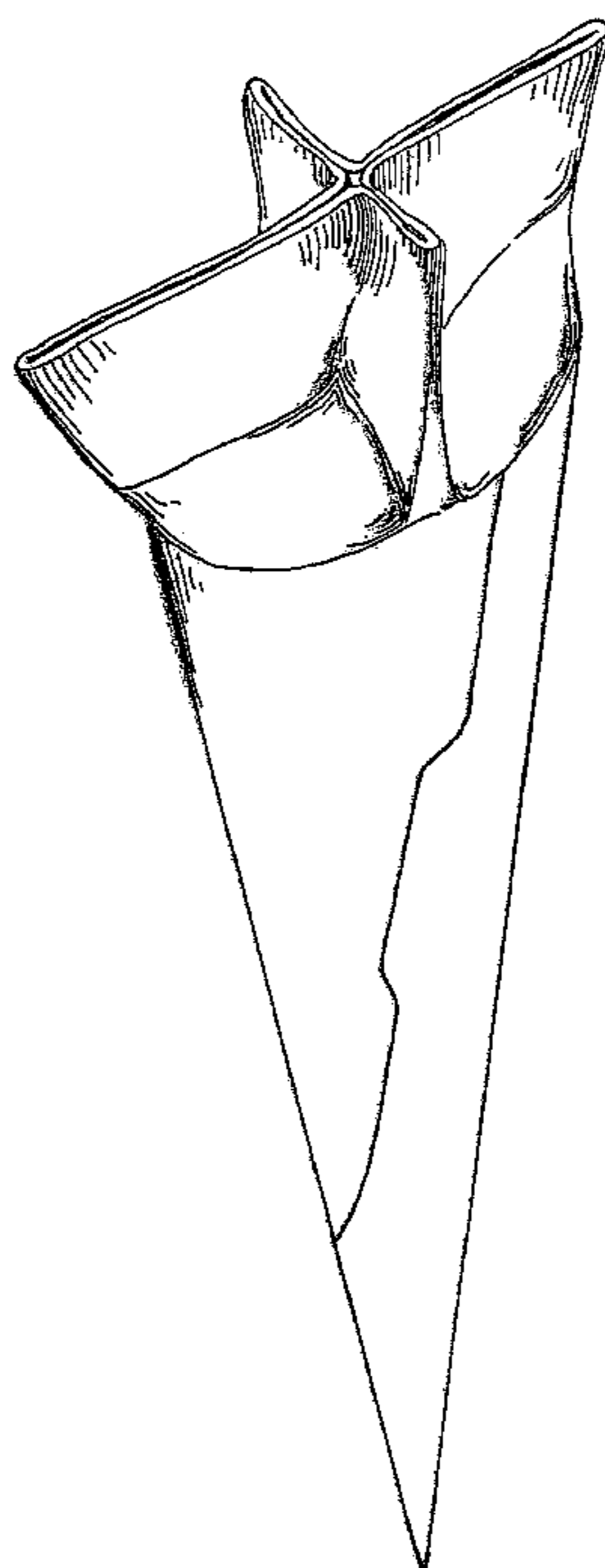
(57) **CLAIM**

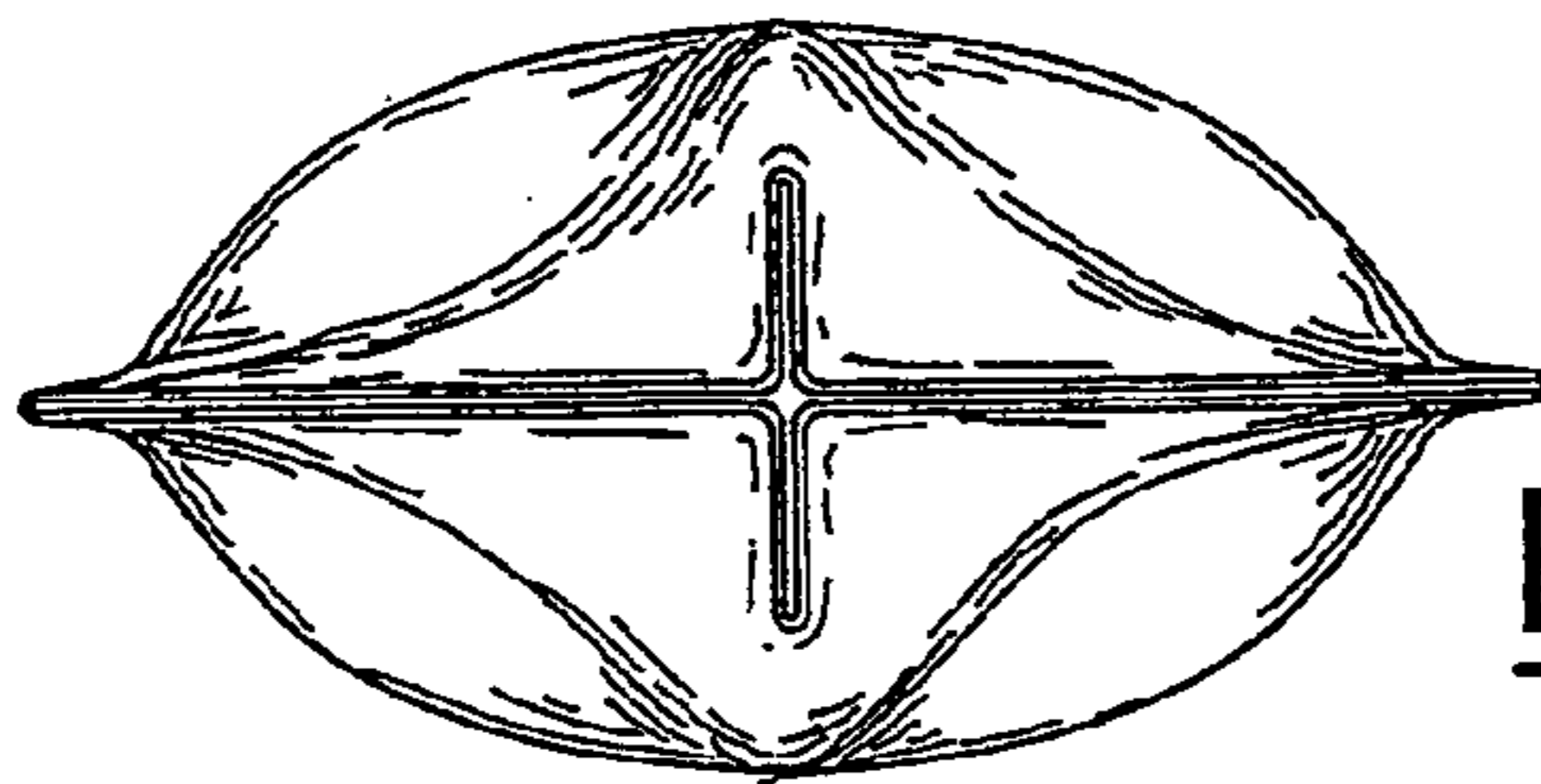
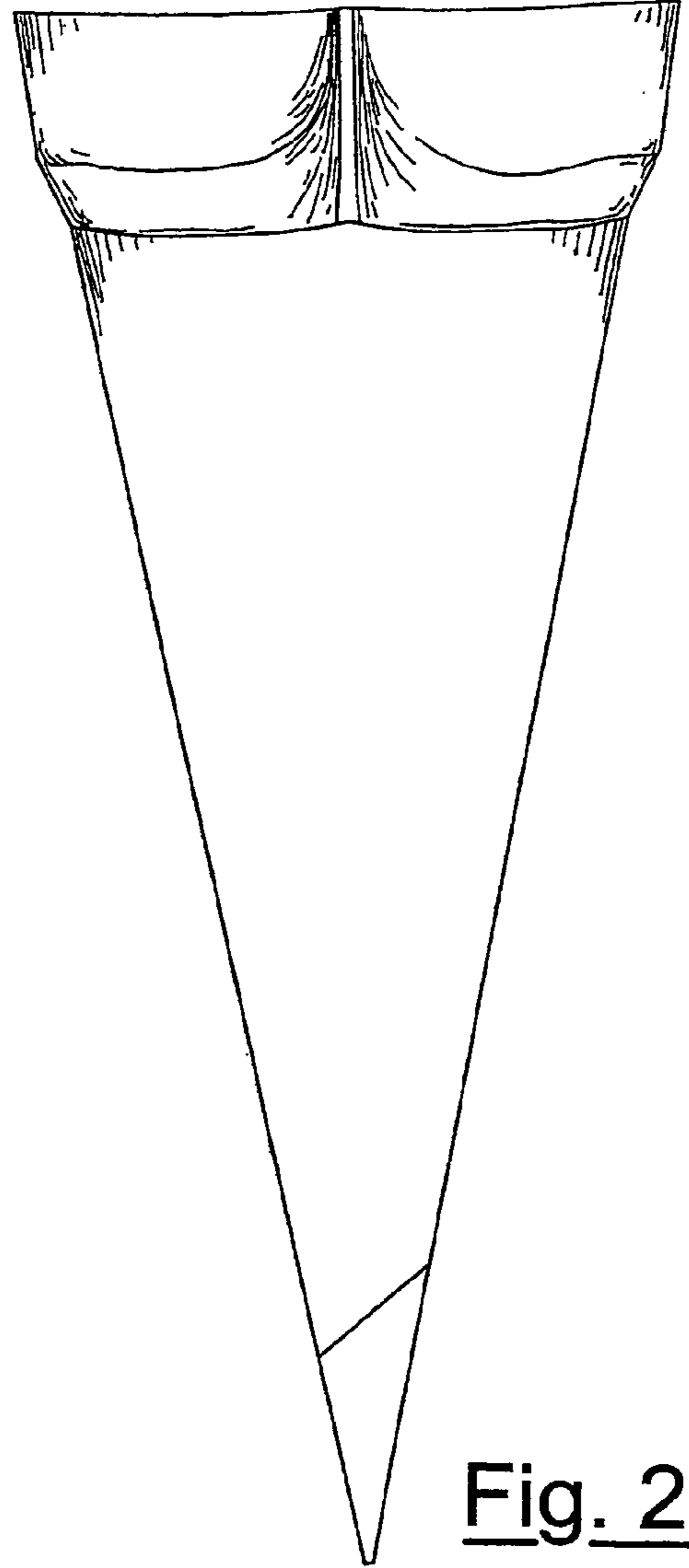
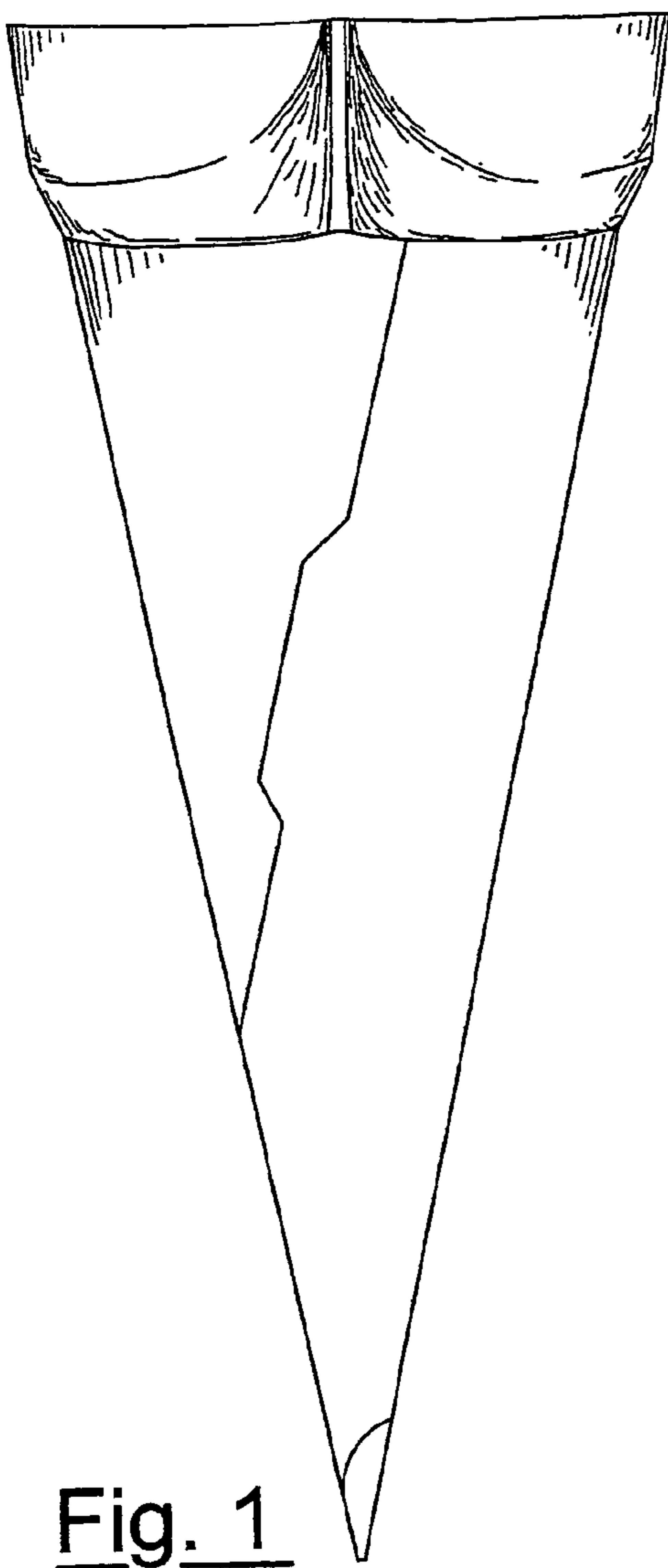
The ornamental design for an ice cream wrapper, as shown
and described.

DESCRIPTION

FIG. 1 is a front view of the wrap of the invention;
FIG. 2 is a rear view of the wrap of the invention;
FIG. 3 is a top view of the wrap of the invention;
FIG. 4 is a left side view of the wrap of the invention;
FIG. 5 is a right side view of the wrap of the invention;
FIG. 6 is a bottom view of the wrap of the invention; and,
FIG. 7 is a perspective view of the wrap of the invention.

1 Claim, 3 Drawing Sheets





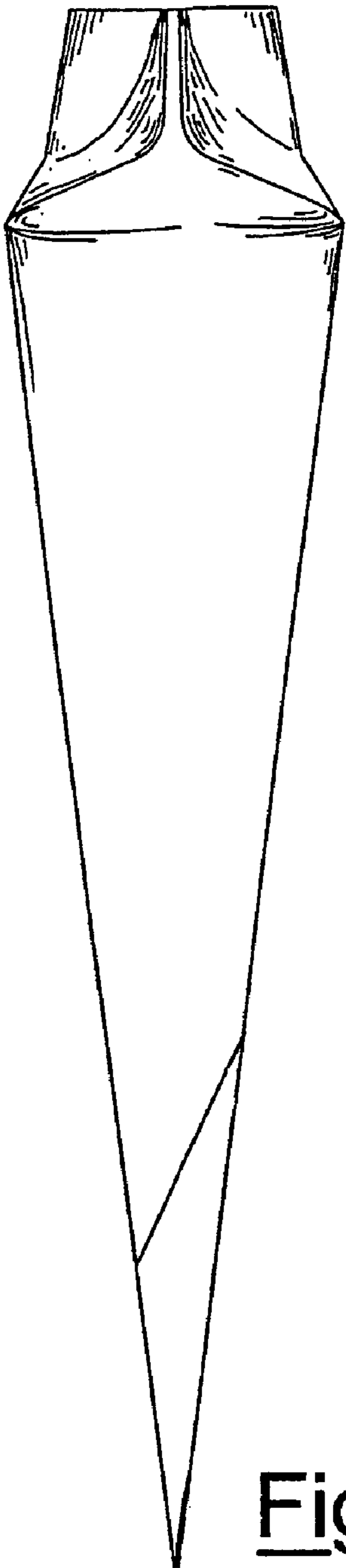


Fig. 4

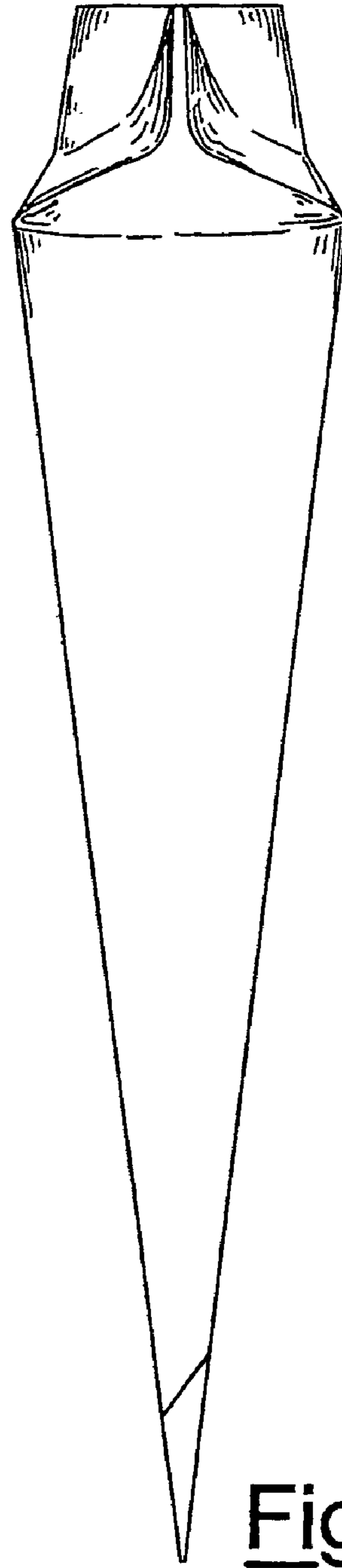


Fig. 5

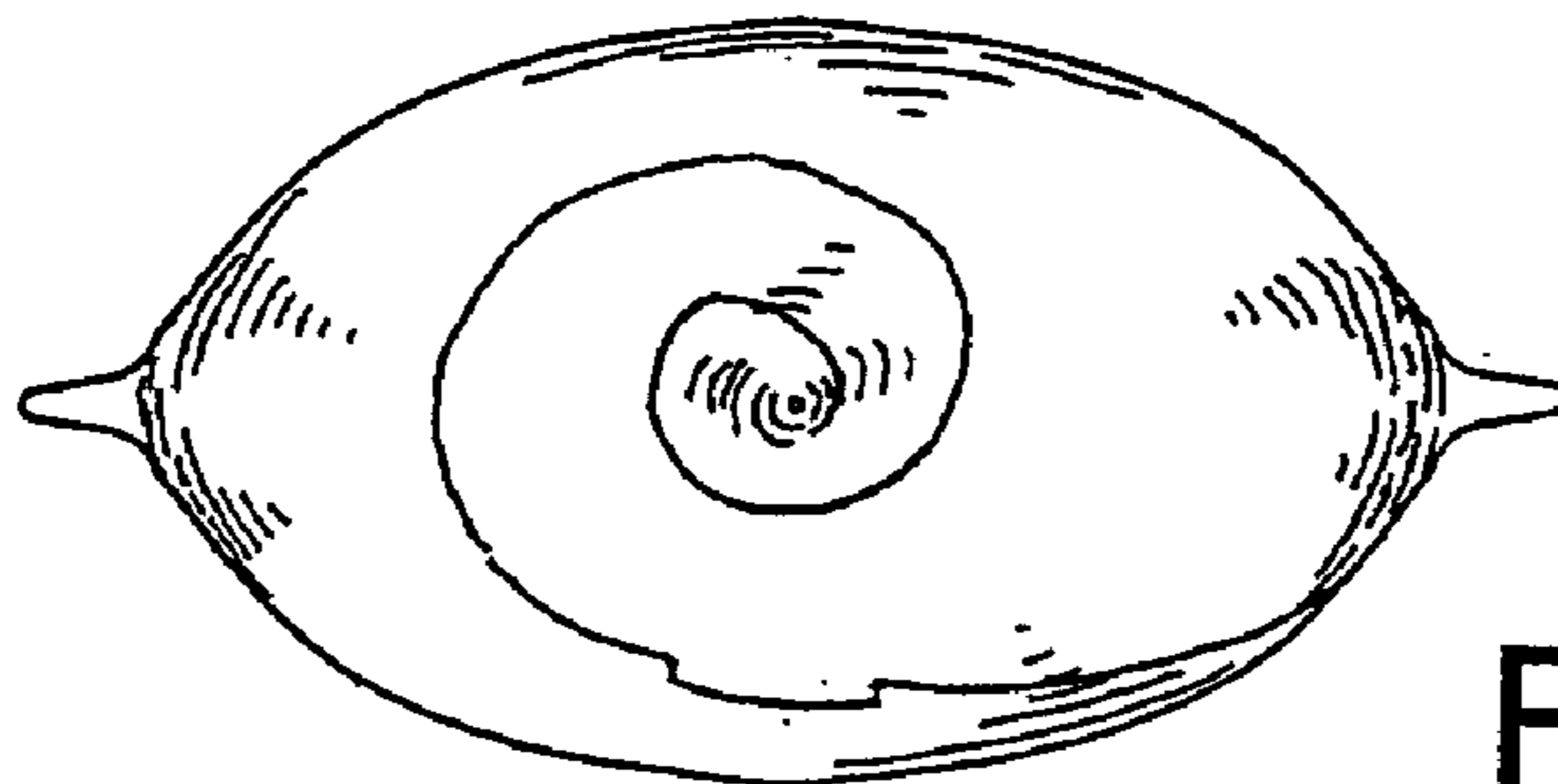


Fig. 6

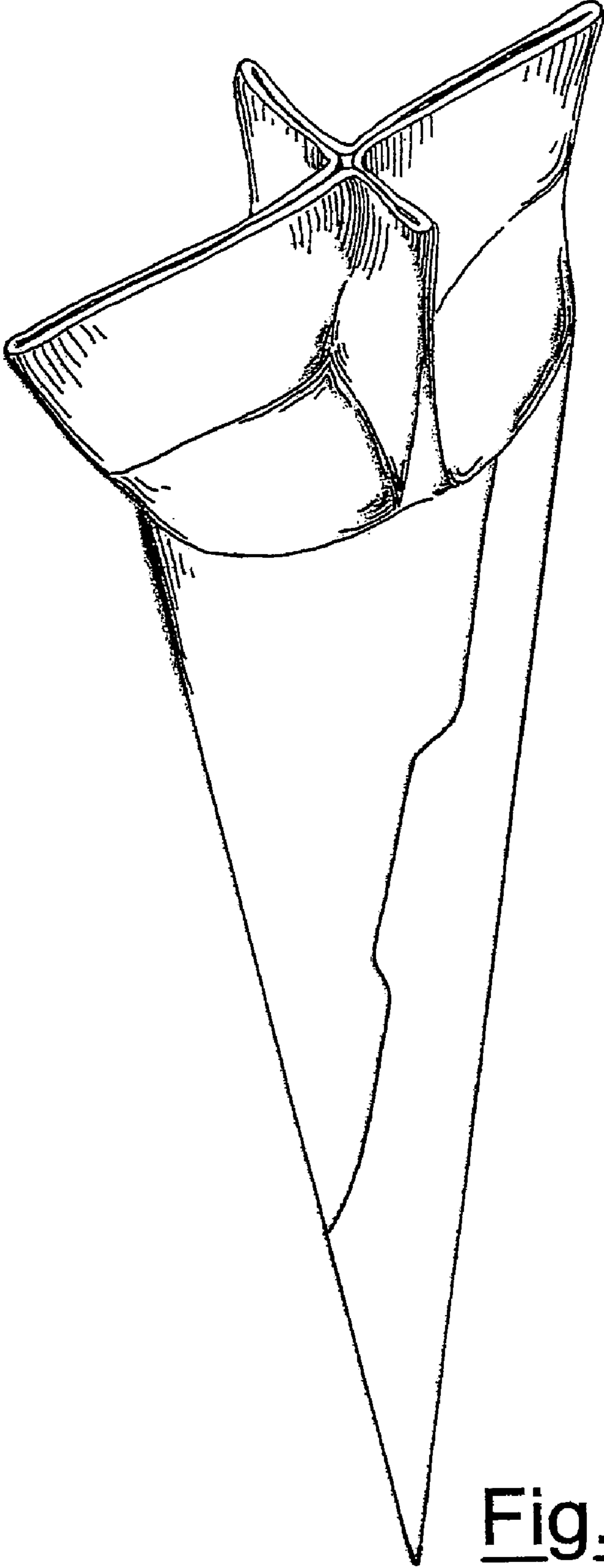


Fig. 7