

US00D547666S

(12) **United States Design Patent**  
**Hermel**

(10) **Patent No.:** **US D547,666 S**

(45) **Date of Patent:** **\*\* Jul. 31, 2007**

(54) **BOTTLE**

(75) Inventor: **Wilfried Hermel**, Le Havre Cedex (FR)

(73) Assignee: **Sidel**, Octeville sur Mer (FR)

(\*\*) Term: **14 Years**

(21) Appl. No.: **29/253,534**

(22) Filed: **Feb. 8, 2006**

(30) **Foreign Application Priority Data**

Oct. 7, 2005 (EM) ..... 000412192

(51) **LOC (8) Cl.** ..... **09-01**

(52) **U.S. Cl.** ..... **D9/552; D9/516; D9/520**

(58) **Field of Classification Search** ..... D9/516,  
D9/520, 552, 537, 540, 549, 541, 542, 543,  
D9/551, 553, 556, 557, 558, 554, 564, 565,  
D9/566, 567, 569, 571; 215/381, 382, 383,  
215/384, 385, 396, 398

See application file for complete search history.

(56) **References Cited**

**U.S. PATENT DOCUMENTS**

D370,178 S *	5/1996	Petre et al. ....	D9/520
D411,457 S *	6/1999	Ruda et al. ....	D9/538
D412,849 S *	8/1999	Fuquen et al. ....	D9/542
D414,693 S *	10/1999	Cheng et al. ....	D9/434
D423,940 S *	5/2000	Chimetto ....	D9/541
D463,292 S *	9/2002	Del Bianco ....	D9/560
D465,727 S *	11/2002	Duranthon ....	D9/620
D466,023 S *	11/2002	Eickmeier ....	D9/552

D480,650 S *	10/2003	Moore et al. ....	D9/540
D487,564 S *	3/2004	Beck et al. ....	D9/520
D493,370 S *	7/2004	Kamineni et al. ....	D9/552
D504,069 S *	4/2005	Gross et al. ....	D9/538
D508,854 S *	8/2005	Livingston ....	D9/516
D517,417 S *	3/2006	Livingston et al. ....	D9/552
D522,873 S *	6/2006	Forget ....	D9/552
D522,874 S *	6/2006	Livingston et al. ....	D9/552
D523,341 S *	6/2006	Livingston et al. ....	D9/516
D523,347 S *	6/2006	Livingston ....	D9/552
D526,906 S *	8/2006	Yorn et al. ....	D9/668
D528,003 S *	9/2006	Livingston et al. ....	D9/516

\* cited by examiner

*Primary Examiner*—Stella Reid

*Assistant Examiner*—Elizabeth J. Oswecki

(74) *Attorney, Agent, or Firm*—Marshall, Gerstein & Borun LLP

(57) **CLAIM**

The ornamental design for a bottle, as shown and described.

**DESCRIPTION**

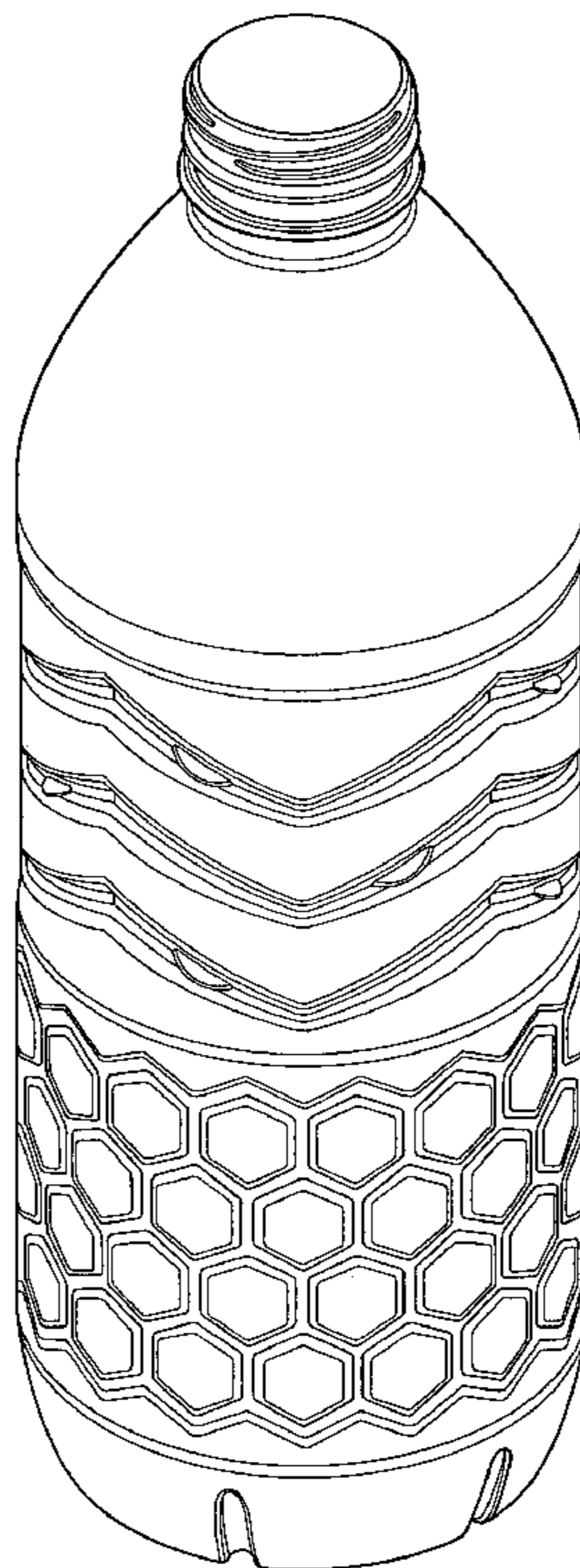
FIG. 1 is a perspective view of a bottle that has the design. FIGS. 2 and 3 are side views of the bottle, the other side views being identical thereto.

FIG. 4 is a bottom view of the bottle; and,

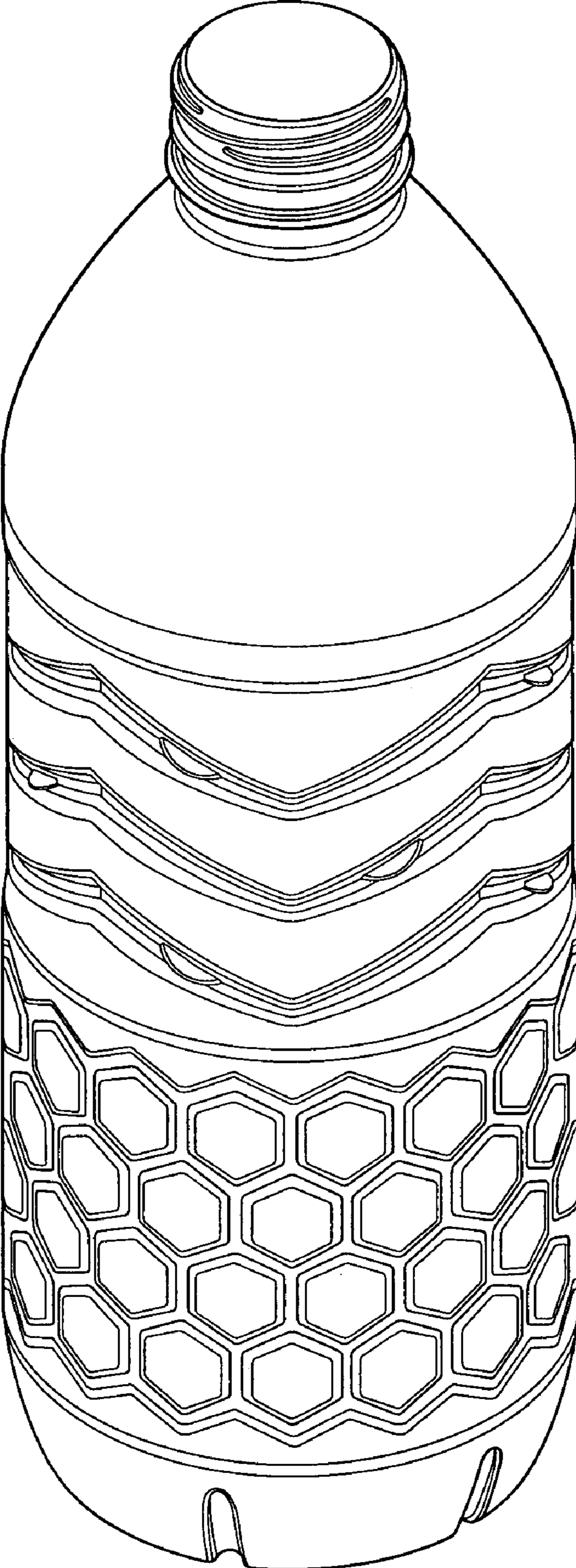
FIG. 5 is a top view of the bottle.

The broken line showing of FIG. 5 is for the purpose of illustrating portions of the bottle and forms no part of the claimed design.

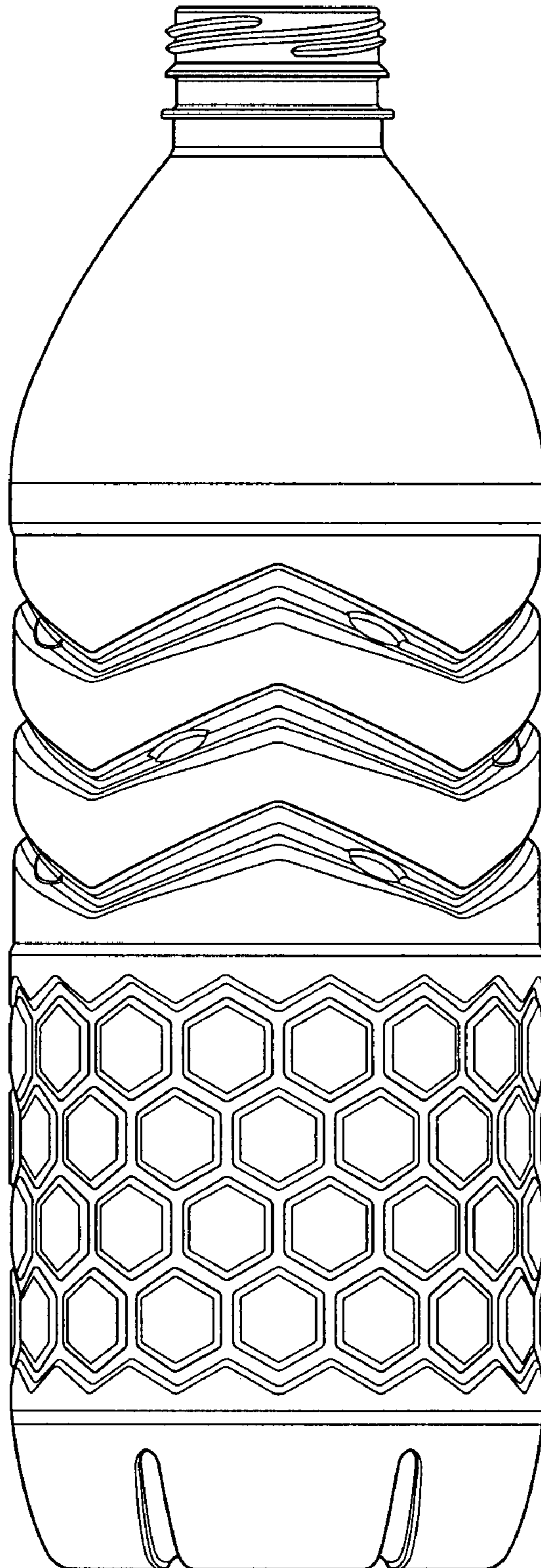
**1 Claim, 4 Drawing Sheets**



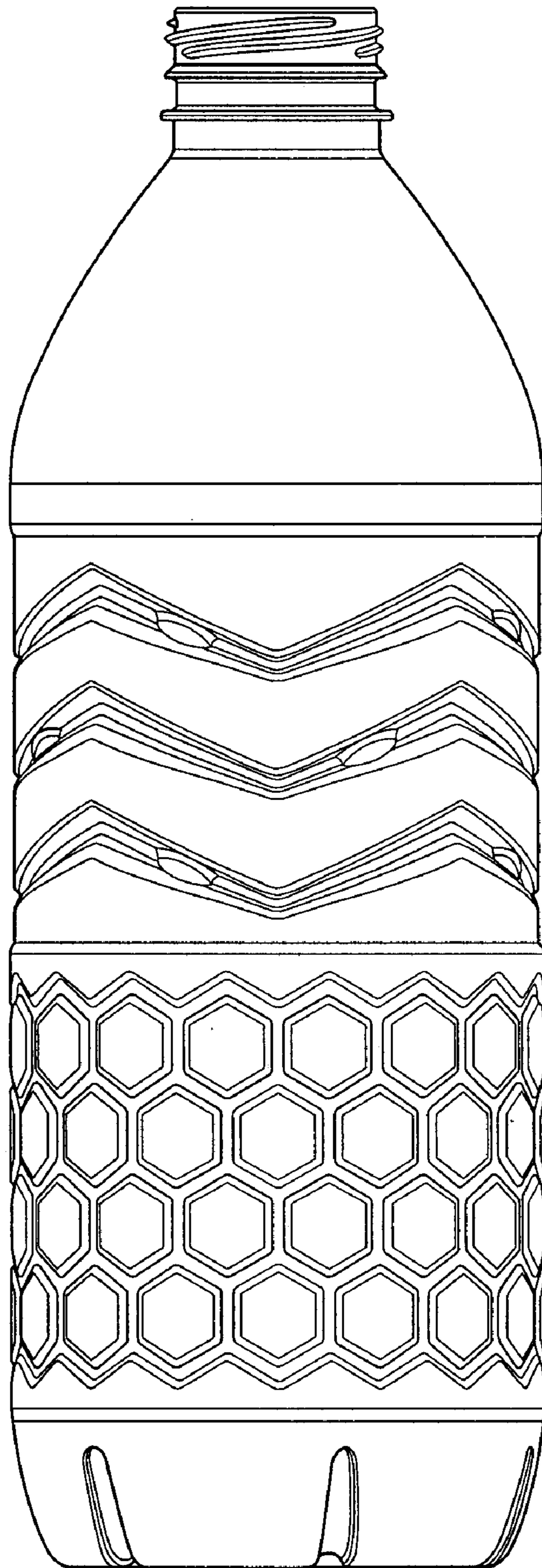
**FIG. 1**



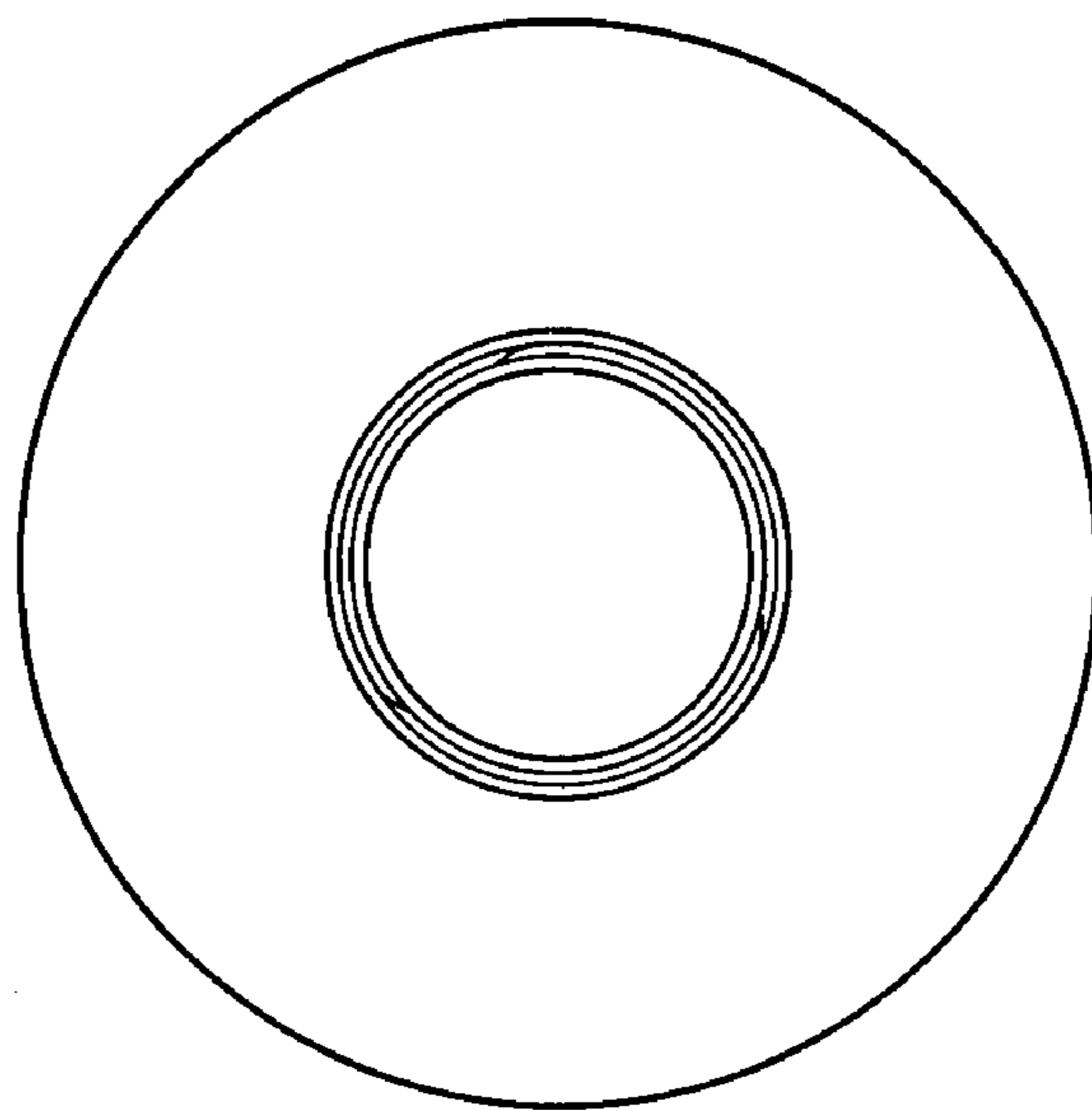
**FIG. 2**



**FIG. 3**



**FIG. 4**



**FIG. 5**

