



US00D547664S

(12) **United States Design Patent**
Davis et al.

(10) **Patent No.:** **US D547,664 S**
(45) **Date of Patent:** **** Jul. 31, 2007**

(54) **BOTTLE**

(75) Inventors: **Carie A. Davis**, Atlanta, GA (US);
Randall S. Brown, Kennesaw, GA
(US); **David Melrose**, Auckland (NZ);
Campbell Melrose-Allen, Auckland
(NZ); **Andrew Candy**, Auckland (NZ)

(73) Assignee: **The Coca-Cola Company**, Atlanta, GA
(US)

(**) Term: **14 Years**

(21) Appl. No.: **29/227,019**

(22) Filed: **Apr. 5, 2005**

(51) **LOC (8) Cl.** **09-01**

(52) **U.S. Cl.** **D9/538; D9/539; D9/557;**
D9/558

(58) **Field of Classification Search** **D9/502,**
D9/522, 530, 537-540, 549-552, 556-558,
D9/571, 575, 690-692, 772-777; D7/509-511,
D7/608; D24/197; 215/382-384, 396, 398,
215/11.1

See application file for complete search history.

(56) **References Cited**

U.S. PATENT DOCUMENTS

4,907,709 A * 3/1990 Abe et al. 215/252
5,603,436 A * 2/1997 Leoncavallo et al. ... 222/212 X
D379,151 S * 5/1997 Stevens D9/538 X
D380,671 S * 7/1997 Young D9/538
D394,011 S * 5/1998 Finch D9/556 X
D396,807 S * 8/1998 Lauth D9/538 X
D412,120 S * 7/1999 Payne et al. D9/540

5,927,533 A * 7/1999 Payne et al. 215/384
D470,772 S * 2/2003 Egger D9/537
D482,620 S * 11/2003 Kleckauskas et al. D9/530
D482,976 S * 12/2003 Melrose D9/537
D492,902 S * 7/2004 Lane D9/539
D504,069 S * 4/2005 Gross et al. D9/538
D518,726 S * 4/2006 Baker D9/502
D522,870 S * 6/2006 Venkataraman et al. D9/538
D522,871 S * 6/2006 Rowse et al. D9/539
D523,345 S * 6/2006 Kamineni D9/537
D525,138 S * 7/2006 Shmagin et al. D9/538
2005/0218108 A1 * 10/2005 Bangi et al. 215/384

FOREIGN PATENT DOCUMENTS

EM 000416243-0005 * 10/2005
GB 3011014 * 6/2003

* cited by examiner

Primary Examiner—Carol Rademaker

(74) *Attorney, Agent, or Firm*—Cherly J. Tubach

(57) **CLAIM**

We claim the ornamental design for a bottle, as shown.

DESCRIPTION

FIG. 1 is a top front left side perspective view of a bottle showing our new design;


FIG. 2 is a top plan view thereof;

FIG. 3 is a right side elevational view thereof; and,

FIG. 4 is a front elevational view thereof.

The broken lines shown in the drawings are for illustrative purposes only and form no part of the claimed design.

1 Claim, 2 Drawing Sheets



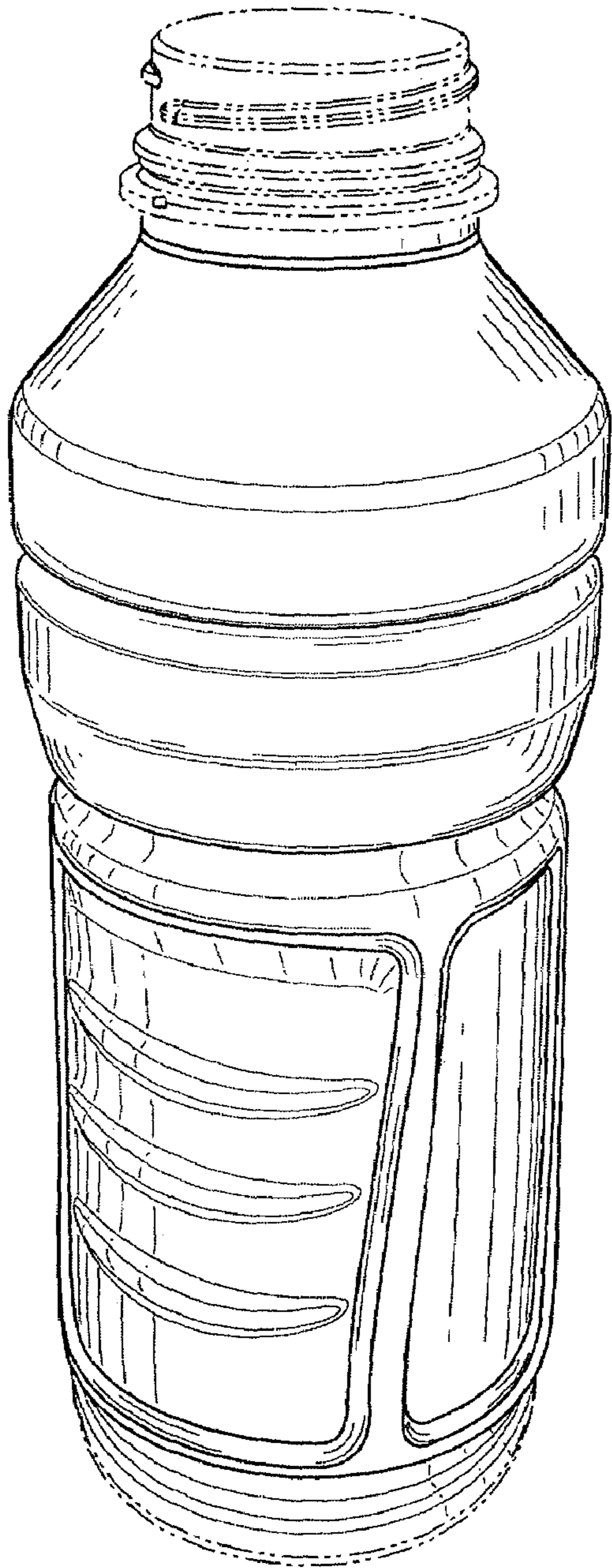


Fig. 1

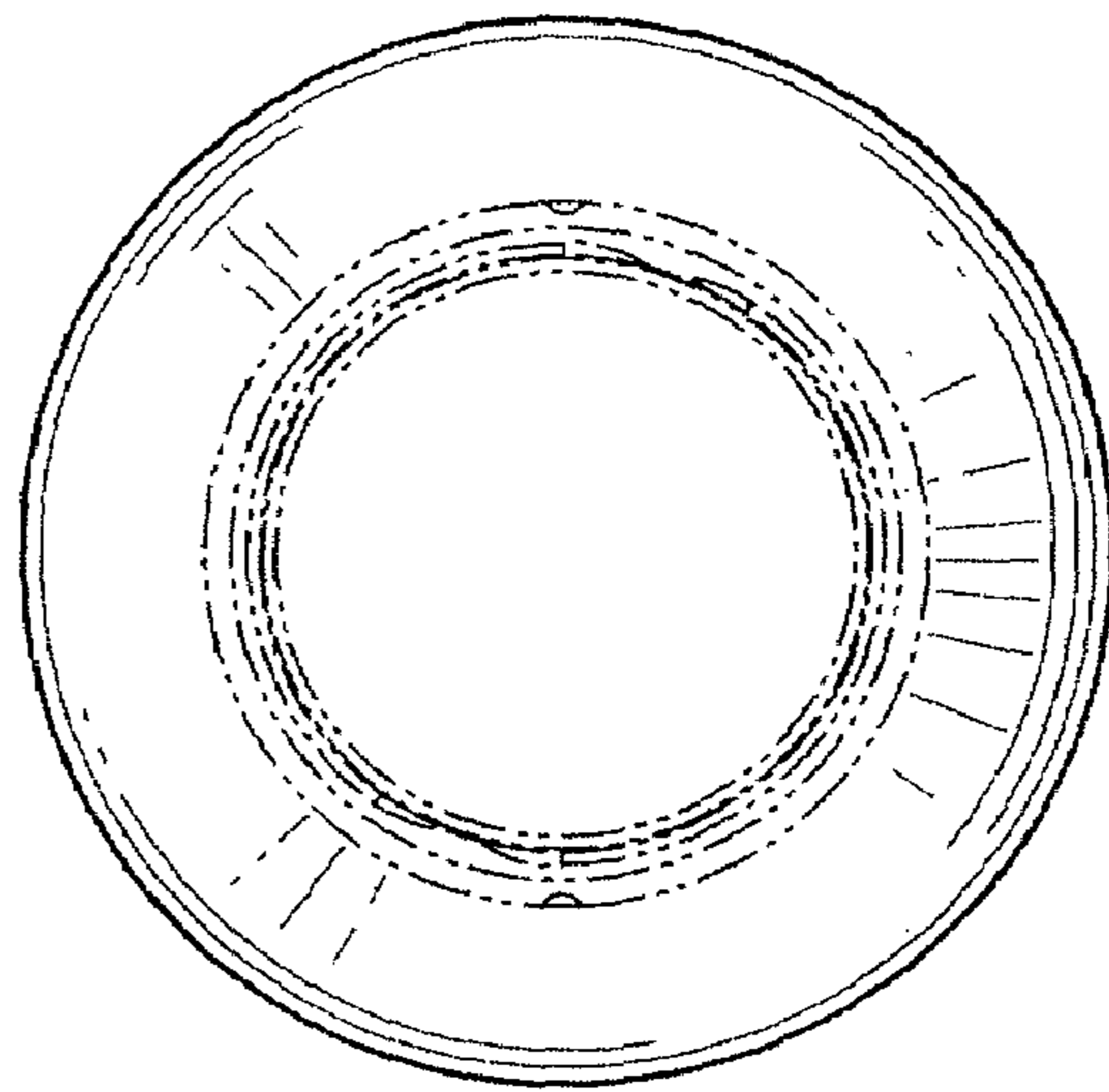


Fig. 2




Fig. 3

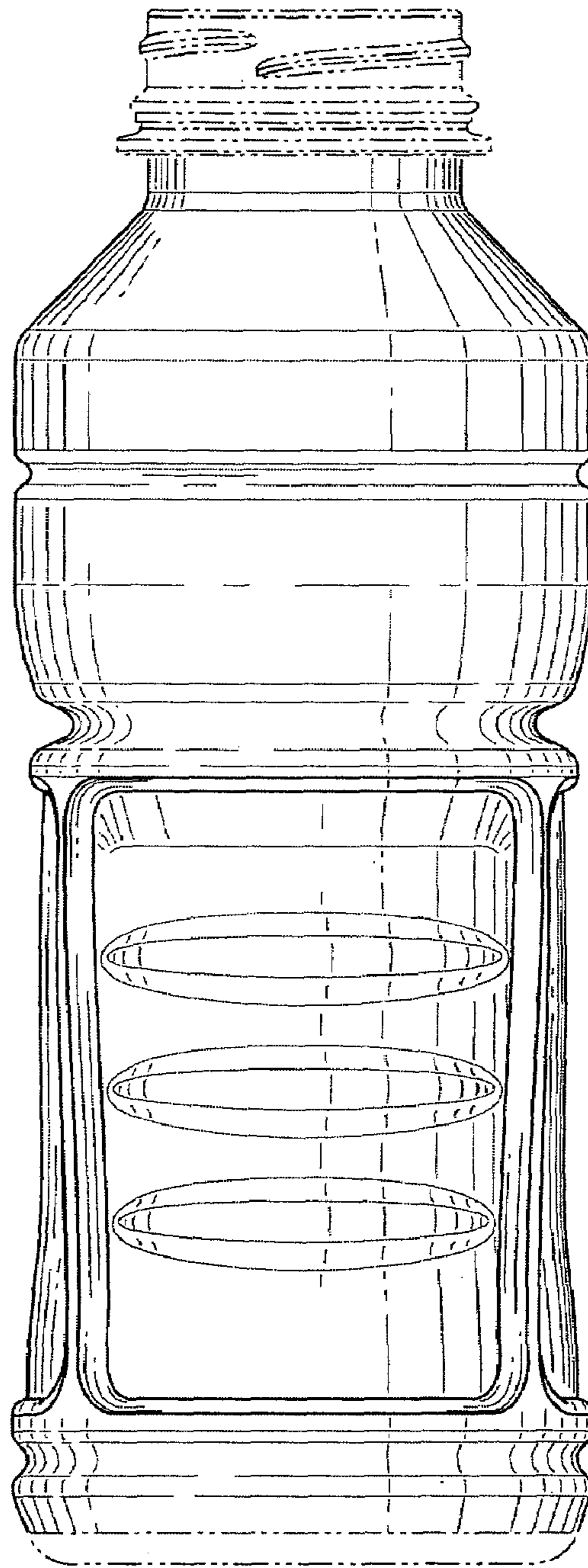


Fig. 4