



US00D547623S

(12) **United States Design Patent**
Mooney et al.

(10) **Patent No.:** **US D547,623 S**

(45) **Date of Patent:** **** Jul. 31, 2007**

(54) **SHRUBBER CUTTING BLADE UNIT**

D528,382 S * 9/2006 Baskar et al. D8/8
2006/0218796 A1* 10/2006 Heinzelmann 30/276

(75) Inventors: **Patrick Wade Mooney**, Brockville (CA); **Richard Rosa**, Kingston (CA); **Jason Busschaert**, Towson, MD (US)

* cited by examiner

(73) Assignee: **Black & Decker Inc.**, Newark, DE (US)

Primary Examiner—Holly H. Baynham

Assistant Examiner—Sheryl Friedman

(74) *Attorney, Agent, or Firm*—John Yun; Bruce S. Shapiro

(**) Term: **14 Years**

(57) **CLAIM**

(21) Appl. No.: **29/237,829**

The ornamental design for a shrubber cutting blade unit, as shown and described.

(22) Filed: **Sep. 7, 2005**

DESCRIPTION

(51) **LOC (8) Cl.** **08-01**

FIG. 1 is a front perspective view of a shrubber cutting blade unit in combination with a power tool housing;

(52) **U.S. Cl.** **D8/8**

FIG. 2 is a front perspective view of a shrubber cutting blade unit;

(58) **Field of Classification Search** D8/1,
D8/5, 6, 7, 8; 56/12.7, 233–237; 30/138,
30/208–210, 216, 276, 382–383

See application file for complete search history.

FIG. 3 is a left side view of a shrubber cutting blade unit;

FIG. 4 is a right side view of a shrubber cutting blade unit;

FIG. 5 is a top view of a shrubber cutting blade unit;

FIG. 6 is a bottom view of a shrubber cutting blade unit;

FIG. 7 is a front view of a shrubber cutting blade unit; and,

FIG. 8 is a rear view of a shrubber cutting blade unit.

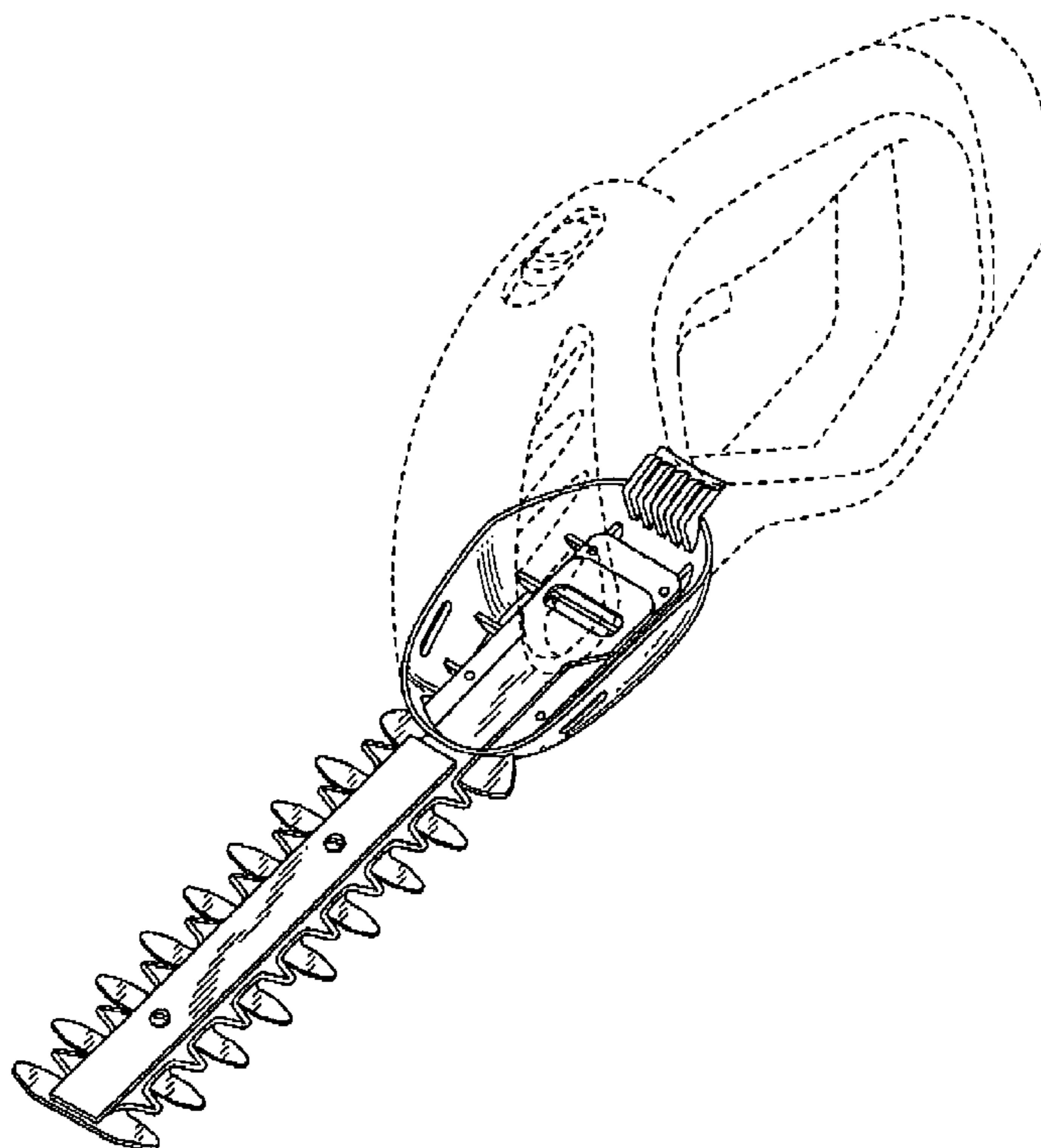
The broken line showing of a power tool housing is for illustrative purposes only and forms no part of the claimed design.

(56) **References Cited**

U.S. PATENT DOCUMENTS

D313,538 S *	1/1991	Fushiya et al.	D8/8
D372,407 S *	8/1996	Haneda et al.	D8/8
D389,707 S *	1/1998	Ohi et al.	D8/8
D460,329 S *	7/2002	Waldron	D8/9
D460,667 S *	7/2002	Waldron	D8/8
D463,228 S *	9/2002	Cooper	D8/8
D463,229 S *	9/2002	Gabriel	D8/8
D505,602 S *	5/2005	Houghton	D8/8
D522,818 S *	6/2006	Andriolo	D8/8

1 Claim, 8 Drawing Sheets



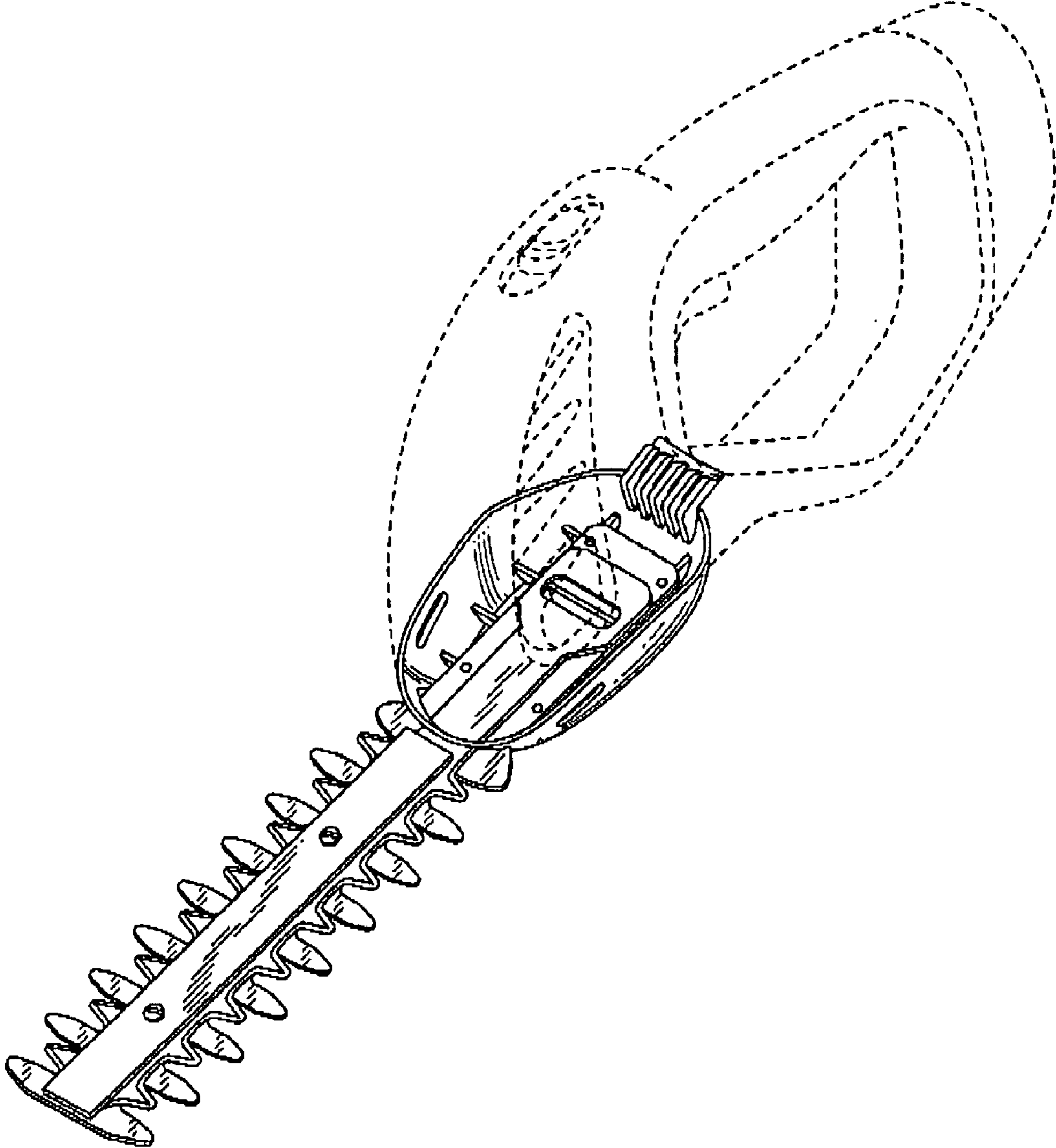


FIG. 1

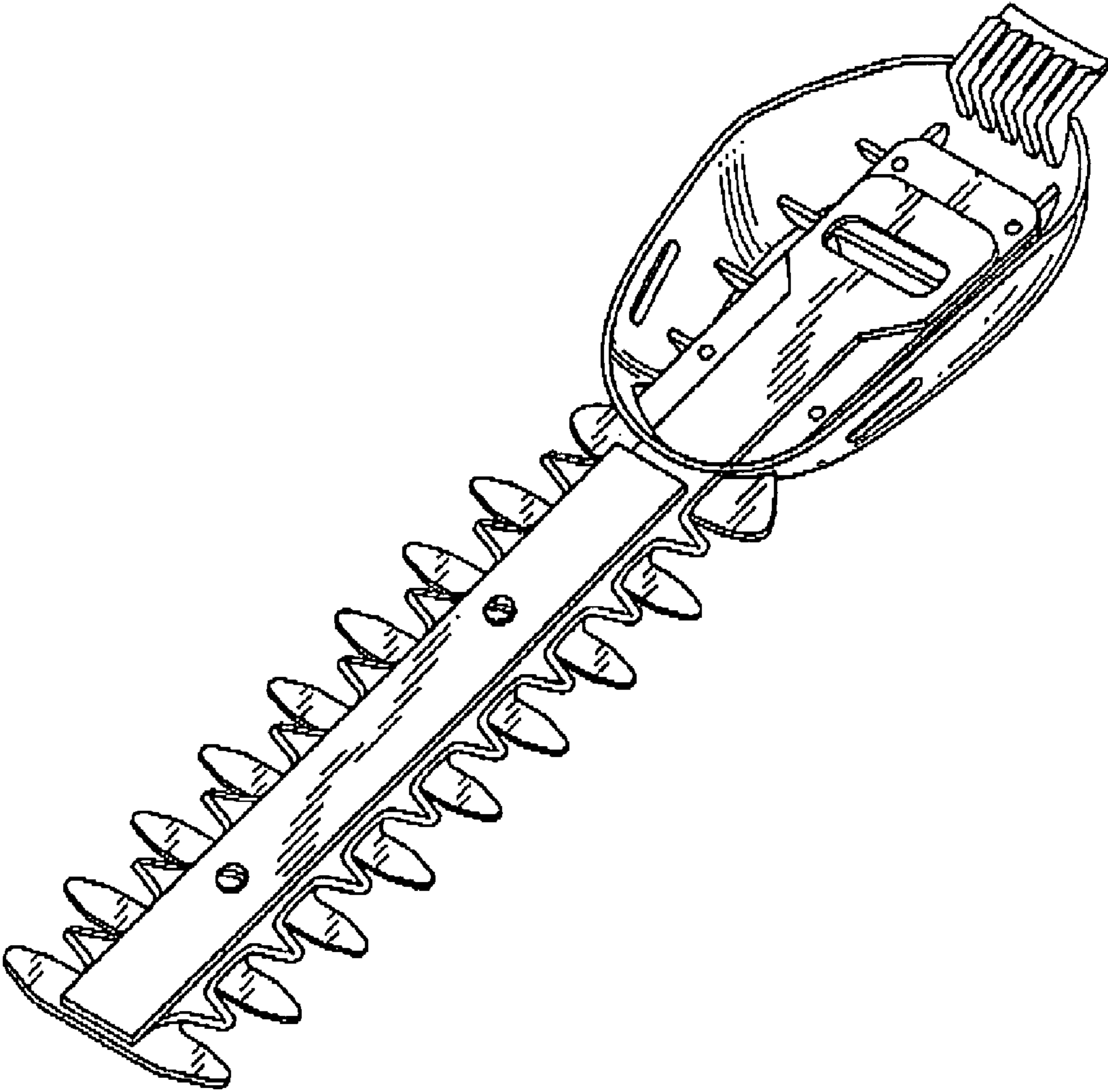


FIG. 2

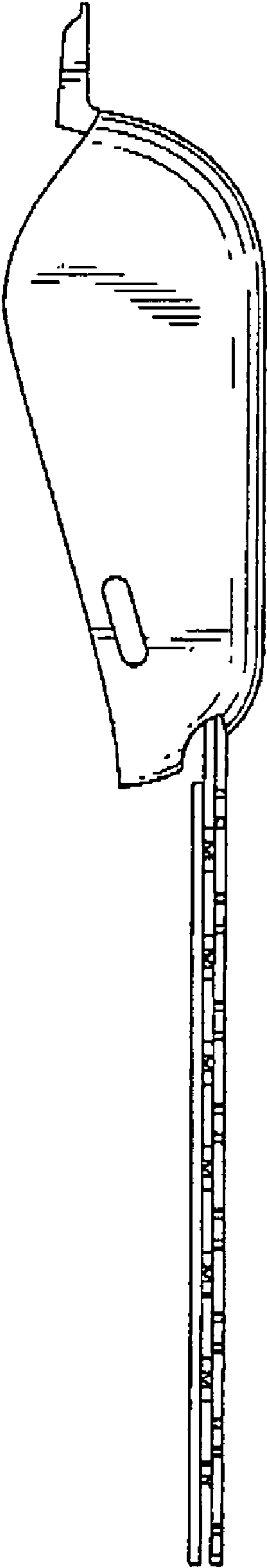


FIG. 3

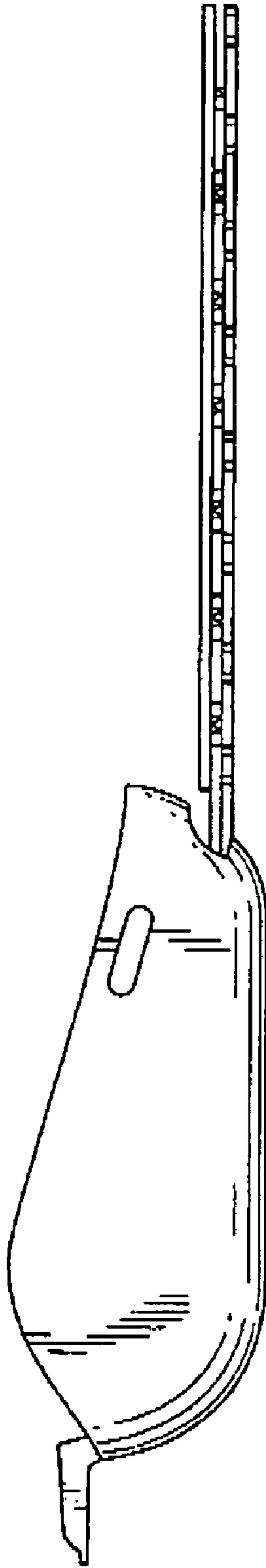


FIG. 4

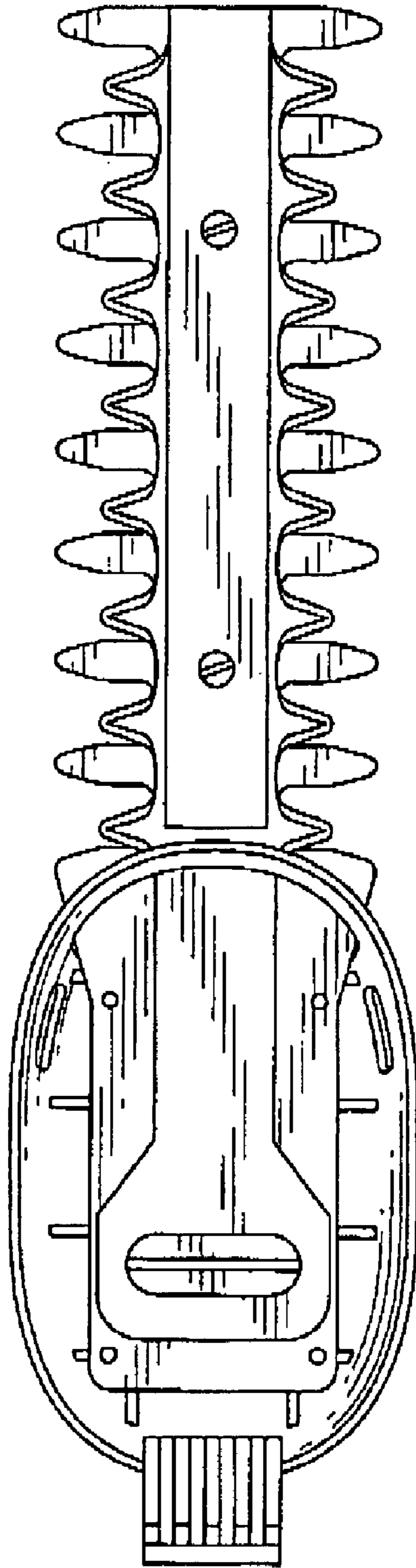


FIG. 5

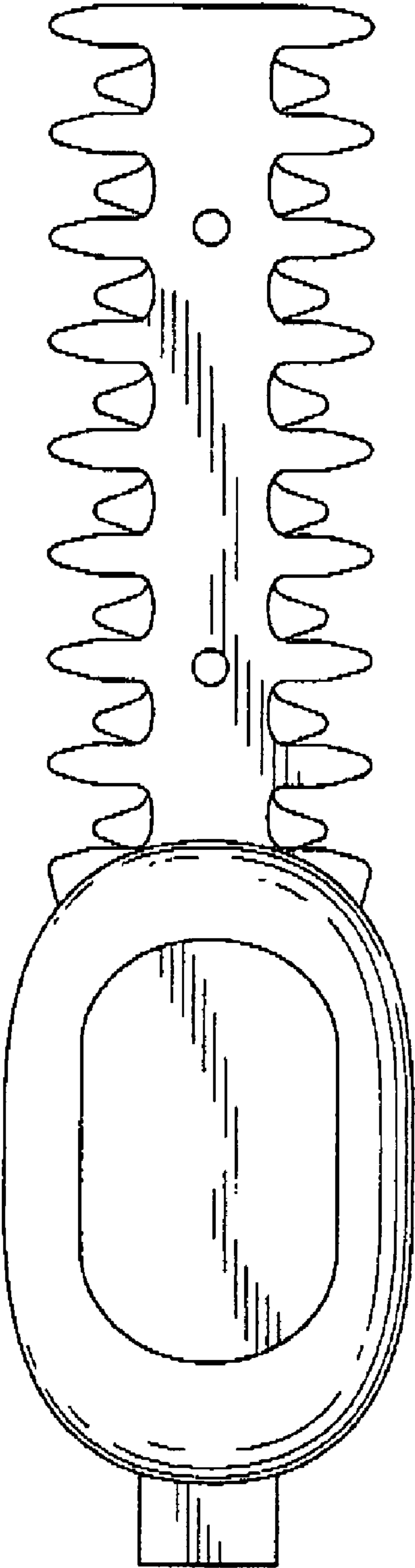


FIG. 6




FIG. 7




FIG. 8