



US00D547597S

(12) **United States Design Patent**  
**Levy et al.**

(10) **Patent No.:** **US D547,597 S**  
(45) **Date of Patent:** **\*\* Jul. 31, 2007**

(54) **BAKING PAN**

(75) Inventors: **David E. Levy**, Chicago, IL (US);  
**Yury Galperin**, Northbrook, IL (US);  
**David E. Barnard**, St. Paul, MN (US);  
**Mark Cors**, Columbus, WI (US);  
**Rachel DeSmidt**, Monona, WI (US);  
**Nicholas Reback**, Monona, WI (US)

(73) Assignee: **WKI Holding Company, Inc.**,  
Rosemont, IL (US)

(\*\*) Term: **14 Years**

(21) Appl. No.: **29/268,945**

(22) Filed: **Nov. 16, 2006**

(51) **LOC (8) Cl.** ..... **07-02**

(52) **U.S. Cl.** ..... **D7/354**

(58) **Field of Classification Search** ..... D7/323,  
D7/354-360, 392.1, 393, 396.1, 538, 543,  
D7/550.1, 551, 552.1, 553.1, 554.1-554.4,  
D7/602, 698; 99/324, 339, 422, 448; 206/557;  
220/573.1, 573.4, 574, 912; 294/172

See application file for complete search history.

(56) **References Cited**

**U.S. PATENT DOCUMENTS**

73,303 A	1/1868	Elder	
344,193 A	6/1886	Mitchell	
366,478 A	7/1887	Hagerty	
539,917 A	5/1895	Kingsbury	
1,191,672 A	7/1916	Crosby	
1,707,655 A	4/1929	Cohn	
1,913,337 A	6/1933	Manicke	
D177,360 S	4/1956	Becker	
D178,985 S *	10/1956	Block	..... D7/545
4,186,217 A	1/1980	Tchack	

D348,805 S *	7/1994	Cautereels	..... D7/602
5,503,063 A	4/1996	Sebald	
5,526,735 A	6/1996	Hacker et al.	
D378,561 S	3/1997	Ferris et al.	
D379,135 S *	5/1997	Vina	..... D7/552.1
D380,938 S *	7/1997	Indeiku	..... D7/554.3
D381,560 S *	7/1997	Indeiku	..... D7/538
5,644,976 A	7/1997	Muchin et al.	
D382,445 S *	8/1997	Indeiku	..... D7/554.2
D385,156 S *	10/1997	Bouldstridge Balari	... D7/554.2
5,776,532 A	7/1998	Wang	
5,800,853 A	9/1998	Wang	
D417,367 S	12/1999	Laib	
6,010,005 A *	1/2000	Reames et al.	..... 206/557

(Continued)

*Primary Examiner*—Cathron C. Brooks

*Assistant Examiner*—Ricky Pham

(74) *Attorney, Agent, or Firm*—McDermott Will & Emery  
LLP

(57) **CLAIM**

We claim the ornamental design for a baking pan, as shown and described.

**DESCRIPTION**

FIG. 1 is a perspective view of a baking pan according to the new design;

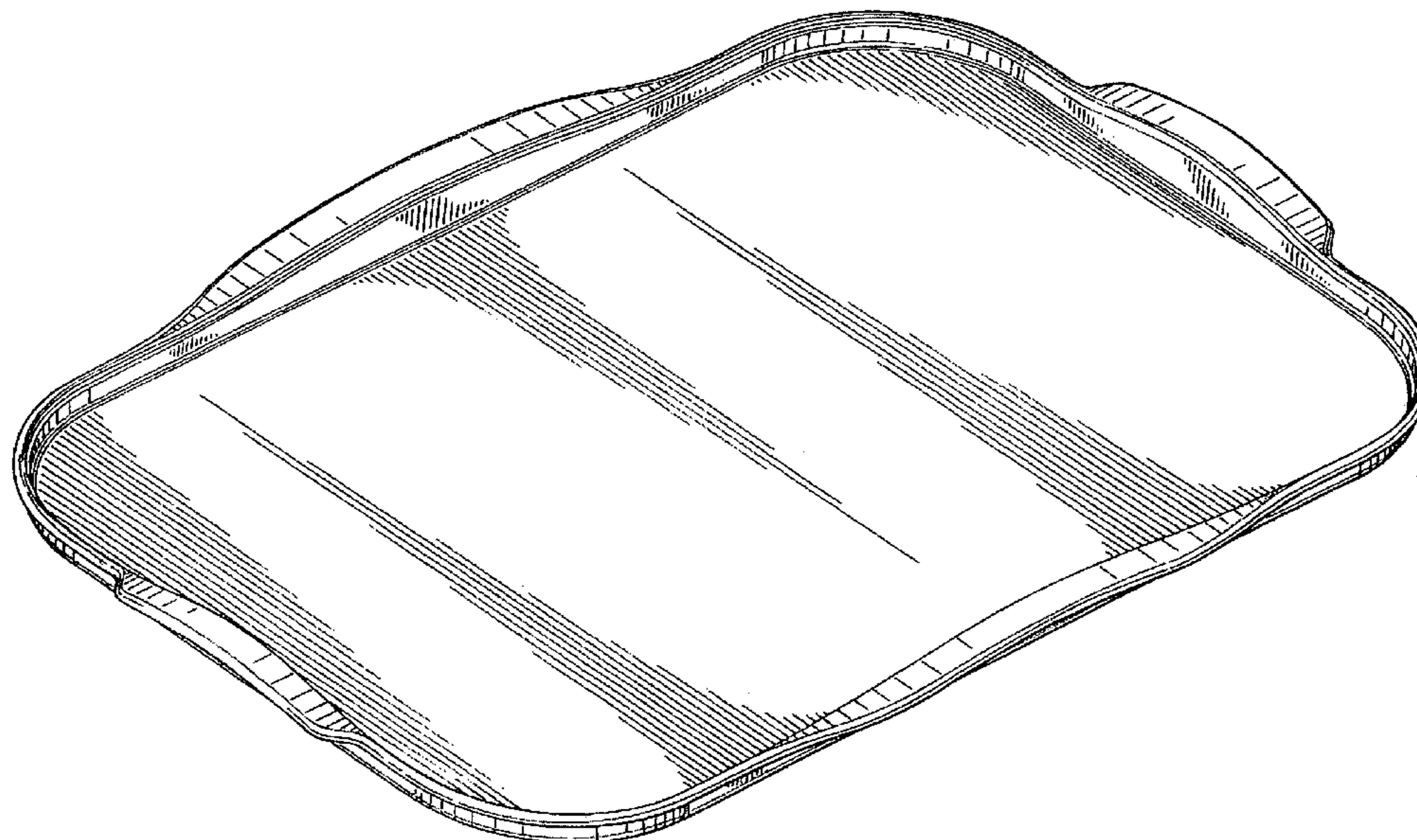
FIG. 2 is a top view of the baking pan shown in FIG. 1;

FIG. 3 is a front view of the baking pan shown in FIG. 1, the rear view being identical thereto;

FIG. 4 is a left side view of the baking pan shown in FIG. 1, the ride side view being identical thereto; and,

FIG. 5 is a bottom view of the baking pan shown in FIG. 1.

**1 Claim, 3 Drawing Sheets**



# US D547,597 S

Page 2

---

## U.S. PATENT DOCUMENTS

D427,009 S	6/2000	Iyengar et al.			
D434,606 S *	12/2000	Reames et al. ....	D7/552.1		
D436,495 S *	1/2001	Ferrer .....	D7/360		
6,213,005 B1	4/2001	Sherman et al.			
D443,467 S	6/2001	Bradley			
D445,632 S	7/2001	Bradley			
D445,633 S	7/2001	Bradley			
D451,347 S	12/2001	Kleckauskas et al.			
D469,654 S	2/2003	Cooper et al.			
D470,005 S	2/2003	Cooper et al.			
D470,006 S	2/2003	Cooper et al.			
D470,712 S	2/2003	Swinford et al.			
D470,713 S	2/2003	Swinford et al.			
D471,398 S	3/2003	Swinford et al.			
6,640,695 B2	11/2003	Stark			
D508,818 S *	8/2005	Hawkins et al. ....	D7/360		
D539,075 S *	3/2007	Schuler .....	D7/354		
2002/0000442 A1	1/2002	Howard et al.			

\* cited by examiner



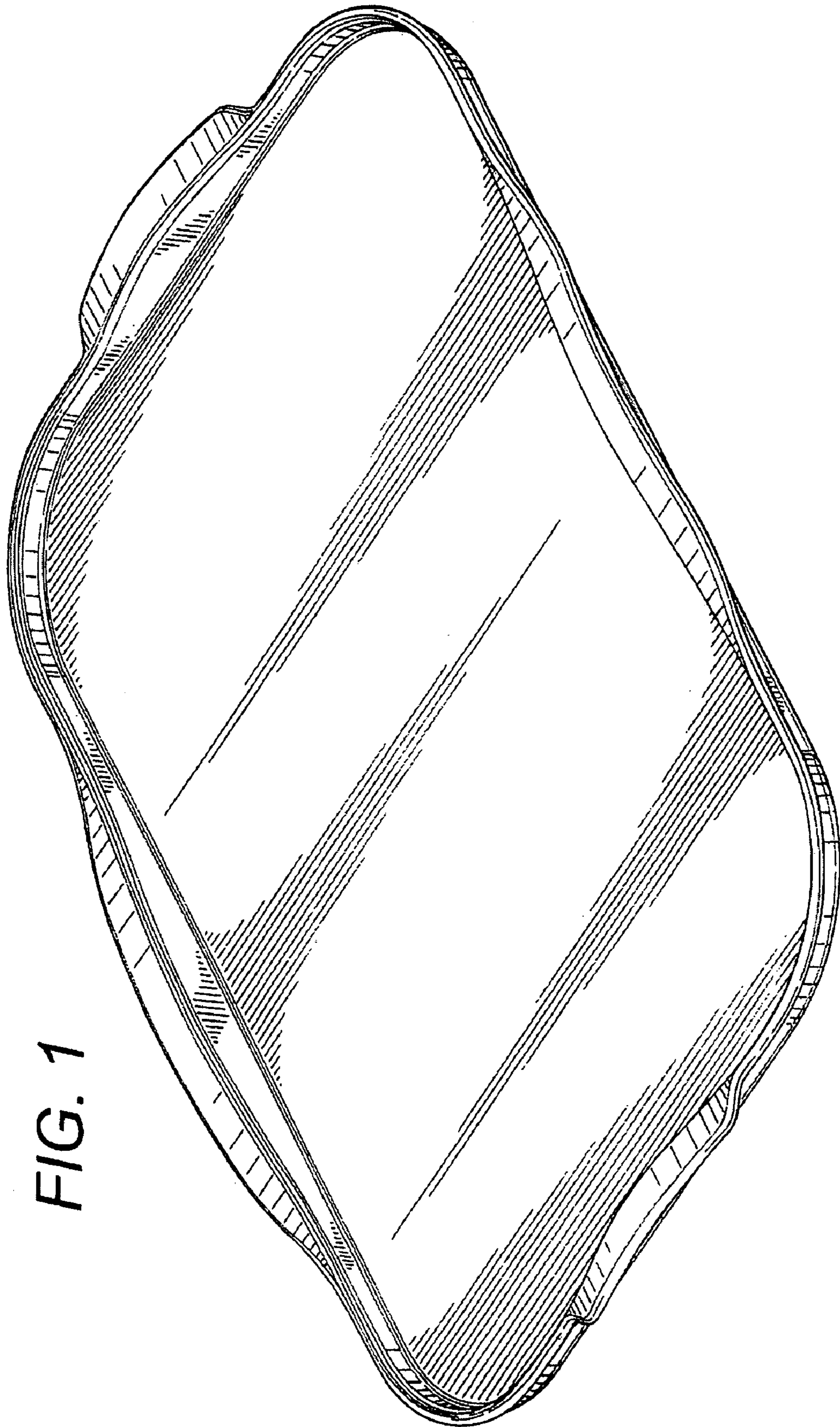


FIG. 1

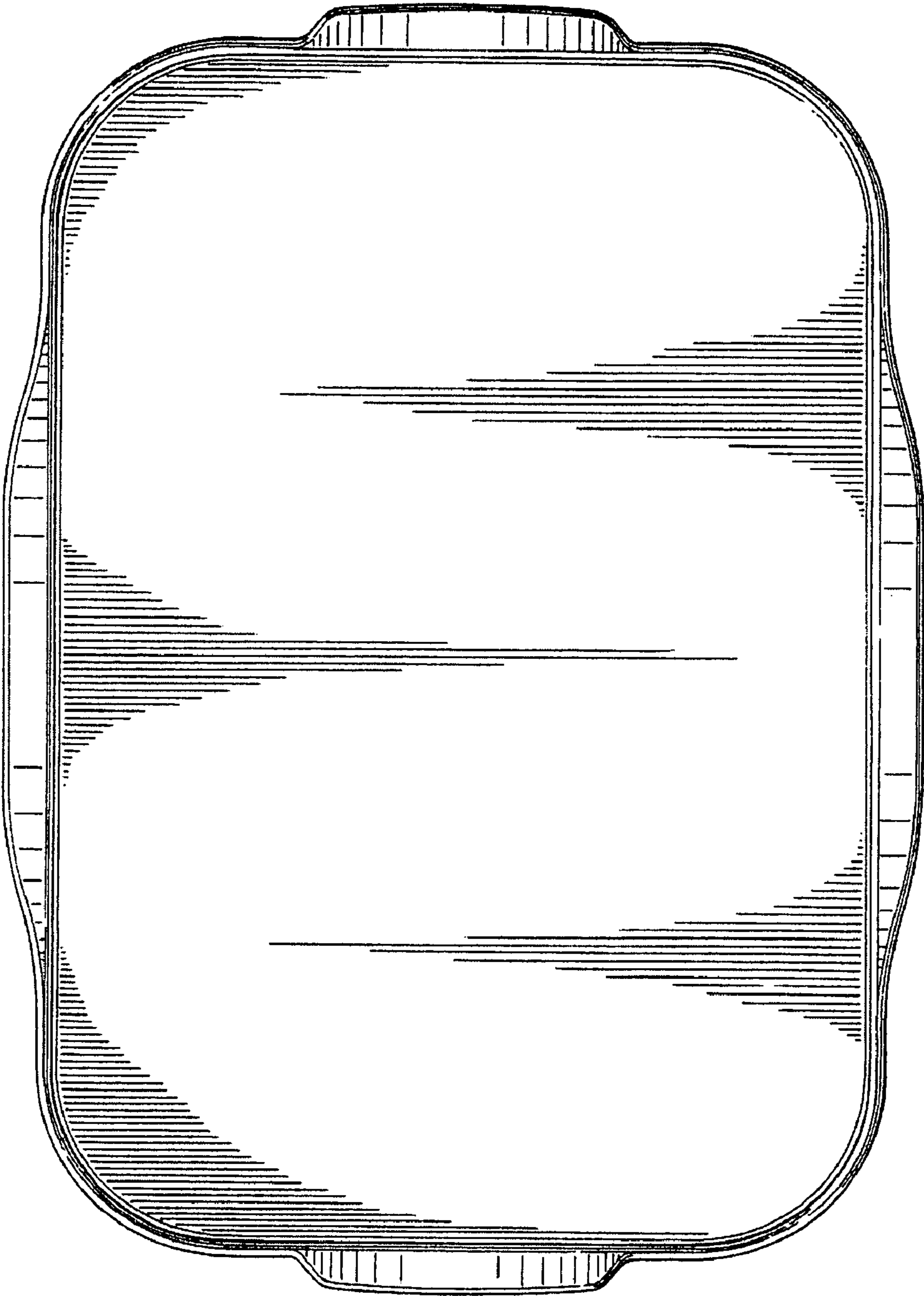


FIG. 2



FIG. 3

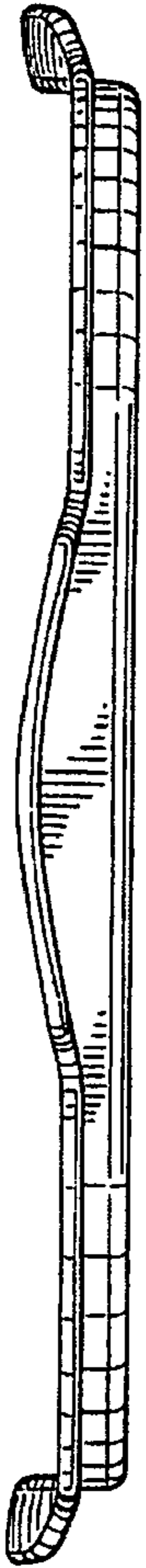


FIG. 4

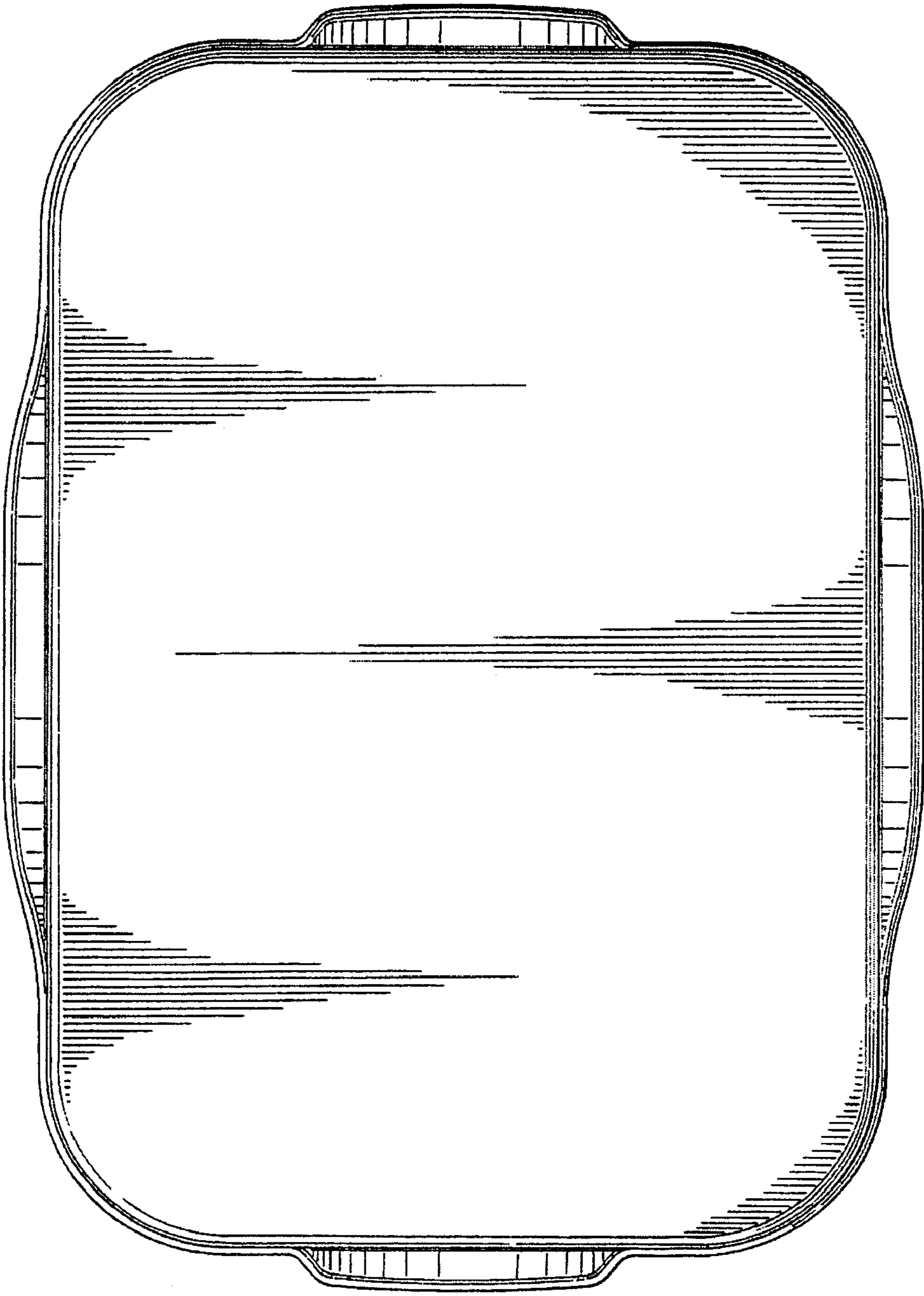


FIG. 5