



US00D547596S

(12) **United States Design Patent**
Levy et al.

(10) **Patent No.:** **US D547,596 S**
(45) **Date of Patent:** **** Jul. 31, 2007**

(54) **BAKING PAN**

(75) Inventors: **David E. Levy**, Chicago, IL (US);
Yury Galperin, Northbrook, IL (US);
David E. Barnard, St. Paul, MN (US);
Mark Cors, Columbus, WI (US);
Rachel DeSmidt, Monona, WI (US);
Nicholas Reback, Monona, WI (US)

(73) Assignee: **WKI Holding Company, Inc.**,
Rosemont, IL (US)

(**) Term: **14 Years**

(21) Appl. No.: **29/268,943**

(22) Filed: **Nov. 16, 2006**

(51) **LOC (8) Cl.** **07-02**

(52) **U.S. Cl.** **D7/354**

(58) **Field of Classification Search** D7/323,
D7/354-360, 392.1, 393, 396.1, 543, 545,
D7/550.1, 551.1, 552.1, 553.1, 554.1-554.4,
D7/602, 698; 99/324, 339, 422, 446, 448;
220/573.1-573.4, 574, 912; 294/172

See application file for complete search history.

(56) **References Cited**

U.S. PATENT DOCUMENTS

73,303 A	1/1868	Elder	
344,193 A	6/1886	Mitchell	
366,478 A	7/1887	Hagerty	
539,917 A	5/1895	Kingsbury	
1,191,672 A	7/1916	Crosby	
1,707,655 A	4/1929	Cohn	
1,913,337 A	6/1933	Manicke	
D112,178 S *	11/1938	Reinecke et al. D7/545
D177,360 S	4/1956	Becker et al.	
4,186,217 A	1/1980	Tchack	

D316,210 S *	4/1991	Giugiaro D7/545
D321,302 S *	11/1991	Zimmerman D7/392.1
D368,834 S *	4/1996	Lillelund et al. D7/698
5,503,063 A	4/1996	Sebald	
5,526,735 A	6/1996	Hacker et al.	
D378,561 S	3/1997	Ferris et al.	
5,644,976 A	7/1997	Muchin et al.	
D382,445 S *	8/1997	Indekeu D7/554.2
D385,156 S *	10/1997	Bouldstridge Balari	... D7/554.2
5,776,532 A	7/1998	Wang	
5,800,853 A	9/1998	Wang	
D417,367 S	12/1999	Laib	
D427,009 S	6/2000	Iyengar et al.	
D432,355 S *	10/2000	Bouldstridge D7/396.1

(Continued)

Primary Examiner—Cathron C. Brooks

Assistant Examiner—Ricky Pham

(74) *Attorney, Agent, or Firm*—McDermott Will & Emery
LLP

(57) **CLAIM**

We claim the ornamental design for a baking pan, as shown and described.

DESCRIPTION

FIG. 1 is a perspective view of a baking pan according to the new design;

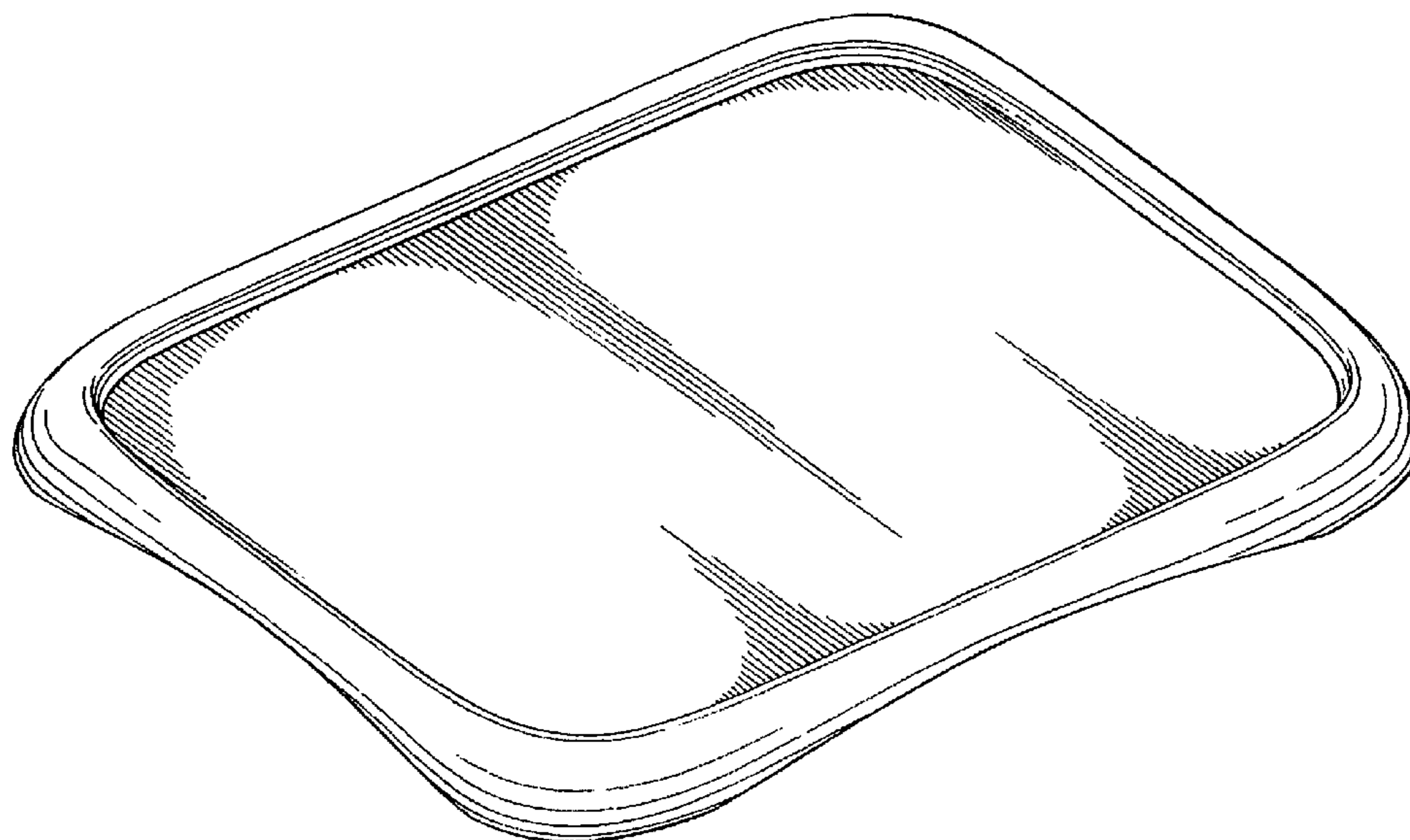
FIG. 2 is a top view of the baking pan shown in FIG. 1;

FIG. 3 is a front view of the baking pan shown in FIG. 1, the rear view being identical thereto;

FIG. 4 is a left side view of the baking pan shown in FIG. 1, the right side view being identical thereto; and,

FIG. 5 is a bottom view of the baking pan shown in FIG. 1.

1 Claim, 3 Drawing Sheets



US D547,596 S

Page 2

U.S. PATENT DOCUMENTS					
			D470,006 S	2/2003	Cooper et al.
			D470,712 S	2/2003	Swinford et al.
			D470,713 S	2/2003	Swinford et al.
			D471,398 S	3/2003	Swinford et al.
			6,640,695 B2	11/2003	Stark
			D490,656 S *	6/2004	Levien D7/554.2
			2002/0000442 A1	1/2002	Howard et al.
6,213,005 B1	4/2001	Sherman et al.			
D443,467 S	6/2001	Bradley			
D445,632 S	7/2001	Bradley			
D445,633 S	7/2001	Bradley			
D451,347 S	12/2001	Kleckauskas et al.			
D469,654 S	2/2003	Cooper et al.			
D470,005 S *	2/2003	Cooper et al. D7/360			* cited by examiner

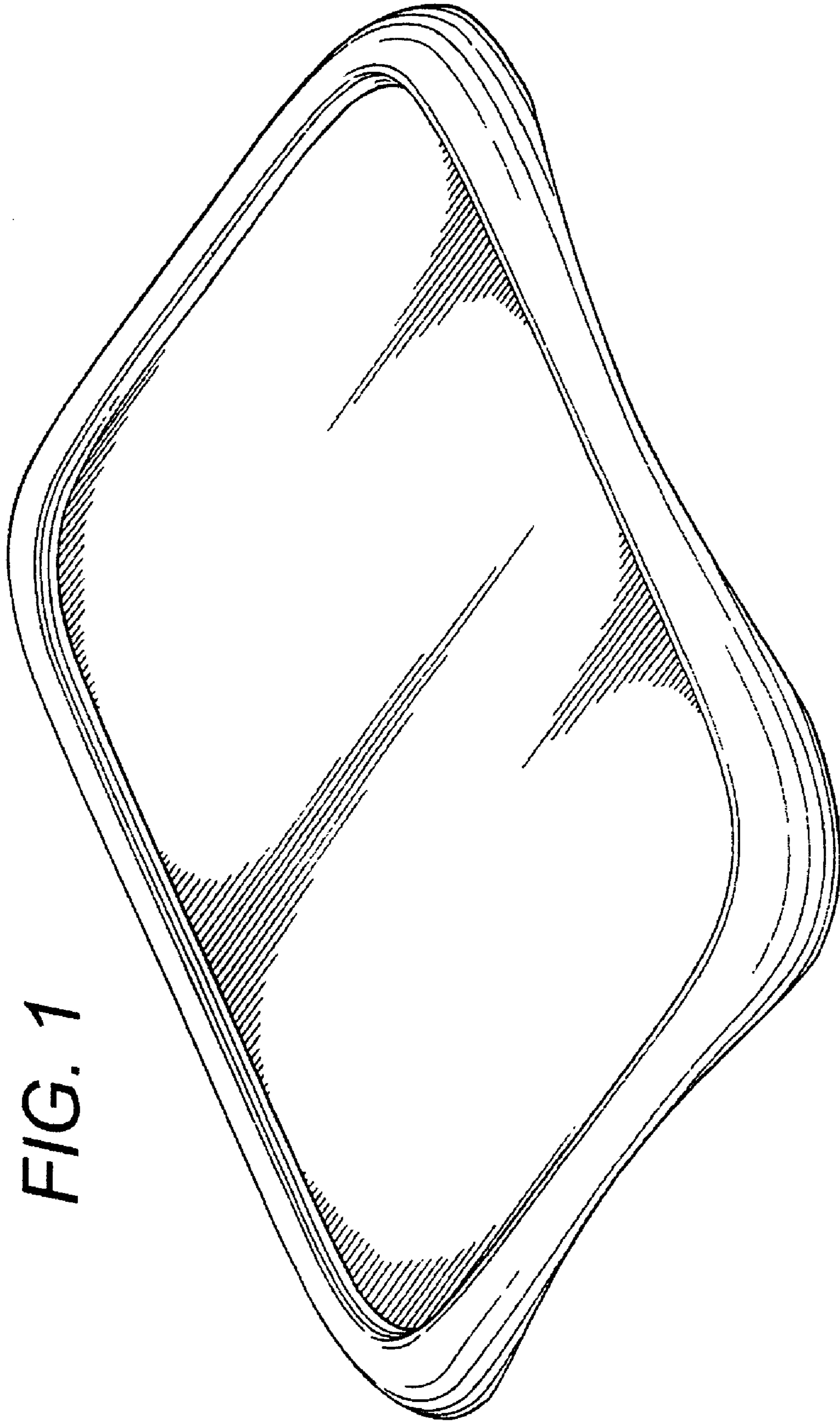


FIG. 1

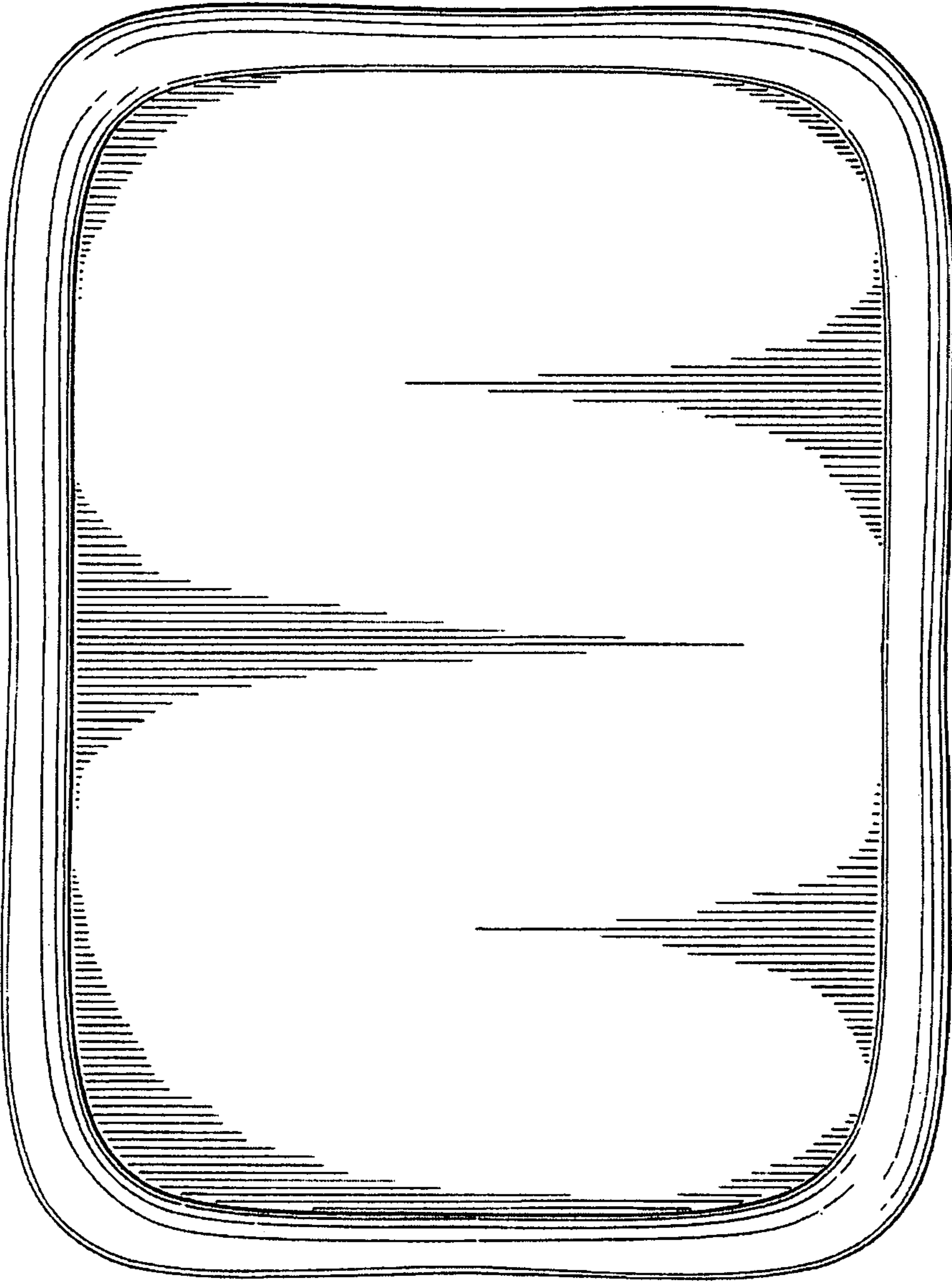


FIG. 2




FIG. 3



FIG. 4

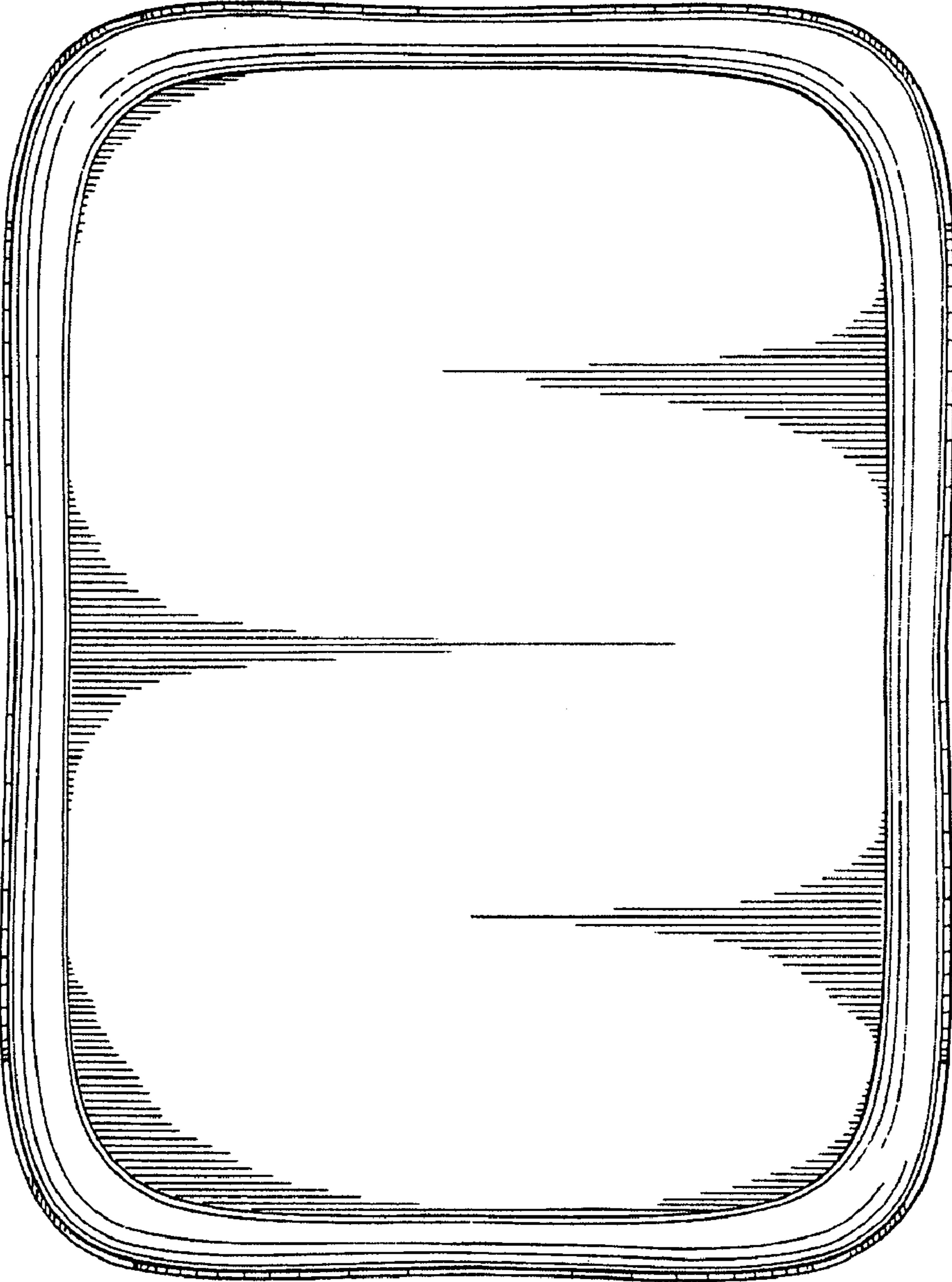


FIG. 5