



US00D547590S

(12) **United States Design Patent**
Joyce

(10) **Patent No.:** **US D547,590 S**

(45) **Date of Patent:** **** Jul. 31, 2007**

(54) **RUNNER'S STRAW**

(76) Inventor: **Susan Joyce**, 73 Moncrief Rd.,
Rockland, MA (US) 02370

(**) Term: **14 Years**

(21) Appl. No.: **29/260,645**

(22) Filed: **May 30, 2006**

(51) **LOC (8) Cl.** **07-06**

(52) **U.S. Cl.** **D7/300.2**

(58) **Field of Classification Search** D7/300.2;
D24/108, 112; 215/229, 388, 389, 391; 239/16,
239/24, 33; 604/35, 542, 902; 606/170;
433/91, 96

See application file for complete search history.

(56) **References Cited**

U.S. PATENT DOCUMENTS

103,300	A	5/1870	Chapin	
478,861	A	7/1892	Howard	
942,306	A	12/1909	Clarke	
1,735,144	A	11/1929	Tanner	
2,063,803	A	12/1936	Gildersleeve	
2,469,292	A	5/1949	Cornwell	
D193,263	S	7/1962	Rohlffs	
4,340,175	A	7/1982	Danek et al.	
5,044,512	A	9/1991	Giancaspro et al.	
D333,586	S *	3/1993	Cohen et al.	D7/300.2
5,335,851	A	8/1994	Adaska et al.	
D382,759	S *	8/1997	Adaska	D7/300.2
5,671,863	A	9/1997	Uliana	

5,823,493 A 10/1998 Eastland, Jr. et al.
6,948,664 B2 * 9/2005 Sheedy 239/33
2002/0179729 A1 * 12/2002 Sheedy 239/33

* cited by examiner

Primary Examiner—Holly H. Baynham
Assistant Examiner—Cynthia M. Chin
(74) *Attorney, Agent, or Firm*—John P. McGonagle

(57) **CLAIM**

The ornamental design for a runner's straw, as shown and described.

DESCRIPTION

FIG. 1 is a rear perspective view of a runner's straw showing my new design, wherein a partial view of a hand is shown in broken lines for illustrative purposes only and forming a part of the claimed design;

FIG. 2 is a front perspective view of a runner's straw showing my new design, wherein a partial view of a hand is shown in broken lines for illustrative purposes only and forming a part of the claimed design;

FIG. 3 is a top view thereof;

FIG. 4 is a left side view thereof;

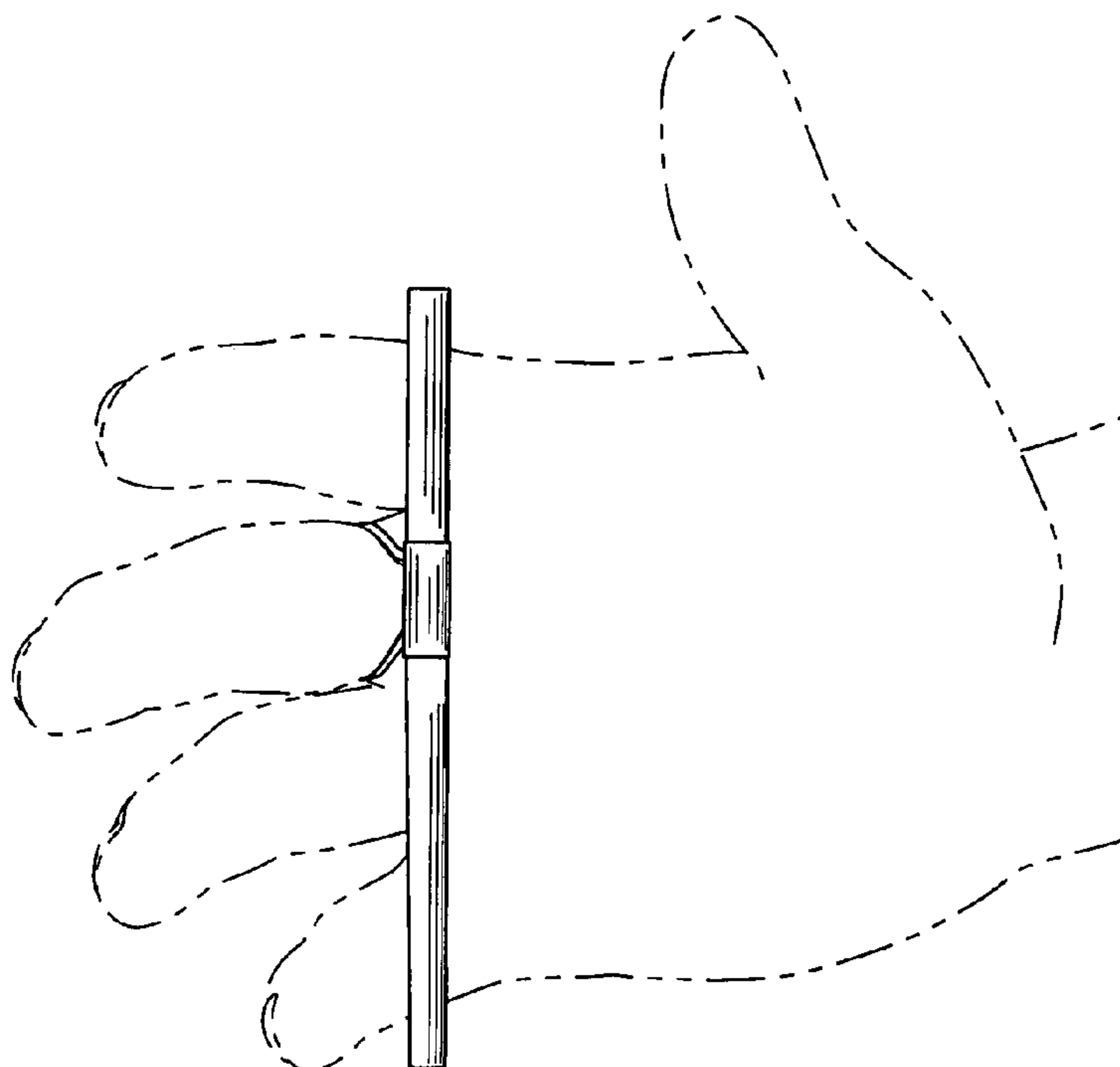
FIG. 5 is a bottom view thereof;

FIG. 6 is a rear view thereof;

FIG. 7 is a right side view thereof; and,

FIG. 8 is a front view thereof.

1 Claim, 2 Drawing Sheets



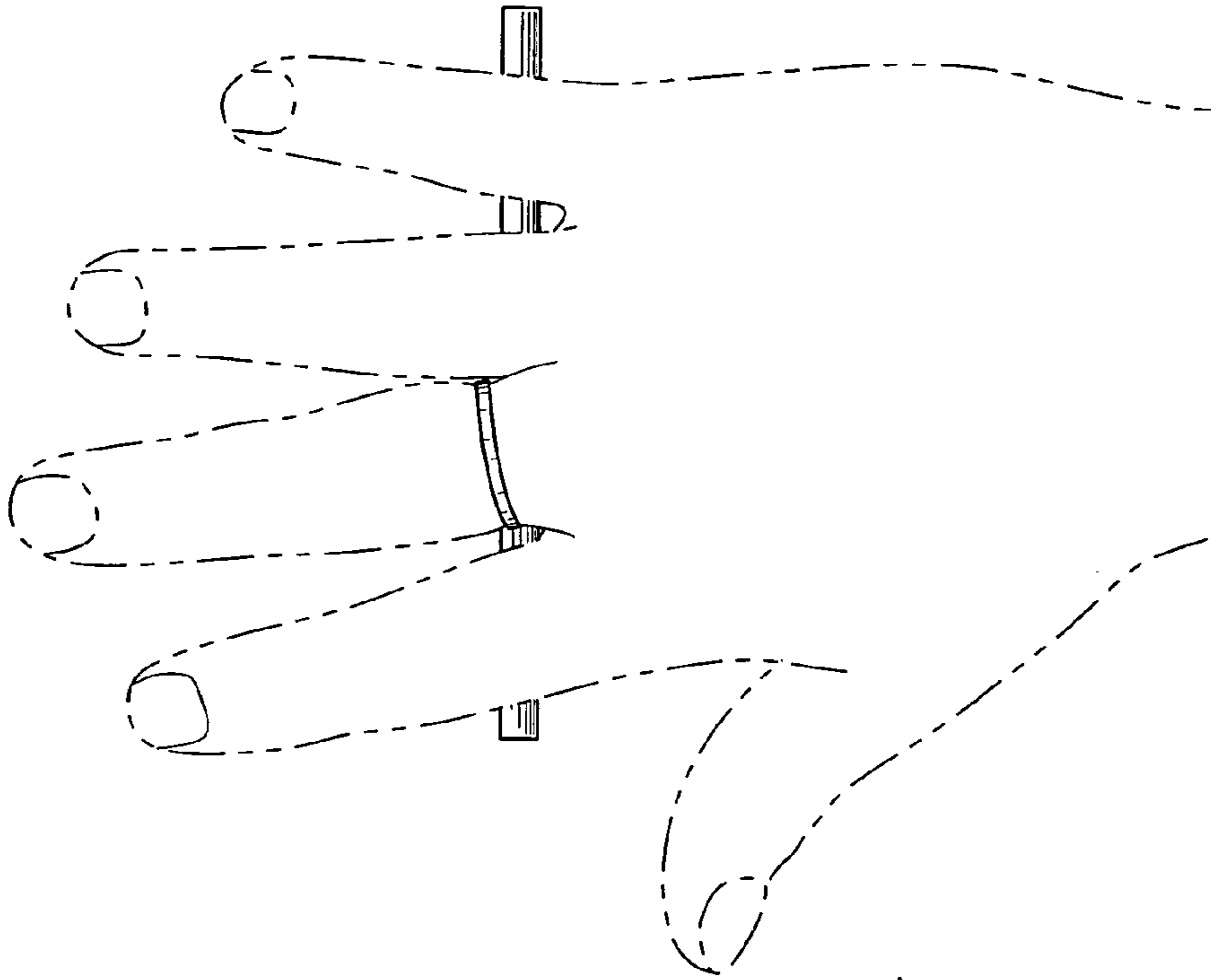


FIG. 2

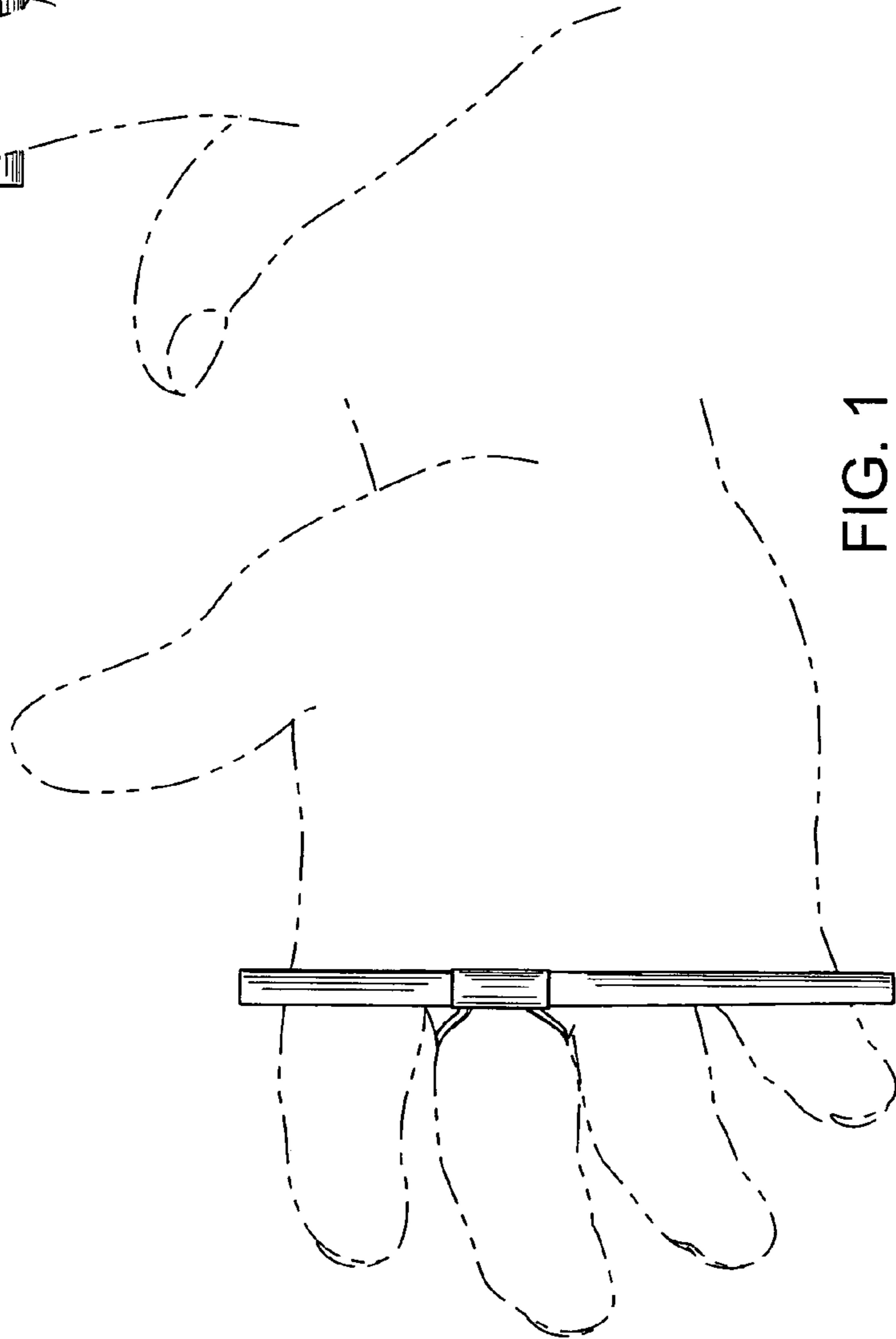


FIG. 1

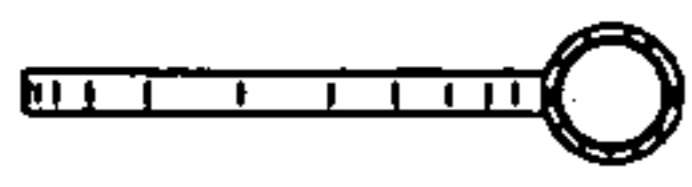


FIG. 3

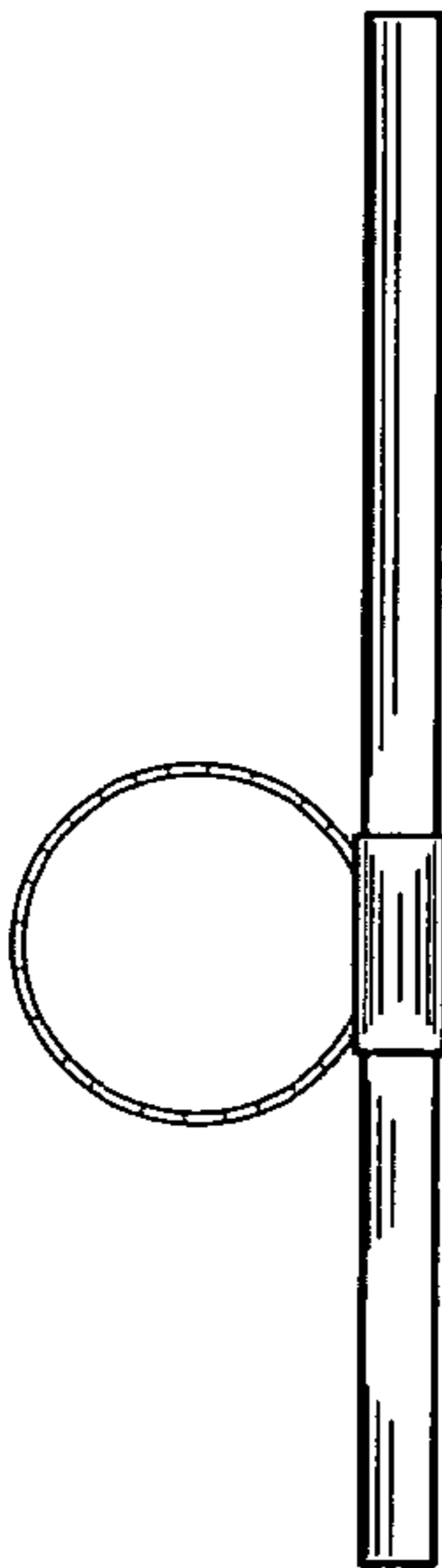


FIG. 4



FIG. 6

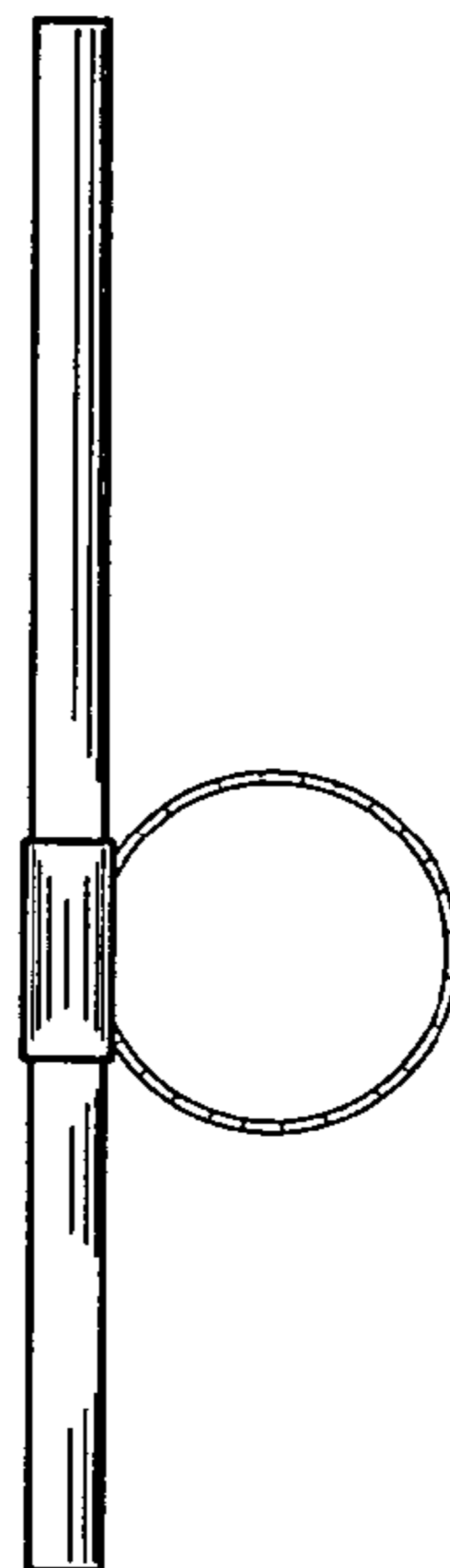


FIG. 7



FIG. 8

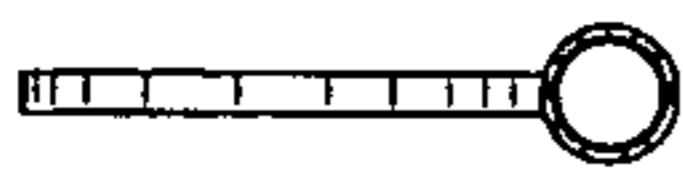


FIG. 5