



US00D547584S

(12) **United States Design Patent**
Little

(10) **Patent No.:** **US D547,584 S**

(45) **Date of Patent:** **** Jul. 31, 2007**

(54) **NECKLACE HANGER**

(76) **Inventor:** **Barbara A. Little**, 3115 Brown St.,
Alton, IL (US) 62002

(**) **Term:** **14 Years**

(21) **Appl. No.:** **29/241,009**

(22) **Filed:** **Oct. 21, 2005**

(51) **LOC (8) Cl.** **06-04**

(52) **U.S. Cl.** **D6/569; D8/372**

(58) **Field of Classification Search** D6/553,
D6/567, 569, 572, 546; 211/13.1, 30, 85.2,
211/32, 85.3, 70.6, 86.01, 87.01, 106.01;
309/301, 309.1, 304, 309.2; D8/367, 372
See application file for complete search history.

(56) **References Cited**

U.S. PATENT DOCUMENTS

D236,567 S *	9/1975	Bullis	D6/572
D264,911 S *	6/1982	Annis et al.	D6/572
D268,890 S *	5/1983	Morin	D6/553
D275,629 S *	9/1984	Einhorn	D8/372
D294,791 S *	3/1988	Loscalzo et al.	D6/569
D405,999 S *	2/1999	Lee et al.	D6/569
D468,949 S *	1/2003	Howard	D6/569

* cited by examiner

Primary Examiner—Brian N Vinson

(74) *Attorney, Agent, or Firm*—Polster, Lieder, Woodruff &
Lucchesi, L.C.

(57) **CLAIM**

The ornamental design for a necklace hanger, as shown and
described.

DESCRIPTION

FIG. 1 is perspective view of a necklace hanger according to
an embodiment of the present invention;

FIG. 2 is front view of a necklace hanger according to an
embodiment of the present invention;

FIG. 3 is rear view of a necklace hanger according to an
embodiment of the present invention;

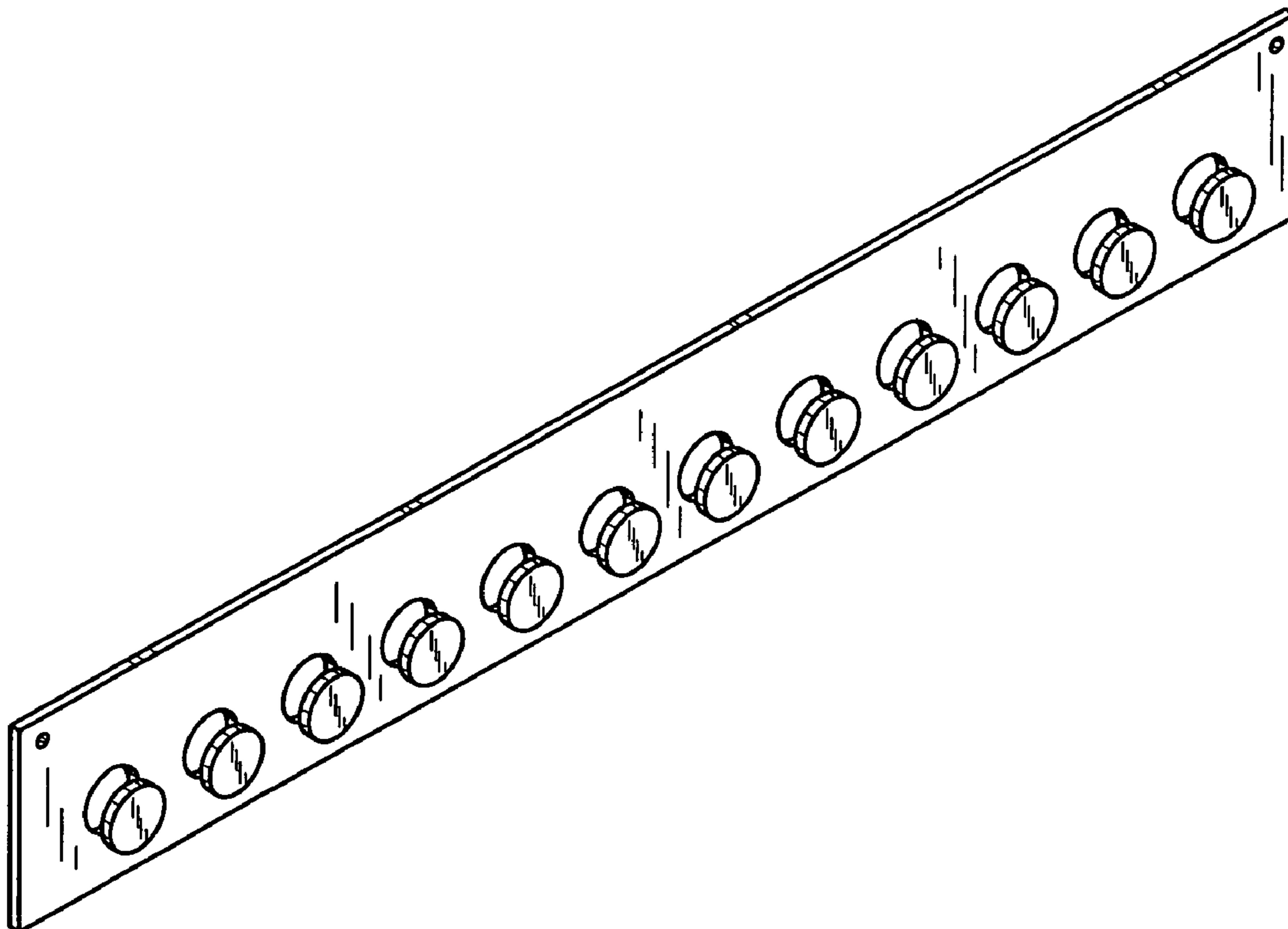
FIG. 4 is left side view of a necklace hanger according to an
embodiment of the present invention;

FIG. 5 is right side view of a necklace hanger according to
an embodiment of the present invention;

FIG. 6 is top view of a necklace hanger according to an
embodiment of the present invention; and,

FIG. 7 is bottom view of a necklace hanger according to an
embodiment of the present invention.

1 Claim, 1 Drawing Sheet



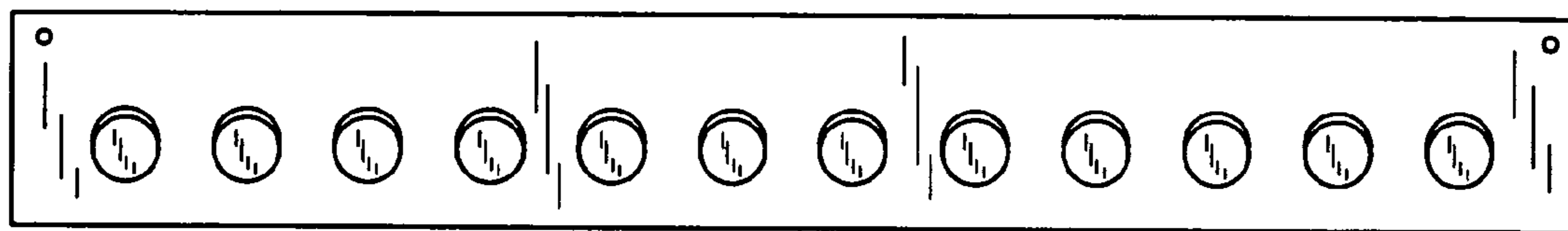
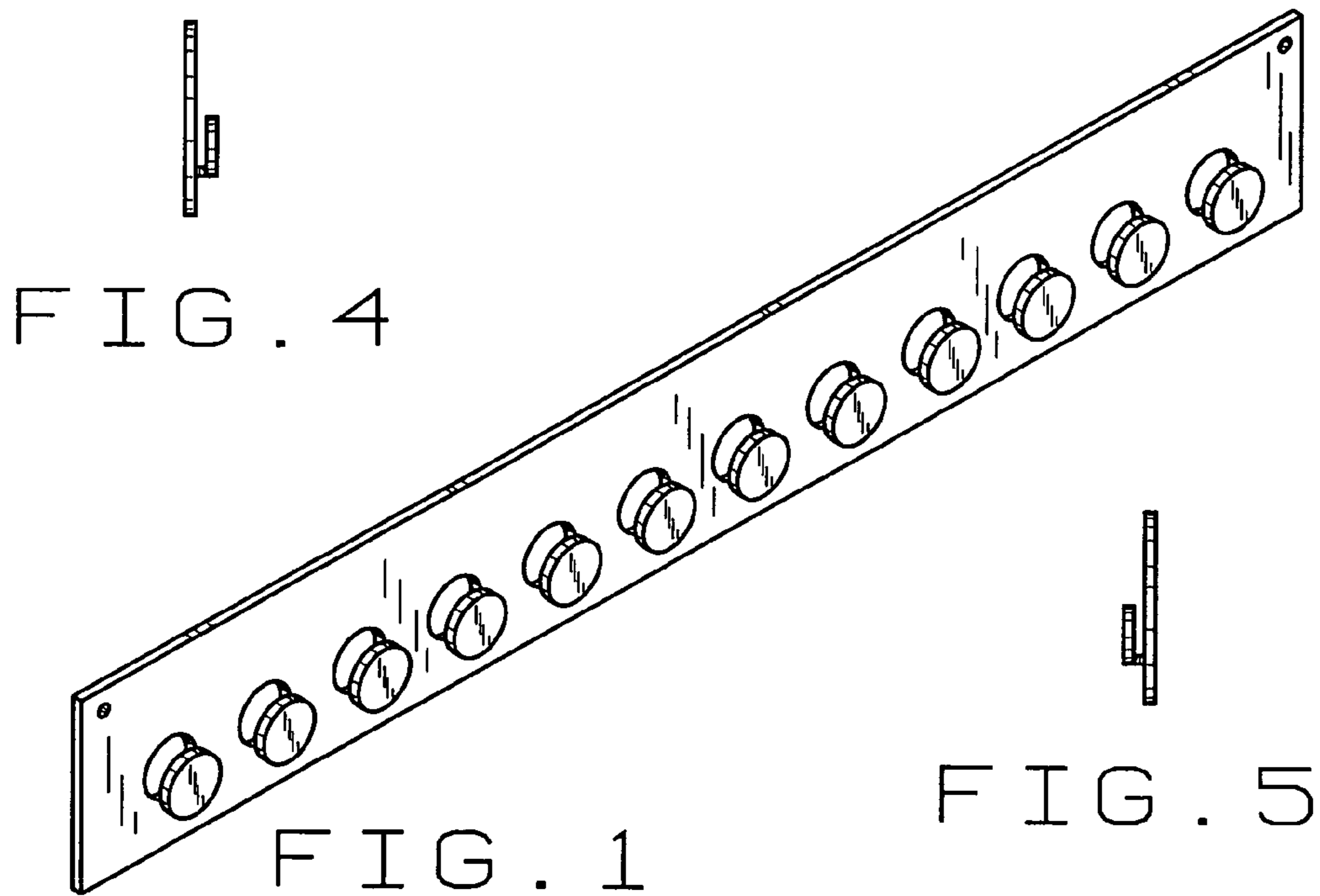


FIG. 2

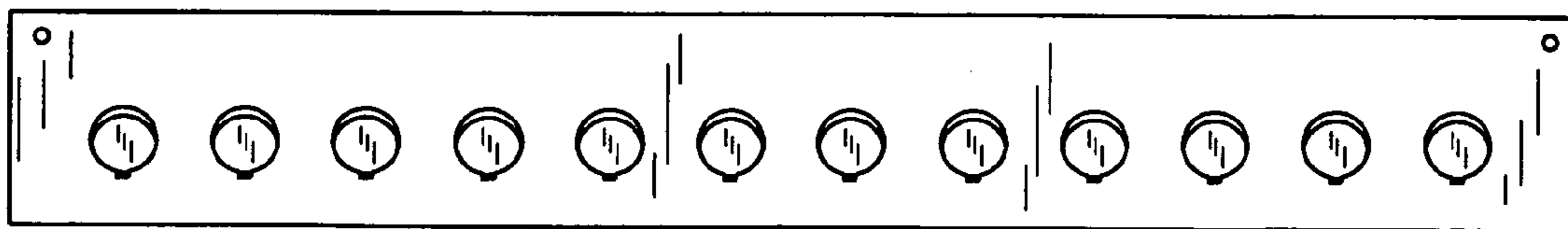


FIG. 3



FIG. 6



FIG. 7