



US00D547577S

(12) **United States Design Patent**
Gaska et al.

(10) **Patent No.:** **US D547,577 S**

(45) **Date of Patent:** **** Jul. 31, 2007**

(54) **MODULAR DRAWERS**

(75) Inventors: **Gil Anthony Gaska**, St. Joseph, MI (US); **Leah Z. Lader**, St. Joseph, MI (US)

(73) Assignee: **Whirlpool Corporation**, Benton Harbor, MI (US)

(**) Term: **14 Years**

(21) Appl. No.: **29/254,764**

(22) Filed: **Feb. 28, 2006**

(51) **LOC (8) Cl.** **06-06**

(52) **U.S. Cl.** **D6/510**

(58) **Field of Classification Search** D6/436,
D6/445, 446, 491, 492, 509-511; 312/204
See application file for complete search history.

(56) **References Cited**

U.S. PATENT DOCUMENTS

D287,080 S *	12/1986	Densen	D6/446
D288,754 S *	3/1987	Fuss et al.	D6/446
4,787,556 A *	11/1988	Heisson	238/14
D328,824 S *	8/1992	Bellini et al.	D6/445
D401,444 S *	11/1998	Lin	D6/446
6,454,370 B1 *	9/2002	Mosnik	312/223.3
D471,377 S *	3/2003	Gledhill et al.	D6/432
6,811,043 B2	11/2004	Perkins et al.	211/94.01
D505,237 S	5/2005	Schmidt et al.	D34/27
D506,088 S *	6/2005	Moon et al.	D6/446
D507,390 S	7/2005	Schmidt et al.	D34/27

D507,914 S *	8/2005	Schmidt et al.	D6/510
D508,348 S *	8/2005	Moon et al.	D6/446
6,926,160 B2	8/2005	Perkins et al.	211/94.01
6,926,376 B2	8/2005	Arent et al.	312/249.9
D514,854 S *	2/2006	Schmidt et al.	D6/510
D518,984 S *	4/2006	Schmidt et al.	D6/510
D520,784 S *	5/2006	Schmidt et al.	D6/510

* cited by examiner

Primary Examiner—Cathron C. Brooks

(74) *Attorney, Agent, or Firm*—Robert O. Rice; Stephen Krefman; John F. Colligan

(57) **CLAIM**

The ornamental design for modular drawers, as shown and described.

DESCRIPTION

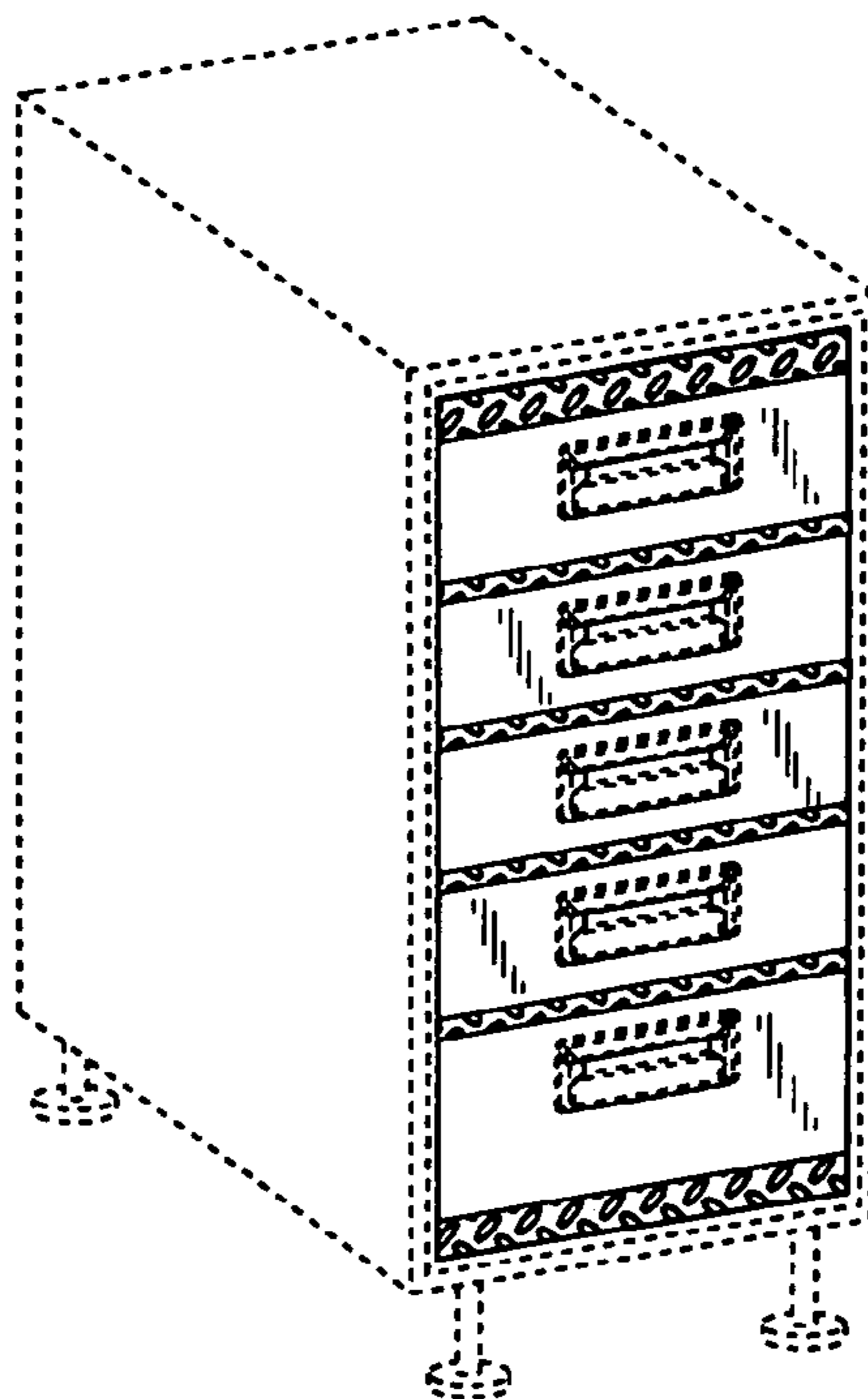
FIG. 1 is a left front perspective view of the design of the modular drawers; and,

FIG. 2 is a front elevational view thereof. The ornamental design is not visible in a rear view, top plan view, right or left side views or bottom view.

The characteristic feature of the ornamental design resides in the use of bands of a pattern on the modular drawers.

The broken line showing of hardware, of feet, and of surfaces of the cabinet enclosing the doors at the top, bottom and side edges of the doors, and the cabinet surfaces extending back from the face of the doors forms no part of the claimed design.

1 Claim, 1 Drawing Sheet



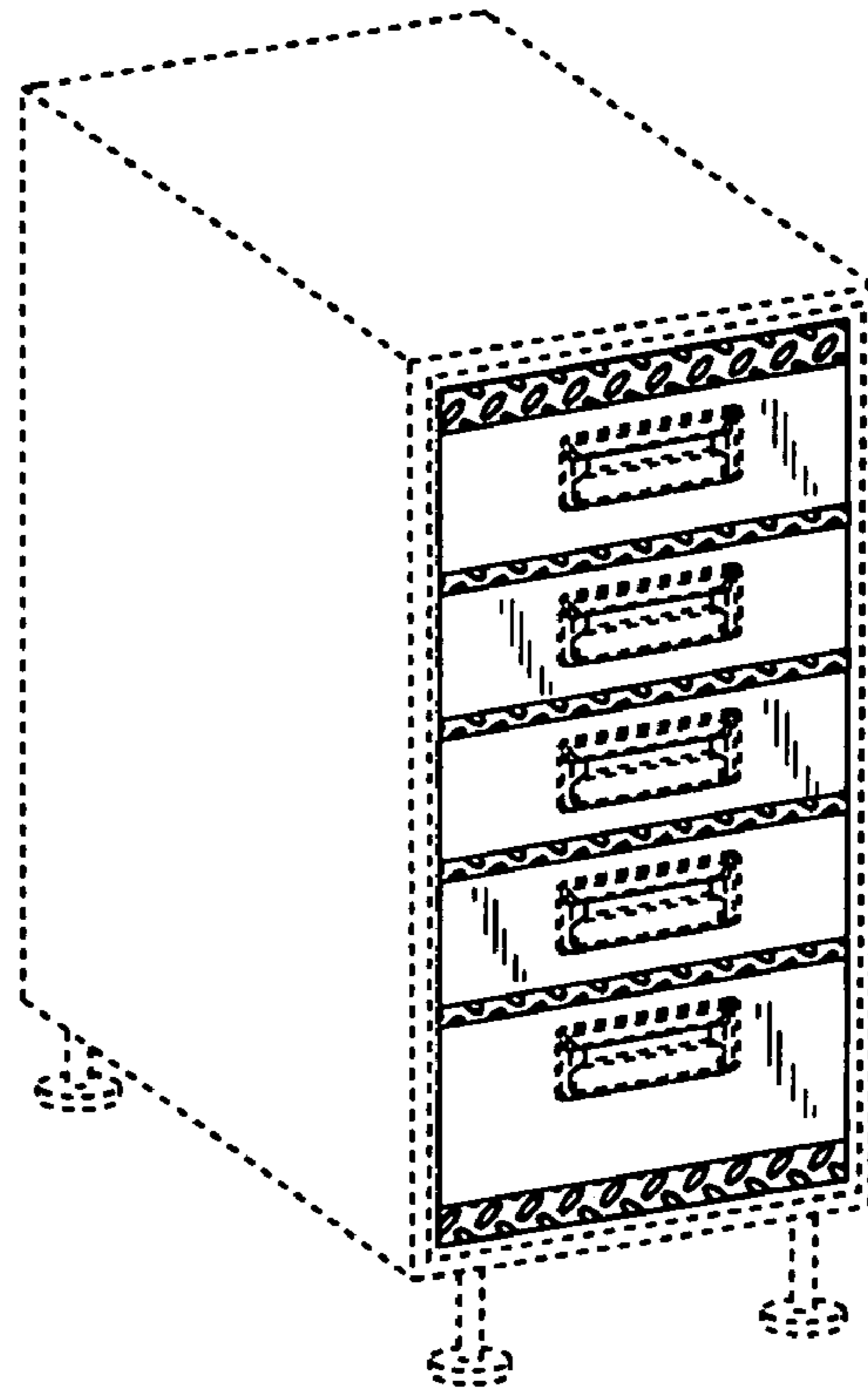


Fig. 1

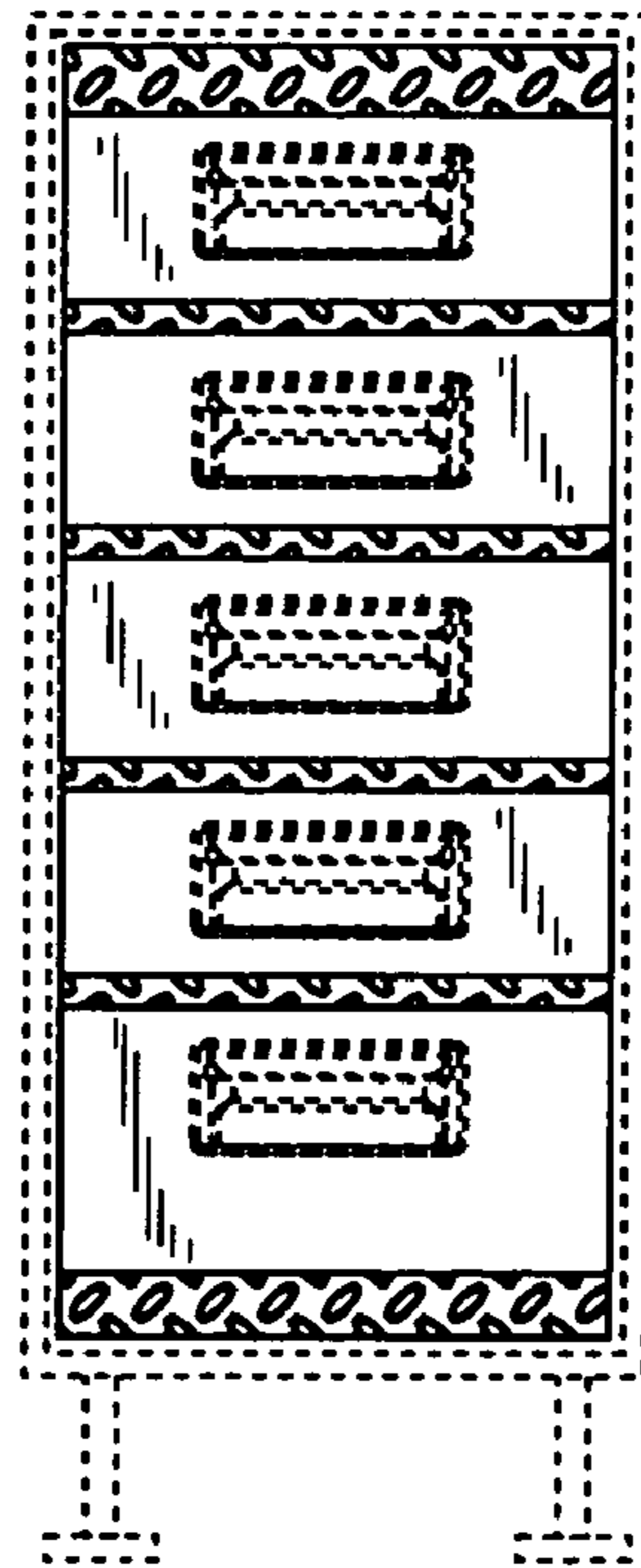


Fig. 2