



US00D547575S

(12) **United States Design Patent**  
**McDevitt**

(10) **Patent No.:** **US D547,575 S**

(45) **Date of Patent:** **\*\* Jul. 31, 2007**

(54) **HEADREST FOR LAWN CHAIR**

(76) **Inventor:** **John Charles McDevitt**, P.O. Box 215,  
Clayville, NY (US) 13322

(\*\*) **Term:** **14 Years**

(21) **Appl. No.:** **29/260,309**

(22) **Filed:** **May 23, 2006**

(51) **LOC (8) Cl.** ..... **06-01**

(52) **U.S. Cl.** ..... **D6/501; D6/368; D6/361;**  
D6/369

(58) **Field of Classification Search** ..... D6/334-336,  
D6/360, 361, 367-369, 370, 371-374, 379,  
D6/380, 500-502; 297/27, 29, 35, 40, 41,  
297/55, 451.9, 452.63, 452.64

See application file for complete search history.

(56) **References Cited**

**U.S. PATENT DOCUMENTS**

D289,238 S \* 4/1987 Arthur, Jr. .... D6/379  
D334,098 S \* 3/1993 Gehry ..... D6/369

D423,242 S \* 4/2000 Lin ..... D6/372  
D429,421 S \* 8/2000 Hodge ..... D6/361  
D507,424 S \* 7/2005 Rogasis ..... D6/368

\* cited by examiner

*Primary Examiner*—Mimosa De

(57) **CLAIM**

The ornamental design for a headrest for lawn chair, as shown and described.

**DESCRIPTION**

FIG. 1 is a front elevational view of a headrest for lawn chair showing my new design;

FIG. 2 is a rear elevational view thereof;

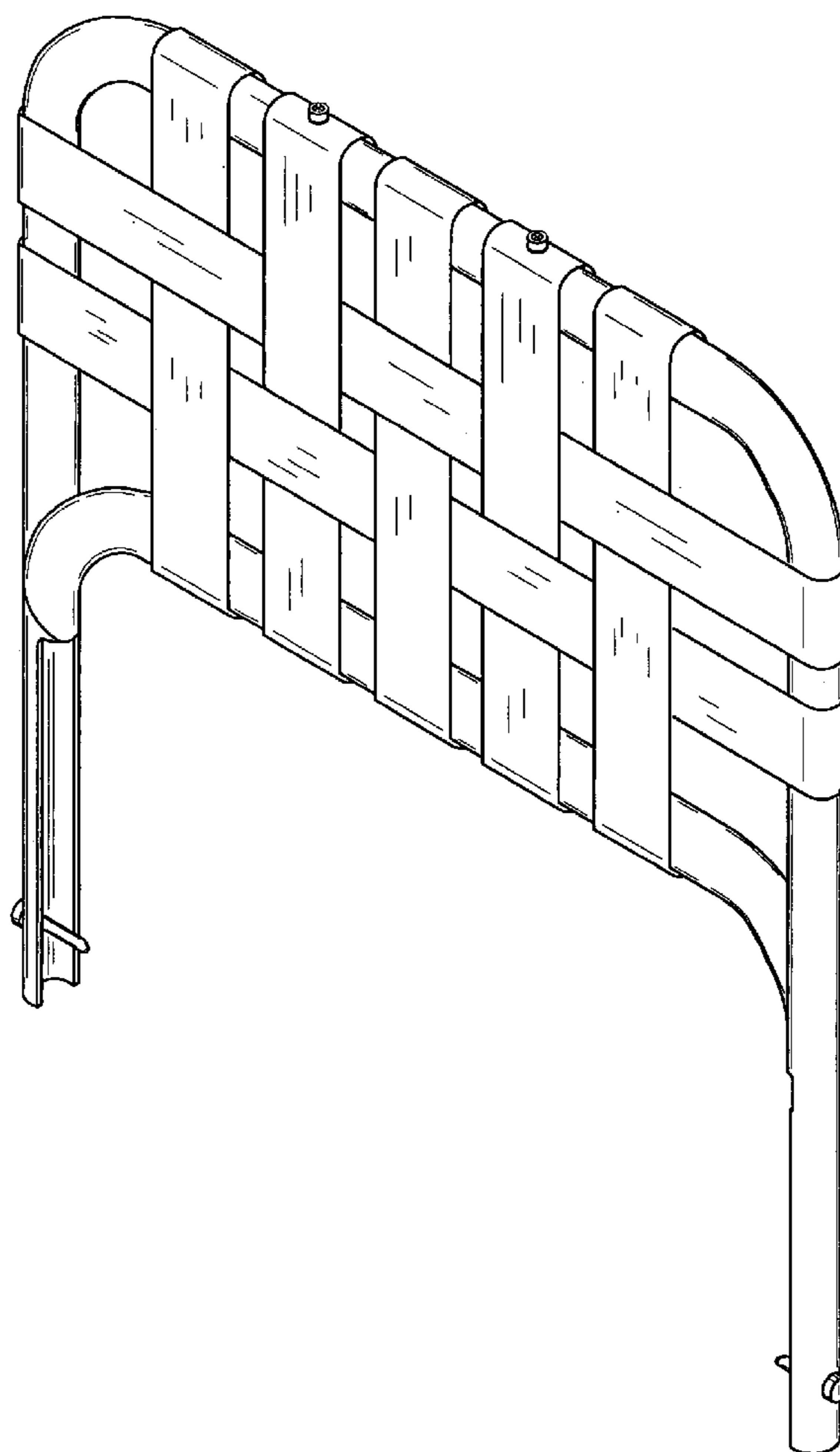
FIG. 3 is a side view, taken from the left side of FIG. 1, the right side view being a mirror image thereof;

FIG. 4 is a top plan view thereof;

FIG. 5 is a bottom plan view thereof; and,

FIG. 6 is a perspective view thereof.

**1 Claim, 4 Drawing Sheets**



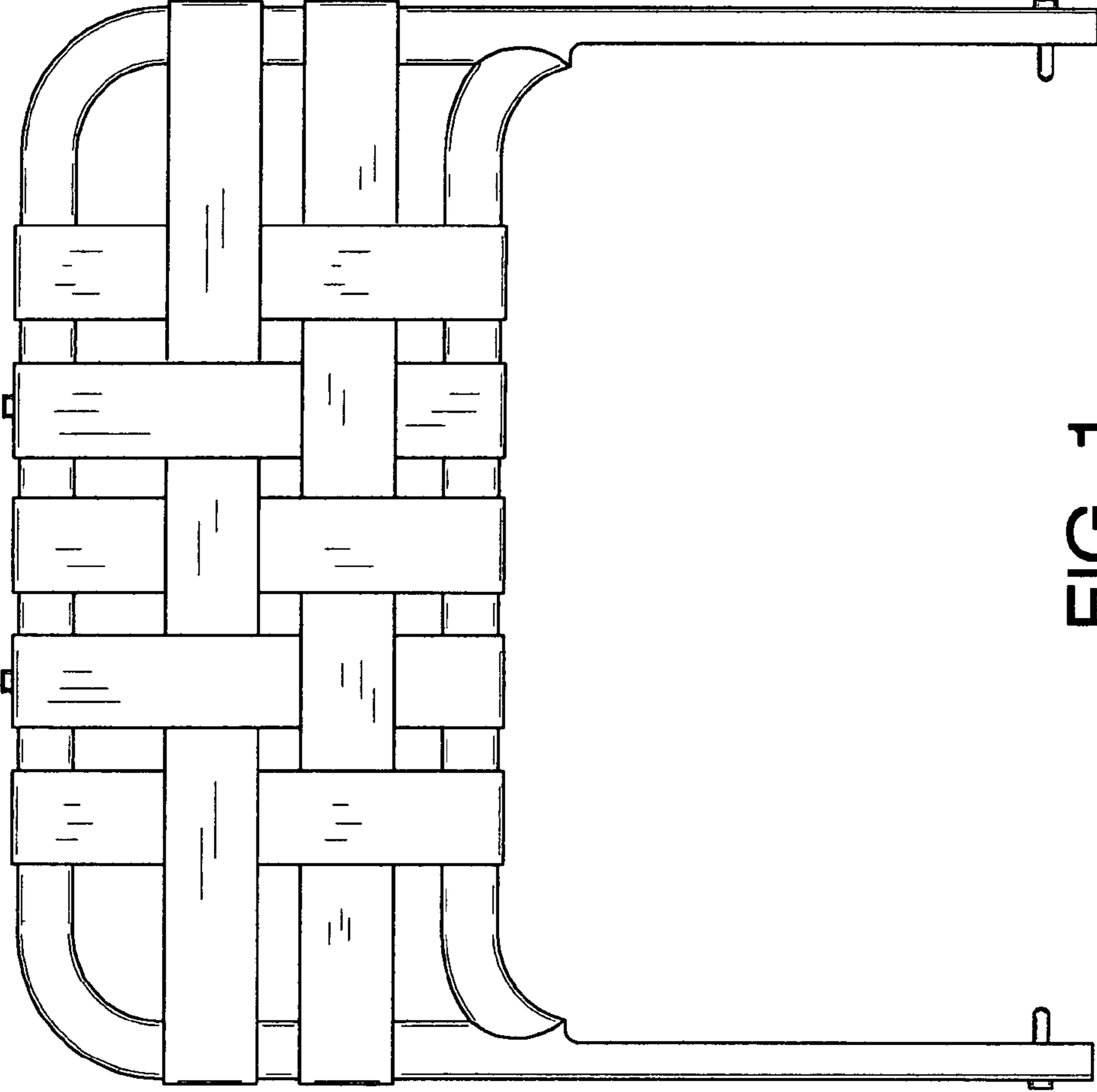


FIG. 1

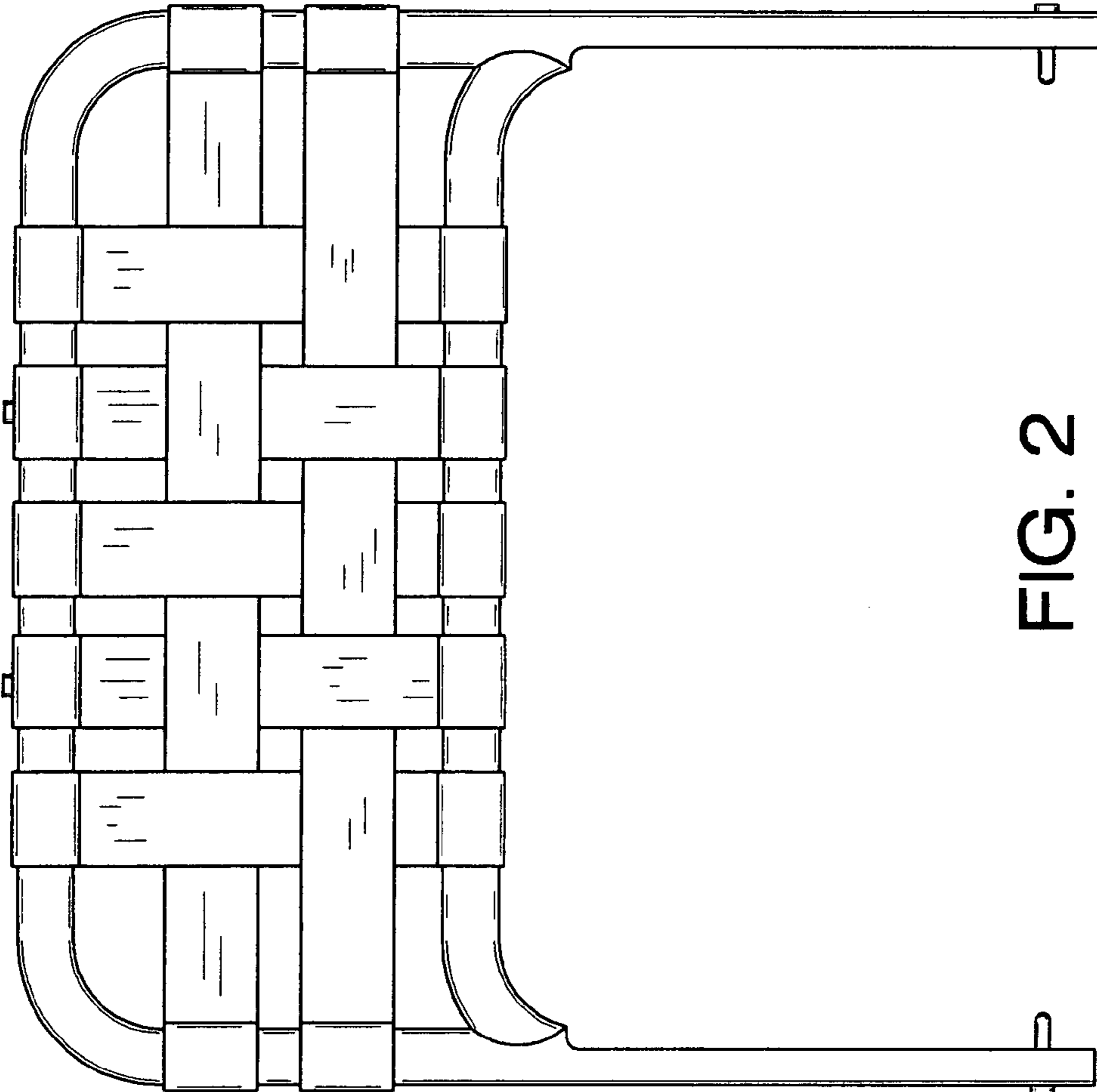


FIG. 2

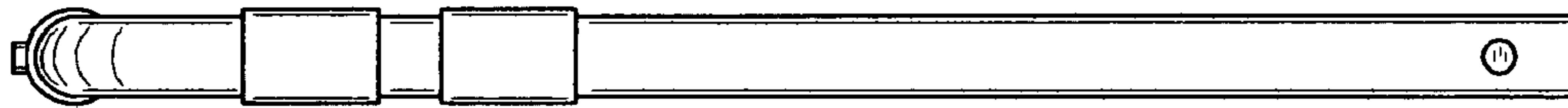


FIG. 3

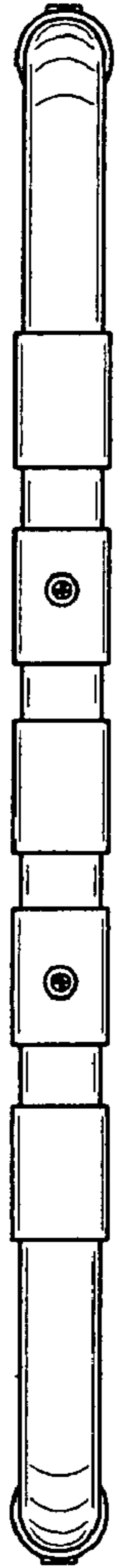


FIG. 4



FIG. 5

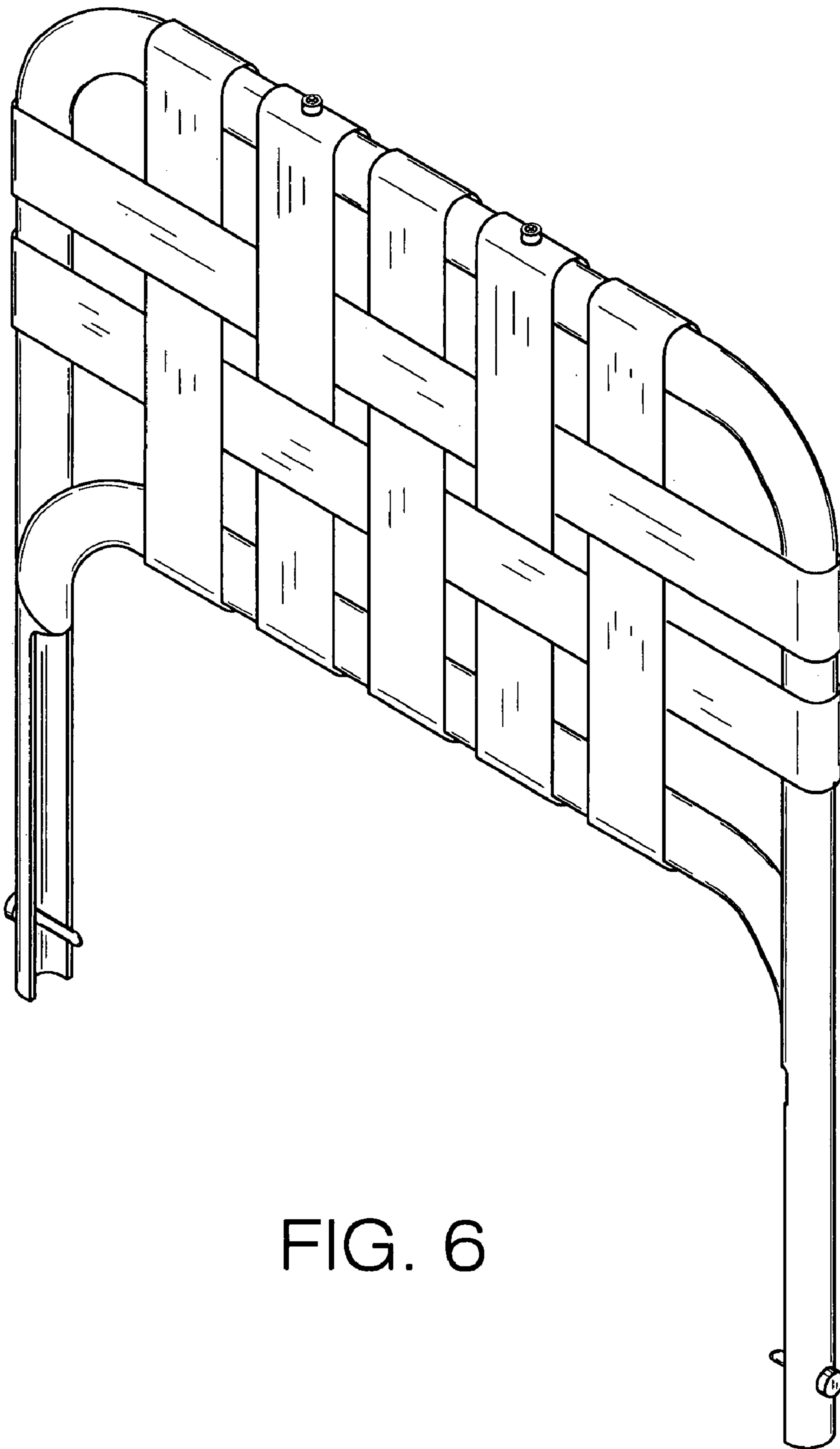


FIG. 6