



US00D547564S

(12) **United States Design Patent**  
**Boutin**

(10) **Patent No.:** **US D547,564 S**

(45) **Date of Patent:** **\*\* Jul. 31, 2007**

(54) **BENCH**

(75) Inventor: **Christelle Boutin**, Bressuire (FR)

(73) Assignee: **Wesco Company S.A.**, Cerizay (FR)

(\*\*) Term: **14 Years**

(21) Appl. No.: **29/234,067**

(22) Filed: **Jul. 13, 2005**

(30) **Foreign Application Priority Data**

Jan. 13, 2005 (EM) ..... 000278791-0004

(51) **LOC (8) Cl.** ..... **06-01**

(52) **U.S. Cl.** ..... **D6/381**

(58) **Field of Classification Search** ..... D6/334,  
D6/335, 337, 357, 361, 364, 367, 371, 378,  
D6/381, 382, 383, 393, 500-503; 297/62-63,  
297/38, 118, 232-233, 244-245, 311, 445.1,  
297/446.1; 5/12.1, 28, 42

See application file for complete search history.

(56) **References Cited**

**U.S. PATENT DOCUMENTS**

- 3,756,657 A \* 9/1973 Johnson ..... 297/440.1
- D252,486 S \* 7/1979 Petersilie ..... D6/381
- D252,487 S \* 7/1979 Petersilie ..... D6/381
- 4,179,158 A \* 12/1979 Flaum et al. .... 297/440.17
- D262,756 S \* 1/1982 Tiffany, III ..... D6/381
- D266,715 S \* 11/1982 Tiffany, III ..... D6/381
- D279,052 S \* 6/1985 McDonald ..... D6/334
- D325,475 S \* 4/1992 Genova et al. .... D6/334
- D355,999 S \* 3/1995 Townsend ..... D6/502

- D374,355 S \* 10/1996 Natuzzi et al. .... D6/381
- D378,028 S \* 2/1997 Schefcik ..... D6/334
- D391,408 S \* 3/1998 Lee ..... D6/334
- D392,775 S \* 3/1998 McMahon ..... D30/118
- D396,332 S \* 7/1998 McMahon ..... D30/118
- D423,729 S \* 4/2000 Morgan ..... D30/118
- D427,731 S \* 7/2000 Copple ..... D30/118
- D446,030 S \* 8/2001 Linder ..... D6/334
- D446,949 S \* 8/2001 Linder ..... D6/335
- D457,924 S \* 5/2002 Schofield et al. .... D21/521
- D464,815 S \* 10/2002 Mendonca ..... D6/334
- D487,992 S \* 4/2004 Natuzzi ..... D6/381
- D521,255 S \* 5/2006 Boutin ..... D6/334
- D521,271 S \* 5/2006 Auberger ..... D6/381

\* cited by examiner

*Primary Examiner*—Sandra Snapp

(74) *Attorney, Agent, or Firm*—Horst M. Kasper

(57) **CLAIM**

The ornamental design for a bench, as shown and described.

**DESCRIPTION**

FIG. 1 is a front elevational view of bench showing my new design;

FIG. 2 is a top plan view thereof;

FIG. 3 is a rear elevational view thereof;


FIG. 4 is a right side elevational view thereof;

FIG. 5 is a left side elevational view thereof;

FIG. 6 is a bottom view thereof; and,

FIG. 7 is a perspective view thereof.

**1 Claim, 2 Drawing Sheets**



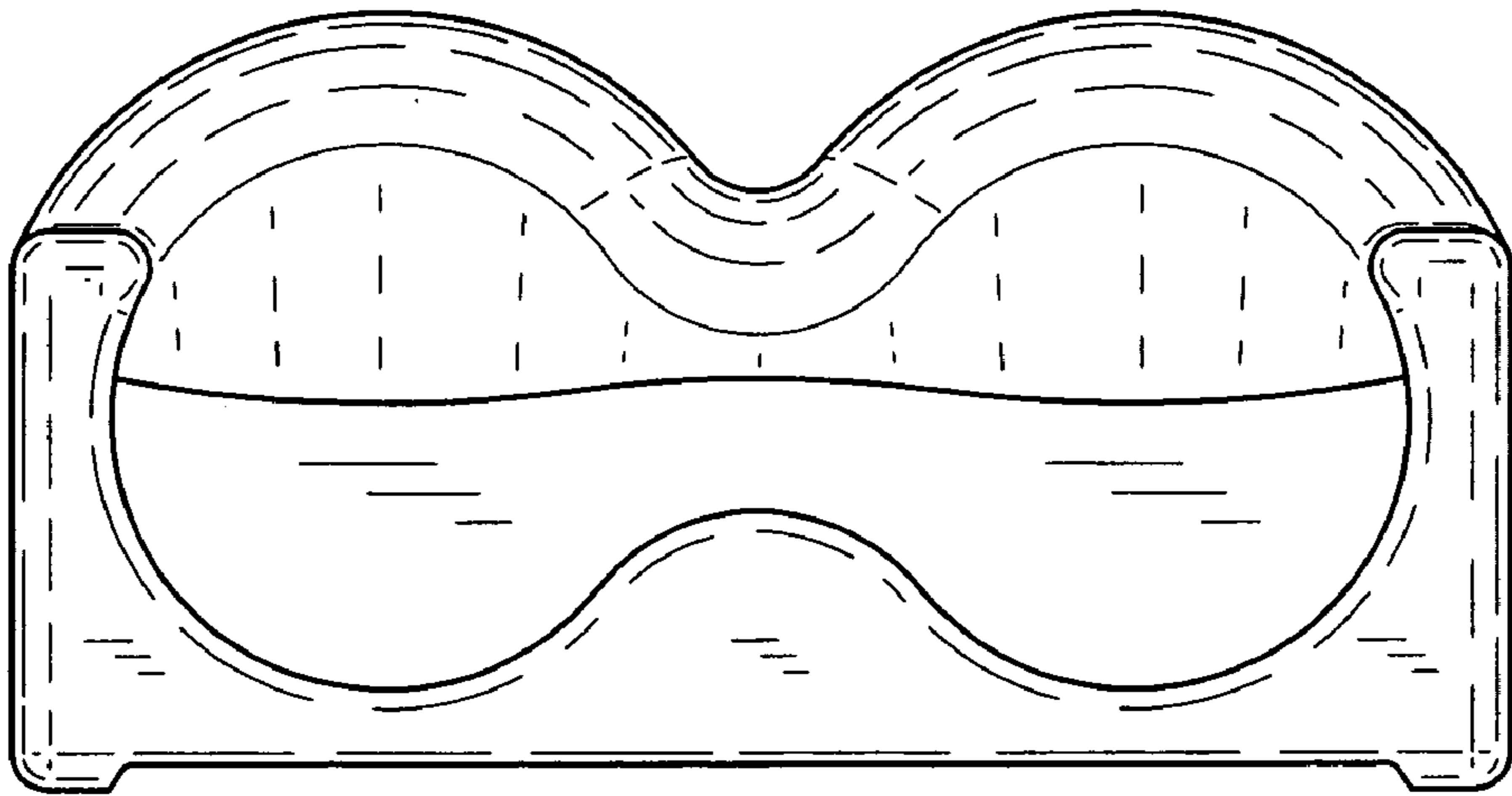


Fig.1

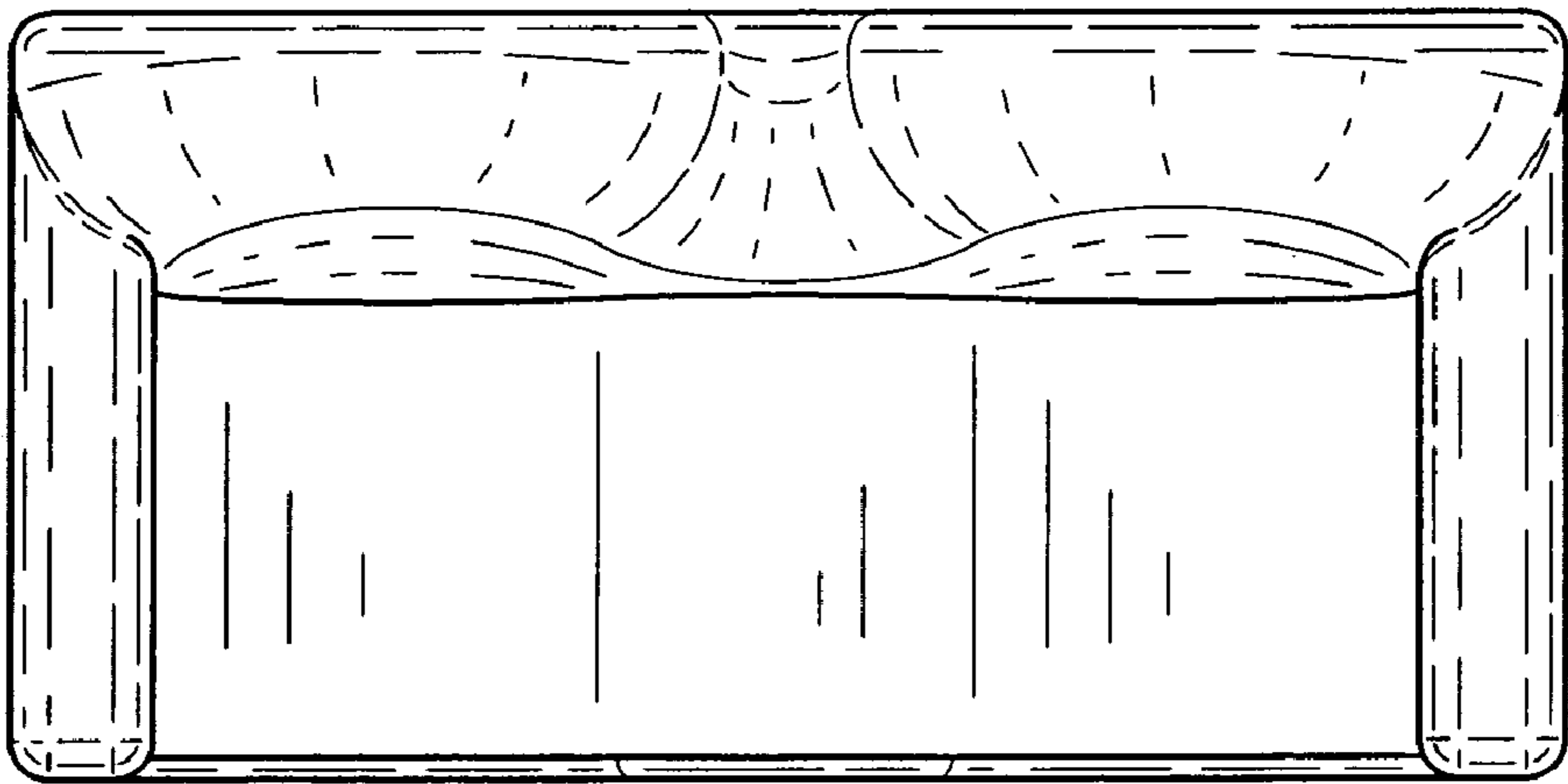


Fig.2

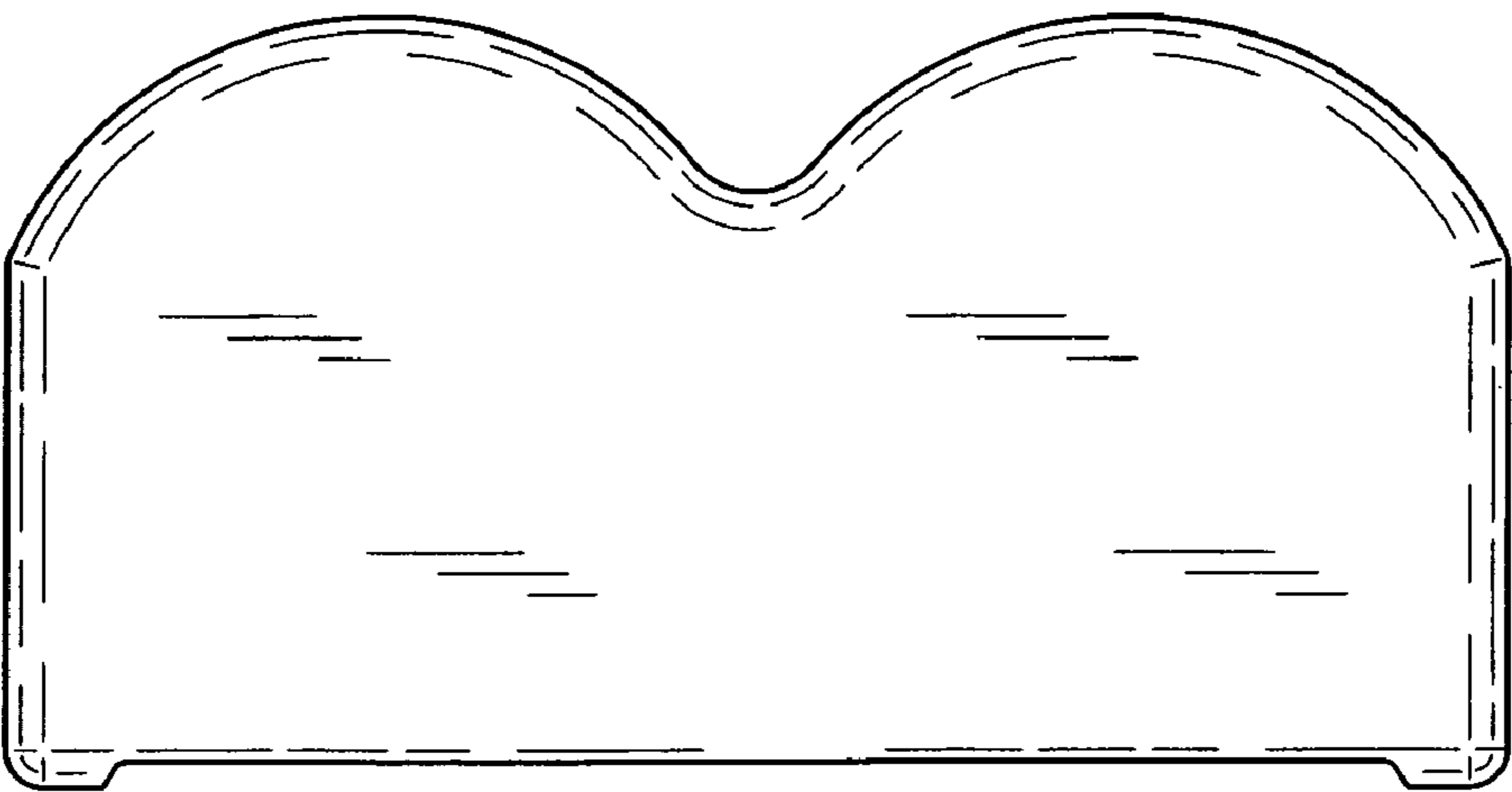


Fig.3




Fig.4




Fig.5

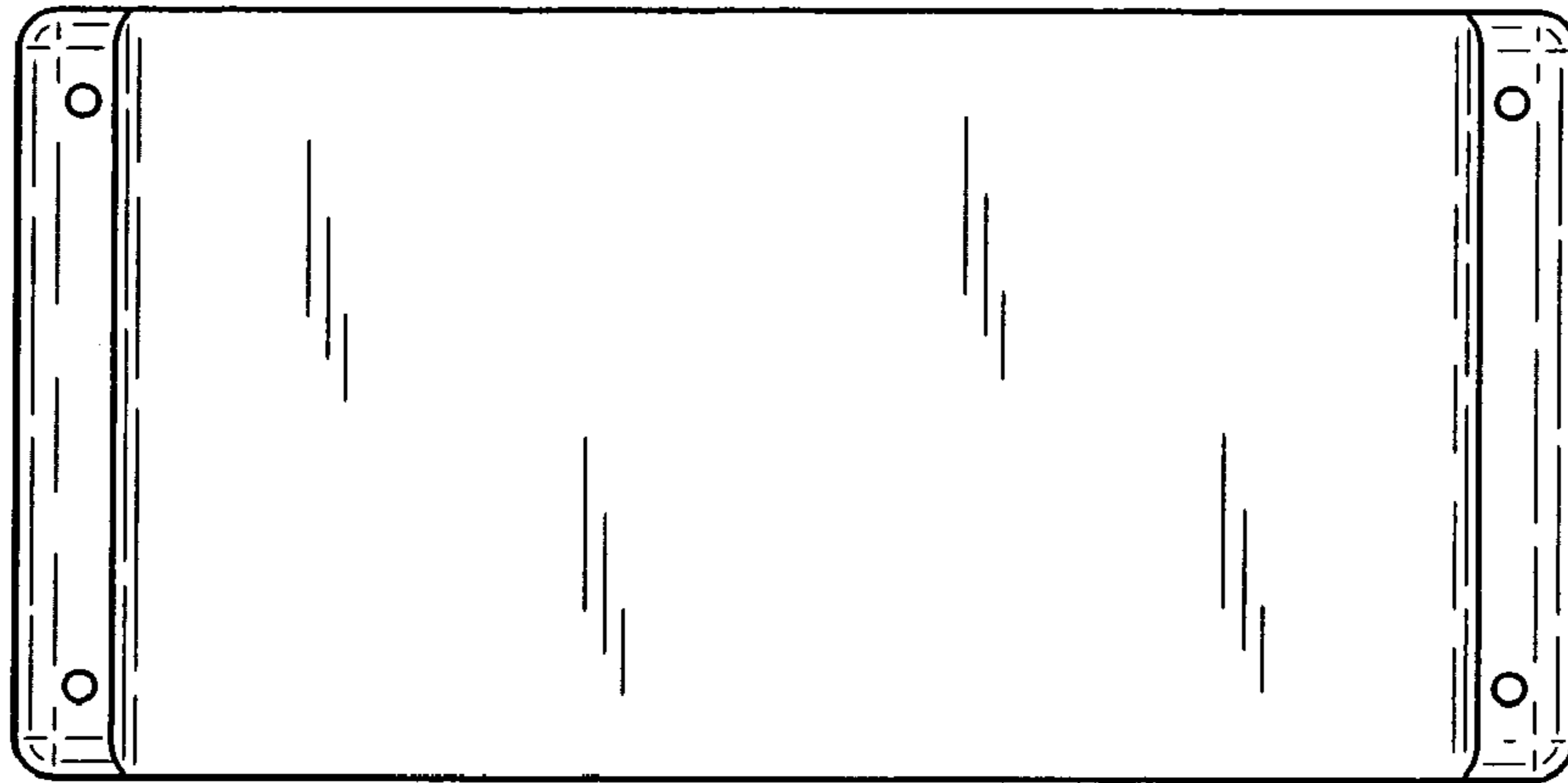


Fig.6




Fig.7