



US00D547548S

(12) **United States Design Patent** (10) **Patent No.:** **US D547,548 S**
Au (45) **Date of Patent:** **** Jul. 31, 2007**

(54) **OPTICAL CASE**

(75) Inventor: **Kinsen Ka Fai Au**, Tuen Mun (HK)

(73) Assignee: **Nationalpak Limited**, Tuen Mun (HK)

(**) Term: **14 Years**

(21) Appl. No.: **29/261,505**

(22) Filed: **Jun. 14, 2006**

(51) **LOC (8) Cl.** **03-01**

(52) **U.S. Cl.** **D3/265**

(58) **Field of Classification Search** D3/11,
D3/219, 221, 225, 254, 263, 265-266, 294,
D3/303, 903; D9/414, 420, 422-424, 426,
D9/1; 224/915; 211/85.1

See application file for complete search history.

(56) **References Cited**

U.S. PATENT DOCUMENTS

2,308,112	A	*	1/1943	Schutz	206/6	X
D262,585	S	*	1/1982	Anema	D3/265	
D349,811	S	*	8/1994	Gibb	D3/266	
D379,263	S	*	5/1997	Sussman	D3/265	
D380,900	S	*	7/1997	Pearson et al.	D3/294	
D400,708	S	*	11/1998	Srinaul	D3/294	
D403,158	S	*	12/1998	Au	D3/294	
D407,556	S	*	4/1999	Au	D3/265	
D453,993	S	*	3/2002	Diltoer	D3/265	
D484,693	S	*	1/2004	Au	D3/265	
D509,131	S	*	9/2005	Au	D9/420	
D509,132	S	*	9/2005	Au	D9/420	
D510,021	S	*	9/2005	Au	D9/420	

FOREIGN PATENT DOCUMENTS

WO	000525670-0009	*	5/2006
WO	000525670-0011	*	5/2006

WO	000525670-0018	*	5/2006
WO	000616354-0002	*	11/2006

* cited by examiner

Primary Examiner—Carol Rademaker

Assistant Examiner—Anna Burmeister

(74) *Attorney, Agent, or Firm*—Raymond Y. Chan; David and Raymond Patent Group

(57) **CLAIM**

The ornamental design for an optical case, as shown and described.

DESCRIPTION

FIG. 1 is a top, front, right side perspective view of an optical case showing my new design;

FIG. 2 is a front elevational view thereof;

FIG. 3 is a rear elevational view thereof;

FIG. 4 is a right side elevational view thereof;

FIG. 5 is a left side elevational view thereof;

FIG. 6 is a top plan view thereof;

FIG. 7 is a bottom plan view thereof;

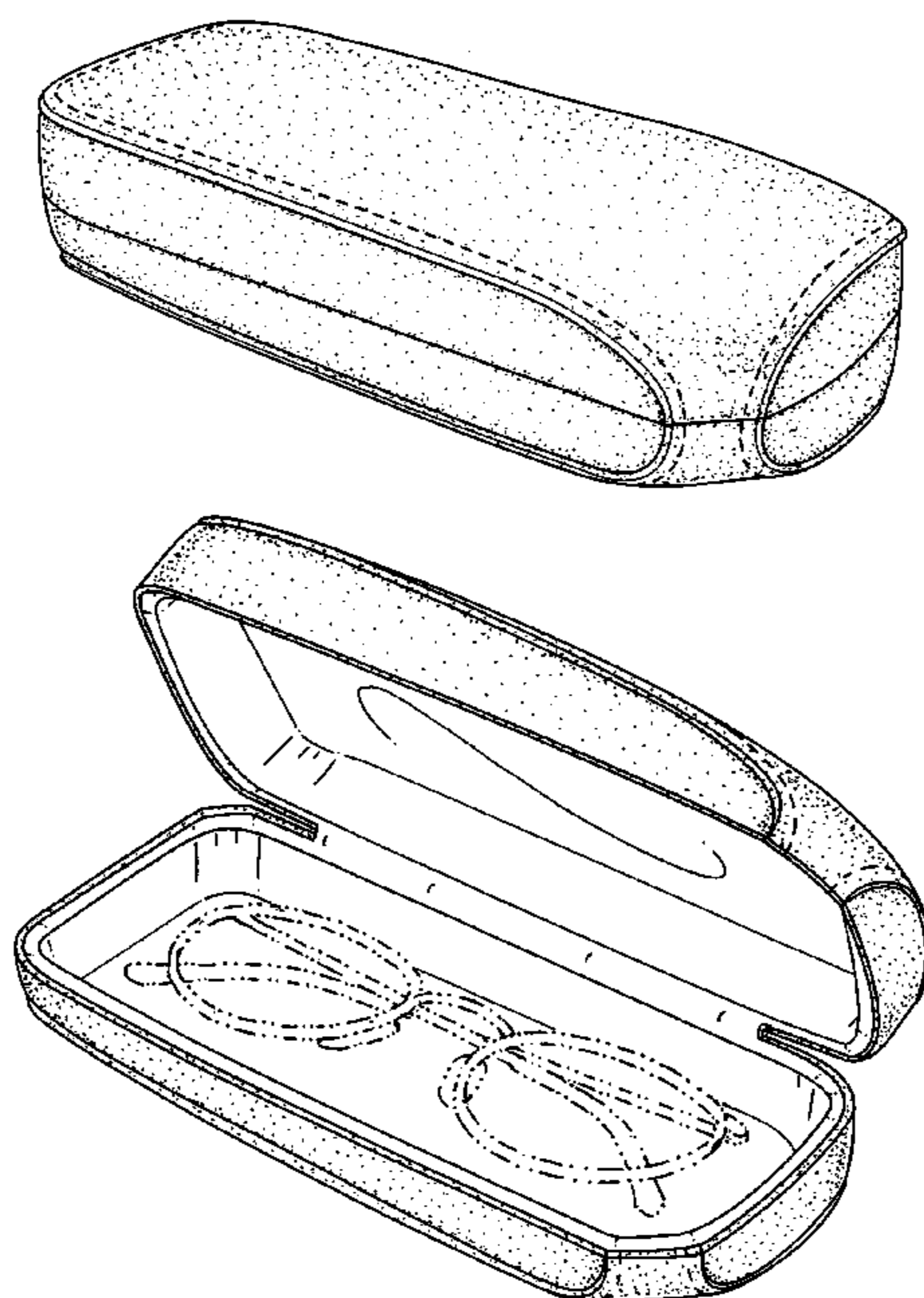
FIG. 8 is a front, right side perspective view of the optical case of FIG. 1, shown in an opened condition; and,

FIG. 9 is a front, right side perspective view of the optical case of FIG. 1, shown in an opened condition with a broken line showing of environment.

The dot-dot-dash broken line shown in the drawings are for illustrative purposes only and form no part of the claimed design.

The dash-dash-dash broken line shown in the drawings represents a stitching line.

1 Claim, 9 Drawing Sheets



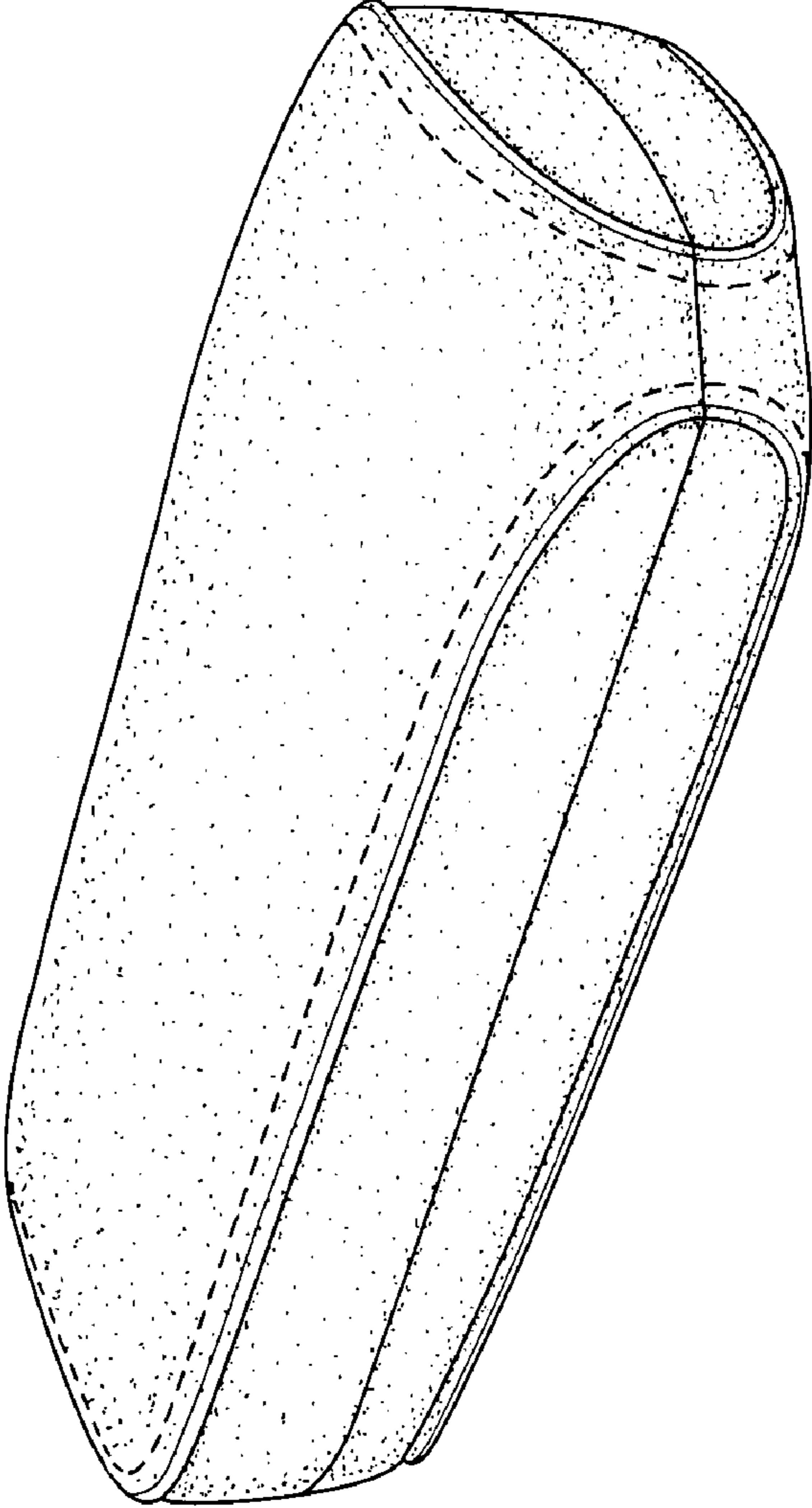


FIG. 1




FIG. 2

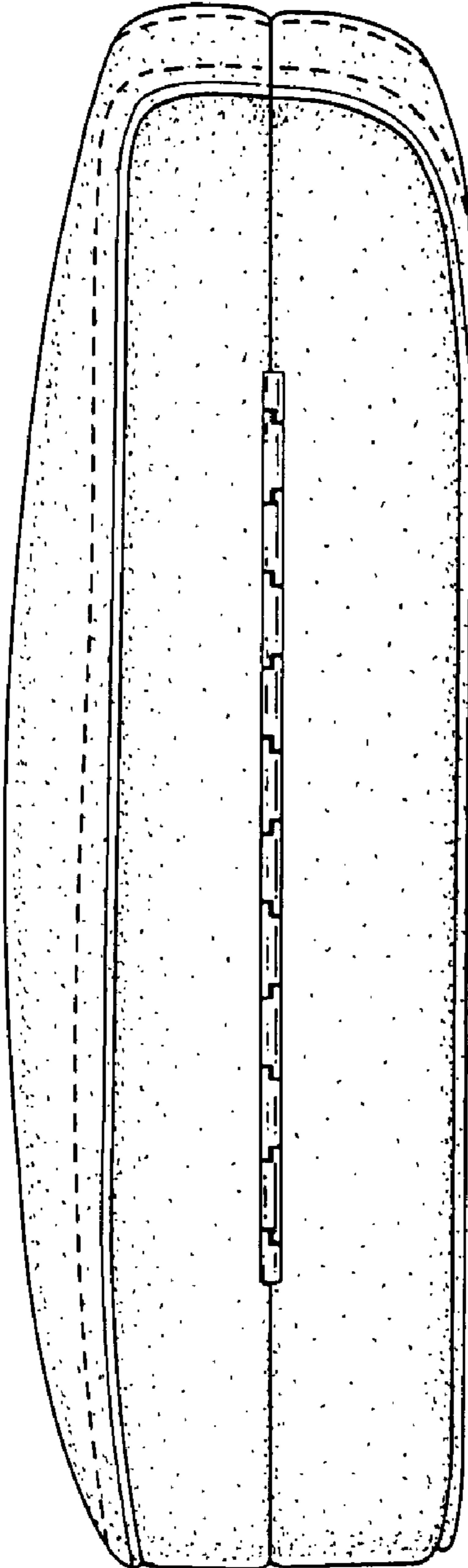


FIG. 3

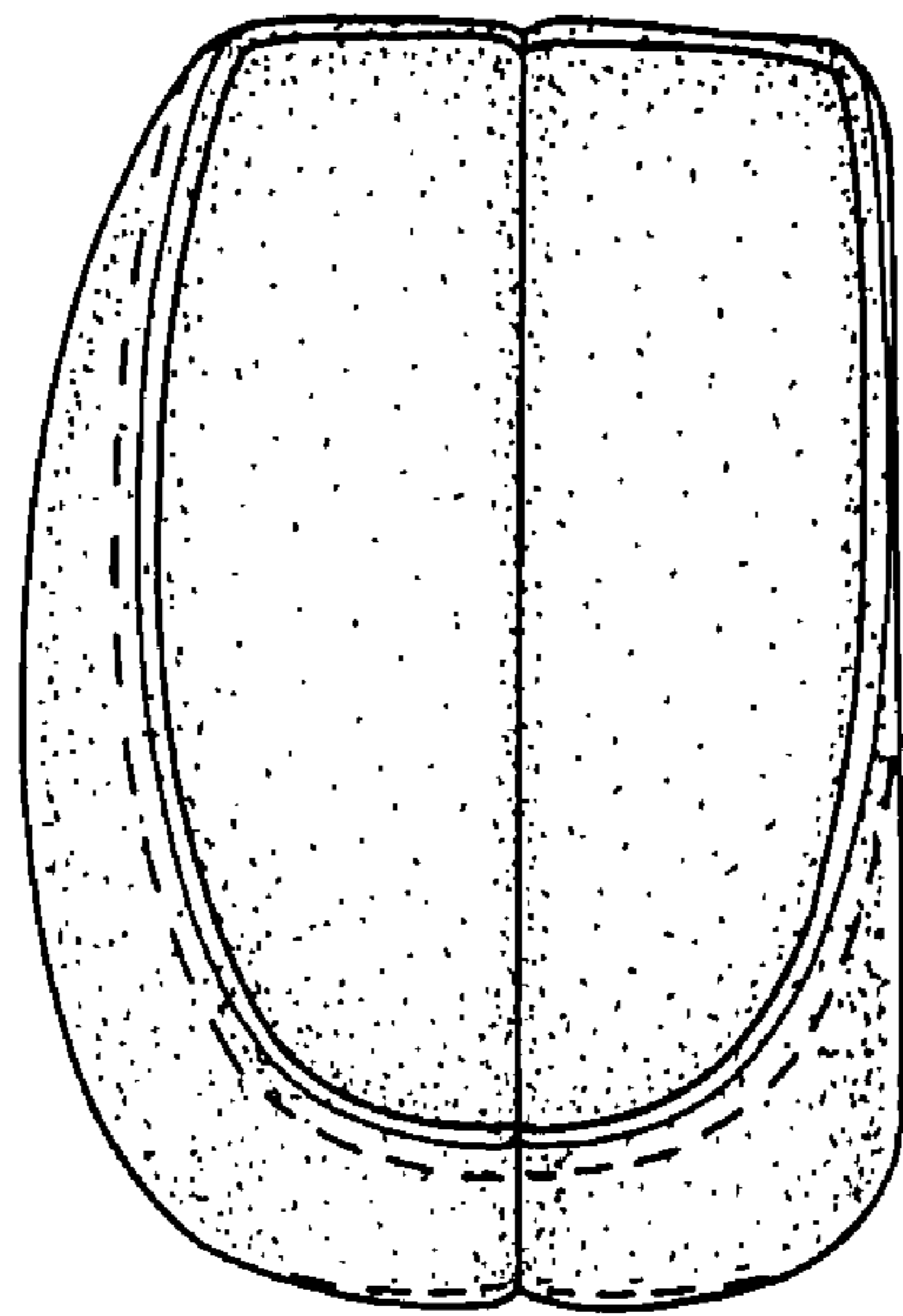


FIG. 4

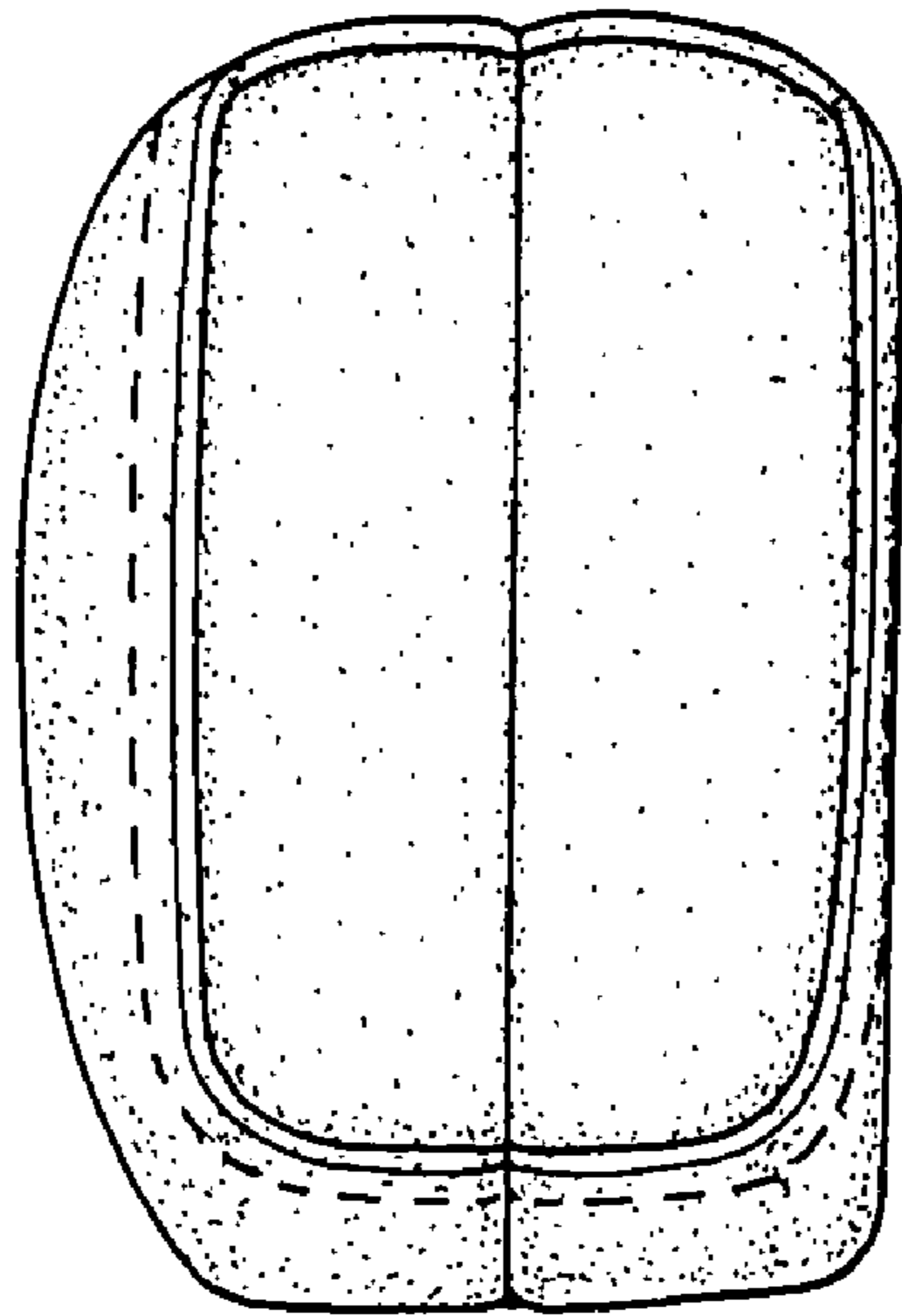


FIG. 5




FIG. 6




FIG. 7

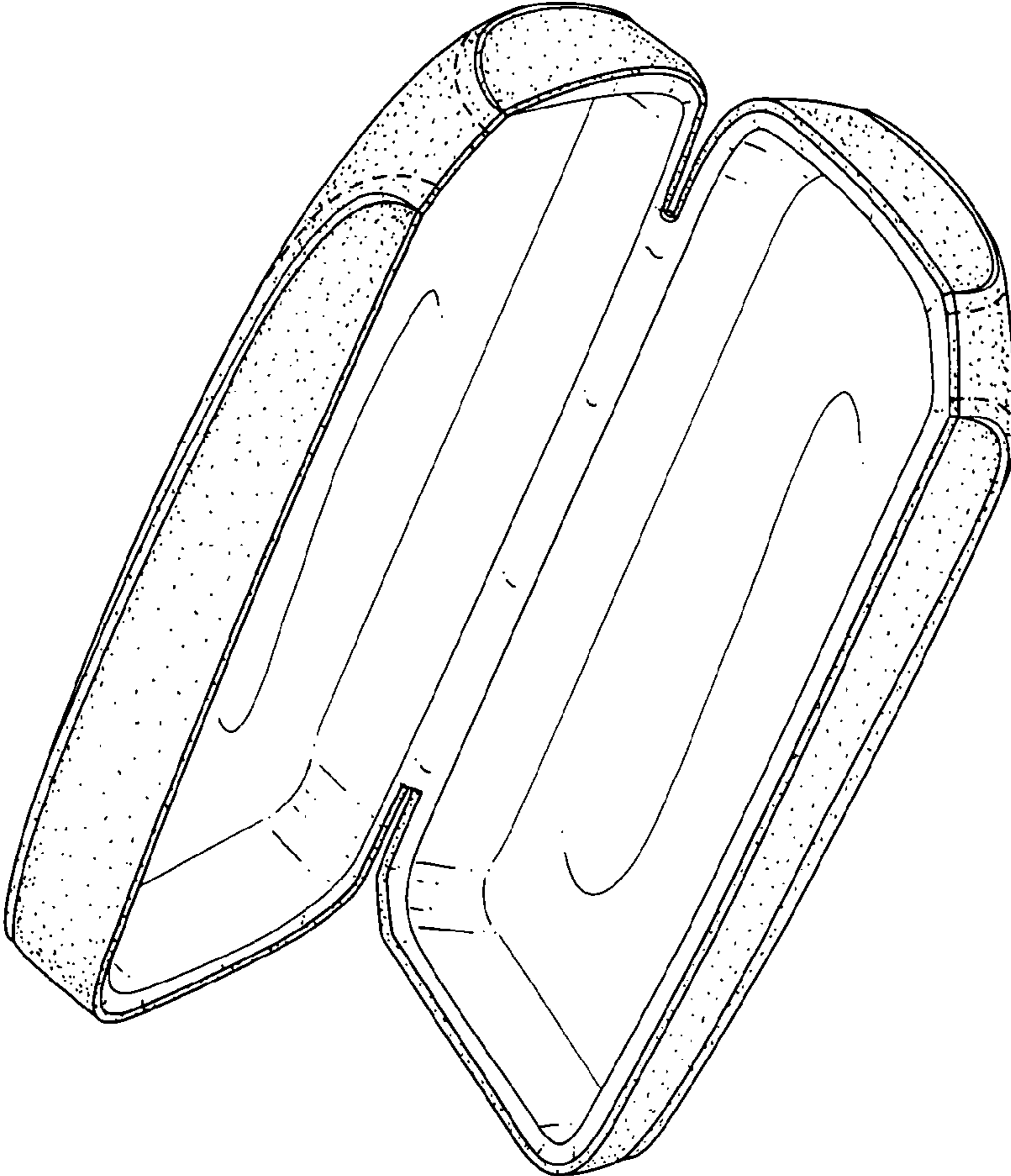


FIG. 8

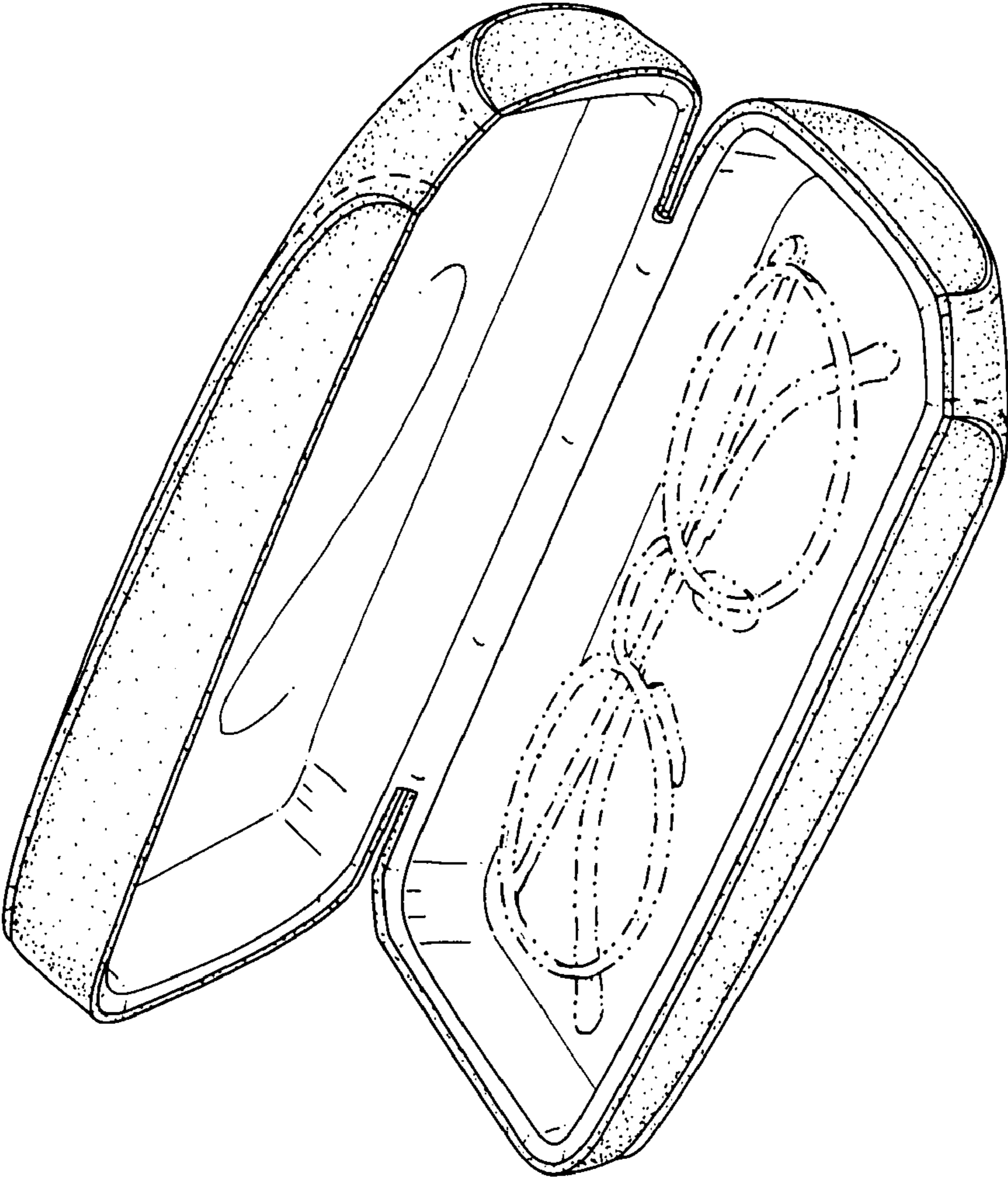


FIG. 9