



US00D547545S

(12) **United States Design Patent**
Boehm et al.

(10) **Patent No.:** **US D547,545 S**
(45) **Date of Patent:** **** Jul. 31, 2007**

(54) **BEVERAGE DISPENSER TOTE BAG**

(75) Inventors: **Ann Doyle Boehm**, Dallas, TX (US);
Bee Webster Dietemann, Dallas, TX
(US); **Jennifer D. Lind**, Dallas, TX
(US); **Christina H. Mamlouk**, Dallas,
TX (US); **Heather H. Mebane**,
McKinney, TX (US)

(73) Assignee: **Cinco Sirens, LLC**, Dallas, TX (US)

(**) Term: **14 Years**

(21) Appl. No.: **29/254,800**

(22) Filed: **Feb. 28, 2006**

(51) **LOC (8) Cl.** **09-02**

(52) **U.S. Cl.** **D3/202; D3/201; D3/226;**
D3/243

(58) **Field of Classification Search** **D3/202,**
D3/225, 226, 230, 232, 246, 218, 287, 290,
D3/324, 243, 205; 222/175, 136, 325, 399,
222/400.7, 400.8; 221/96; 206/544; 150/104,
150/105; 224/610, 148.2-148.7, 578, 643;
128/202.15; 2/114, 115, 105, 106, 247
See application file for complete search history.

(56) **References Cited**

U.S. PATENT DOCUMENTS

2,289,254	A	7/1942	Eagles	
3,443,397	A	5/1969	Donovan et al.	
D260,053	S *	8/1981	Siegel	D3/243
4,420,097	A	12/1983	Motsenbocker	
4,428,484	A	1/1984	Rattay et al.	
4,812,054	A	3/1989	Kirkendall	
5,188,266	A	2/1993	Loulias	
5,465,885	A	11/1995	Wyatt	
D372,795	S *	8/1996	Swinford et al.	D3/243
5,722,573	A	3/1998	Carnel	
5,787,556	A *	8/1998	Terzian	24/545
D452,372	S *	12/2001	Guyon	D3/246
6,494,344	B1 *	12/2002	Kressel, Sr.	222/157

6,536,637	B1	3/2003	McLaughlin	
D497,247	S *	10/2004	Kamiya	D3/218
D512,560	S *	12/2005	Williford	D3/218
D531,458	S *	11/2006	Lown et al.	D7/605
2005/0259894	A1	11/2005	Swartz et al.	

* cited by examiner

Primary Examiner—Louis S. Zarfes

Assistant Examiner—Anna K. Dworzecka

(74) *Attorney, Agent, or Firm*—Gardere Wynne Sewell, LLP

(57) **CLAIM**

The ornamental design for a beverage dispenser tote bag, as shown and described.

DESCRIPTION

FIG. 1 is a perspective view of a preferred embodiment of a beverage dispenser tote bag in accordance with our invention;

FIG. 2 is a front elevation view of the beverage dispenser tote bag shown in FIG. 1;

FIG. 3 is a rear elevation view of the beverage dispenser tote bag shown in FIG. 1;

FIG. 4 is a right side elevation view of the beverage dispenser tote bag shown in FIG. 1;

FIG. 5 is a left side elevation view of the beverage dispenser tote bag shown in FIG. 1;

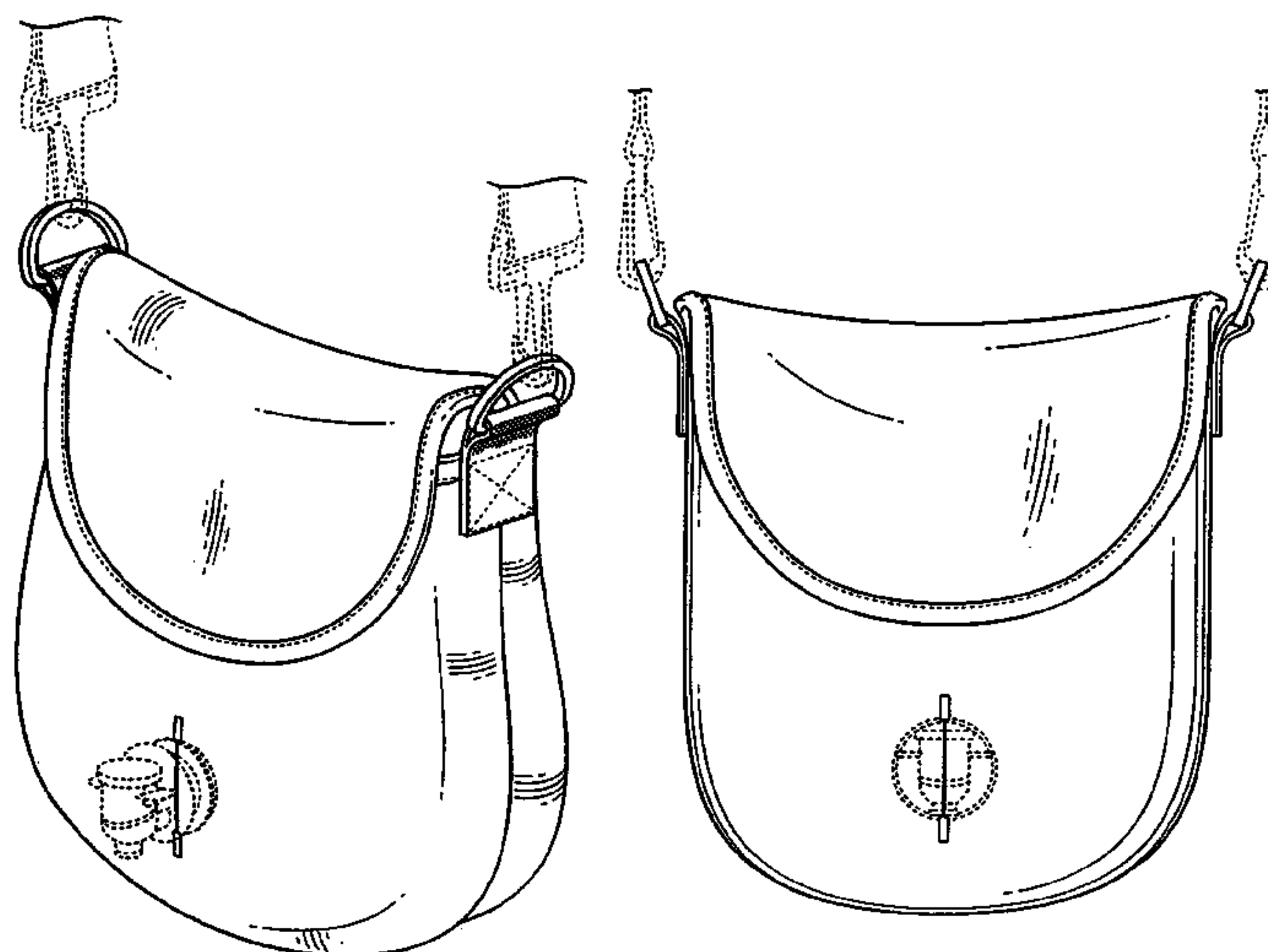
FIG. 6 is a top plan view of the beverage dispenser tote bag shown in FIG. 1; and,

FIG. 7 is a bottom plan view of the beverage dispenser tote bag shown in FIG. 1.

The dashed lines illustrating the strap hooks and the beverage dispenser nozzle, respectively, are for illustration purposes only and form no part of the present invention.

The broken lines on the flap of the bag and on the sides represent stitching.

1 Claim, 5 Drawing Sheets



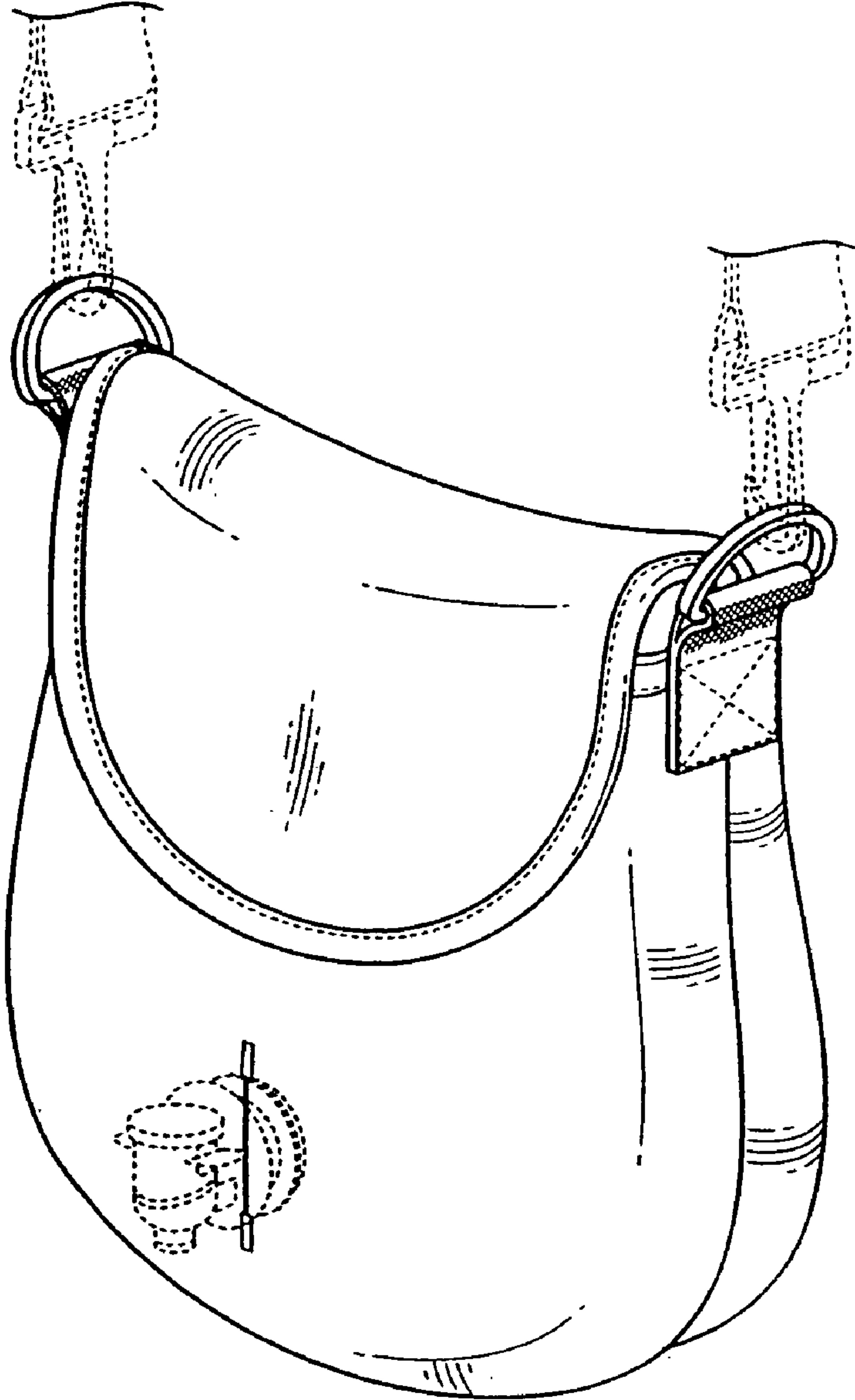


FIG. 1

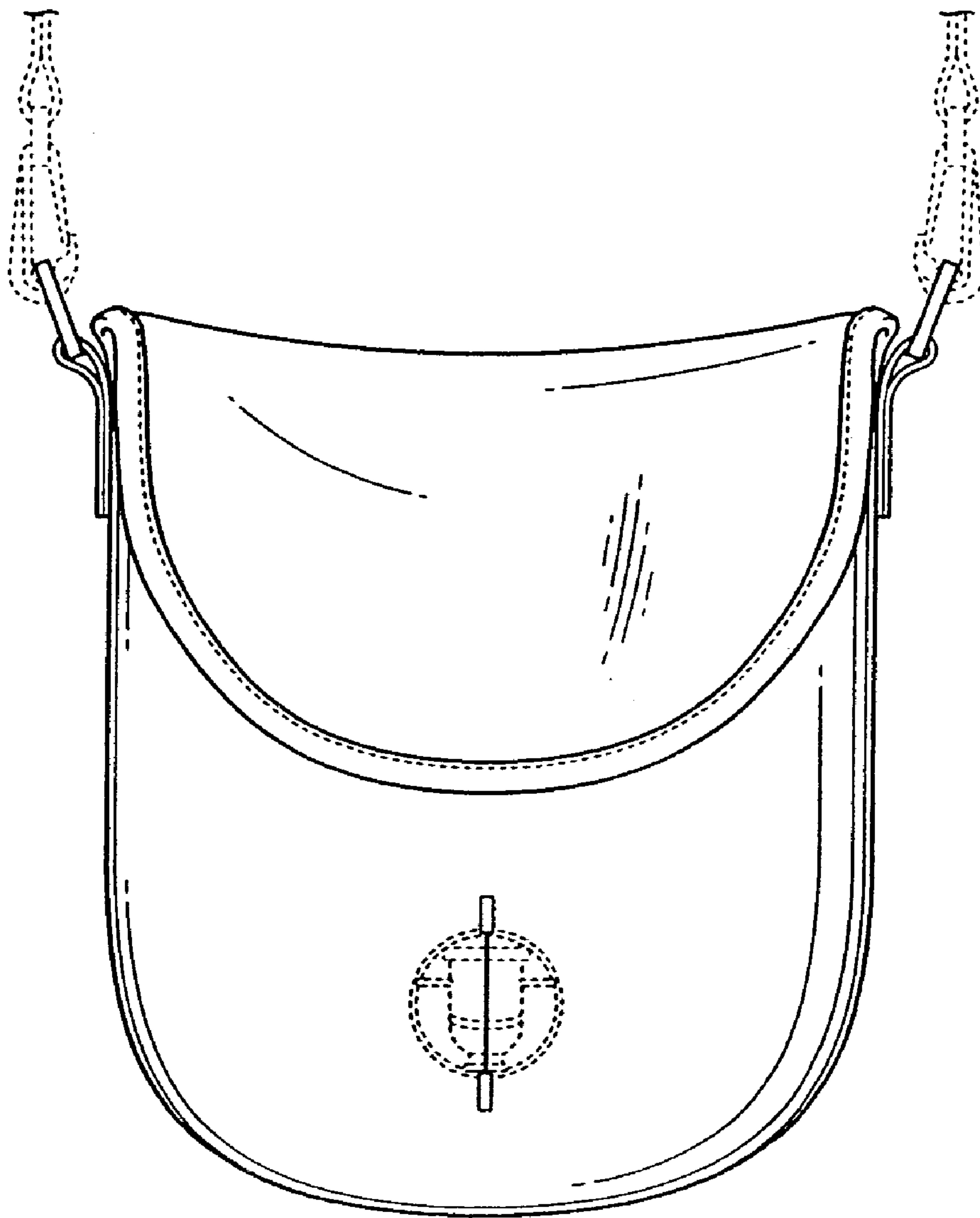


FIG. 2

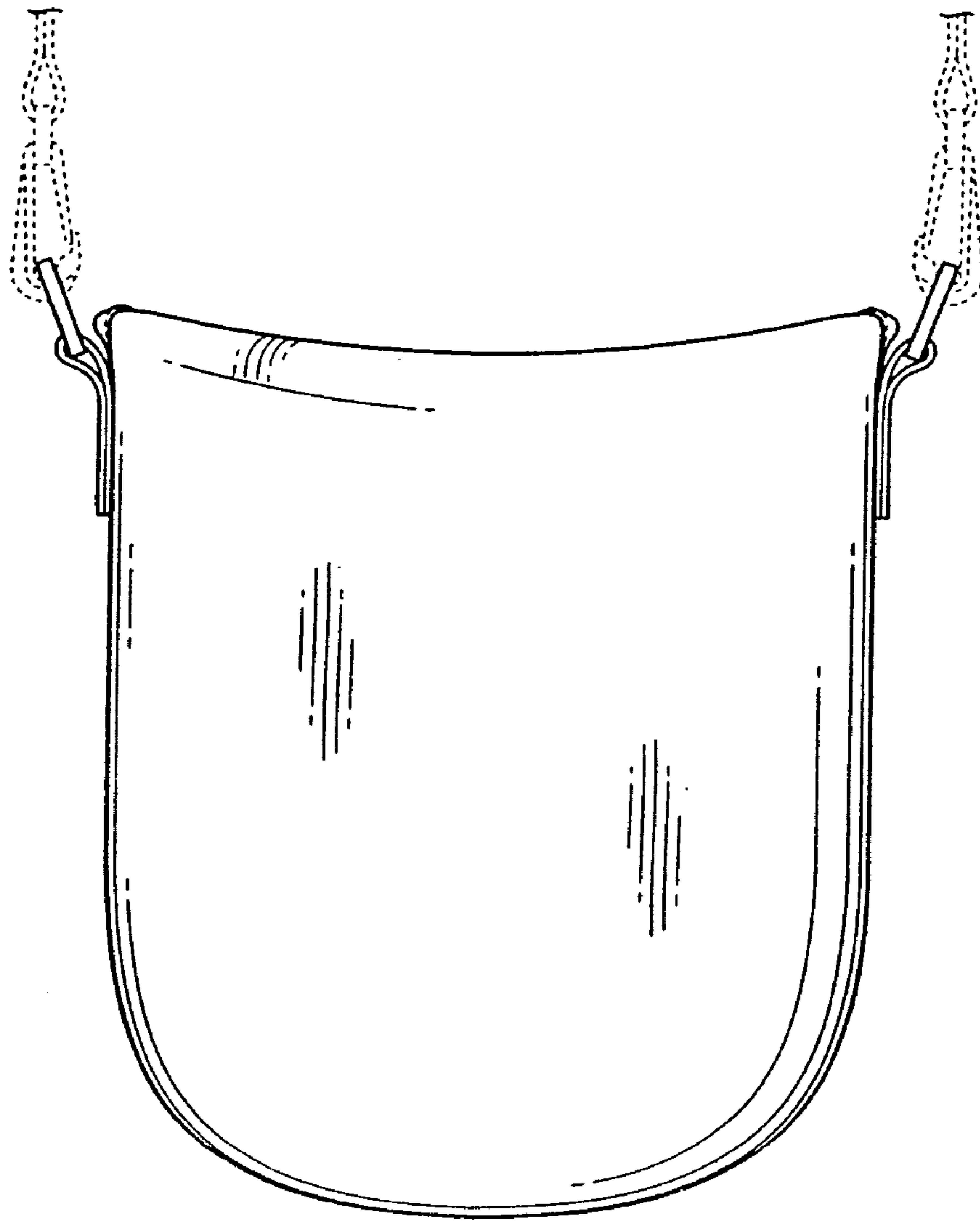


FIG. 3

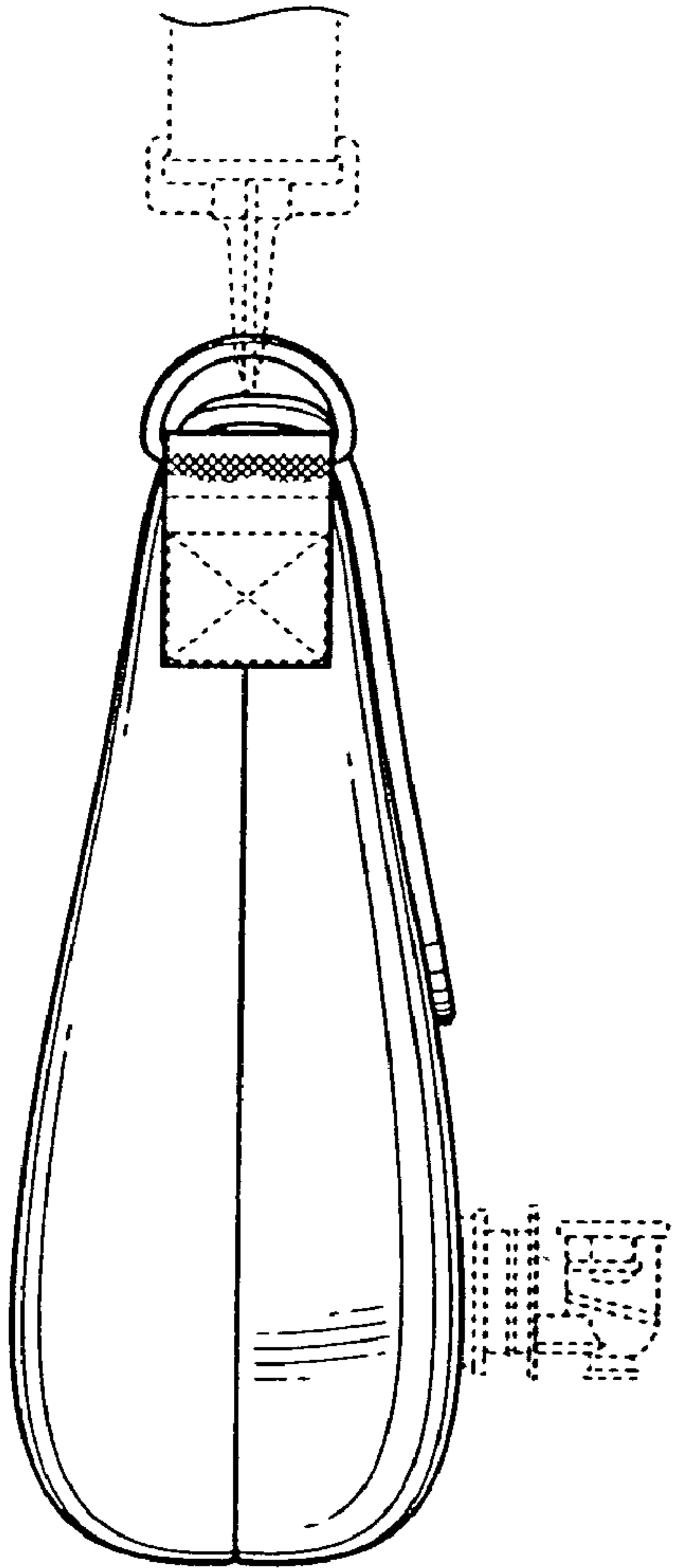


FIG. 4

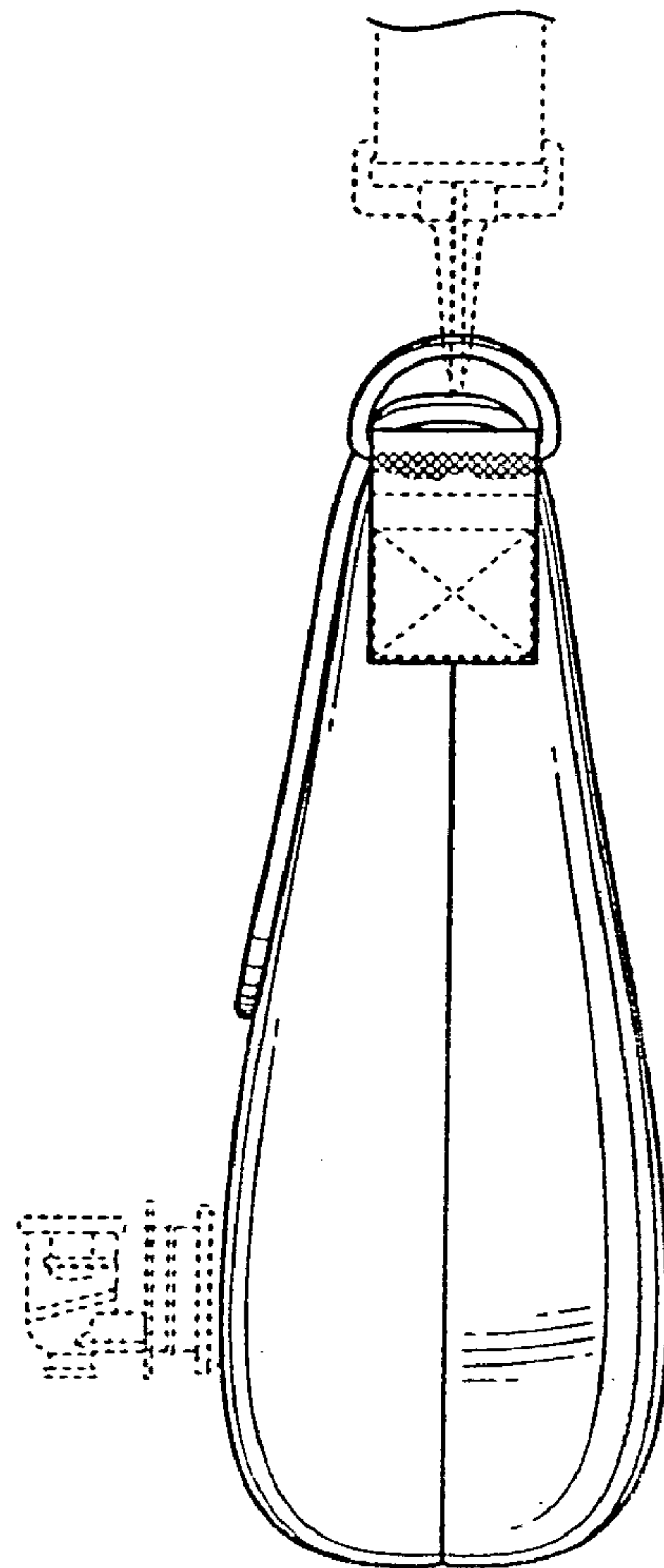


FIG. 5

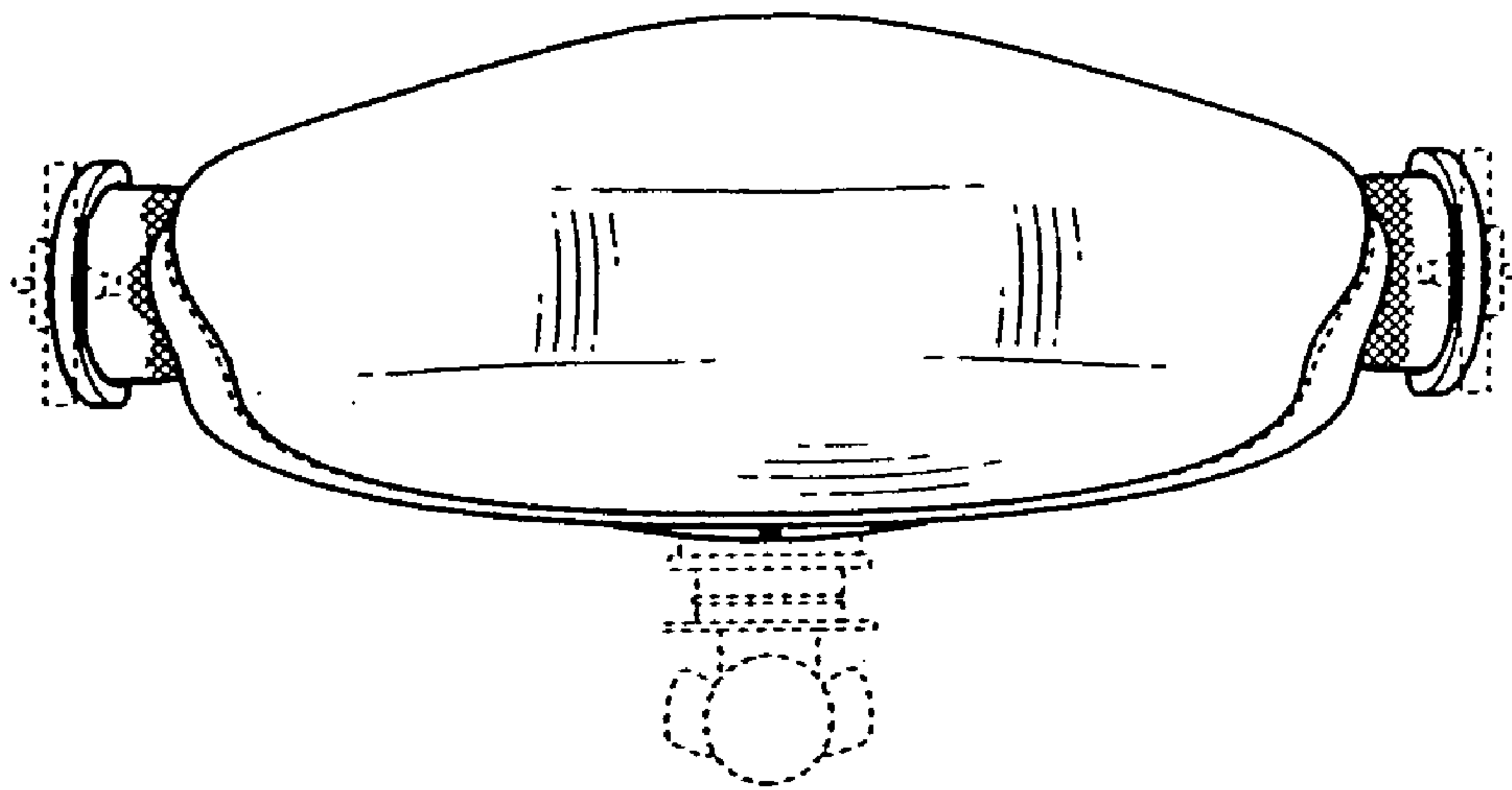


FIG. 6

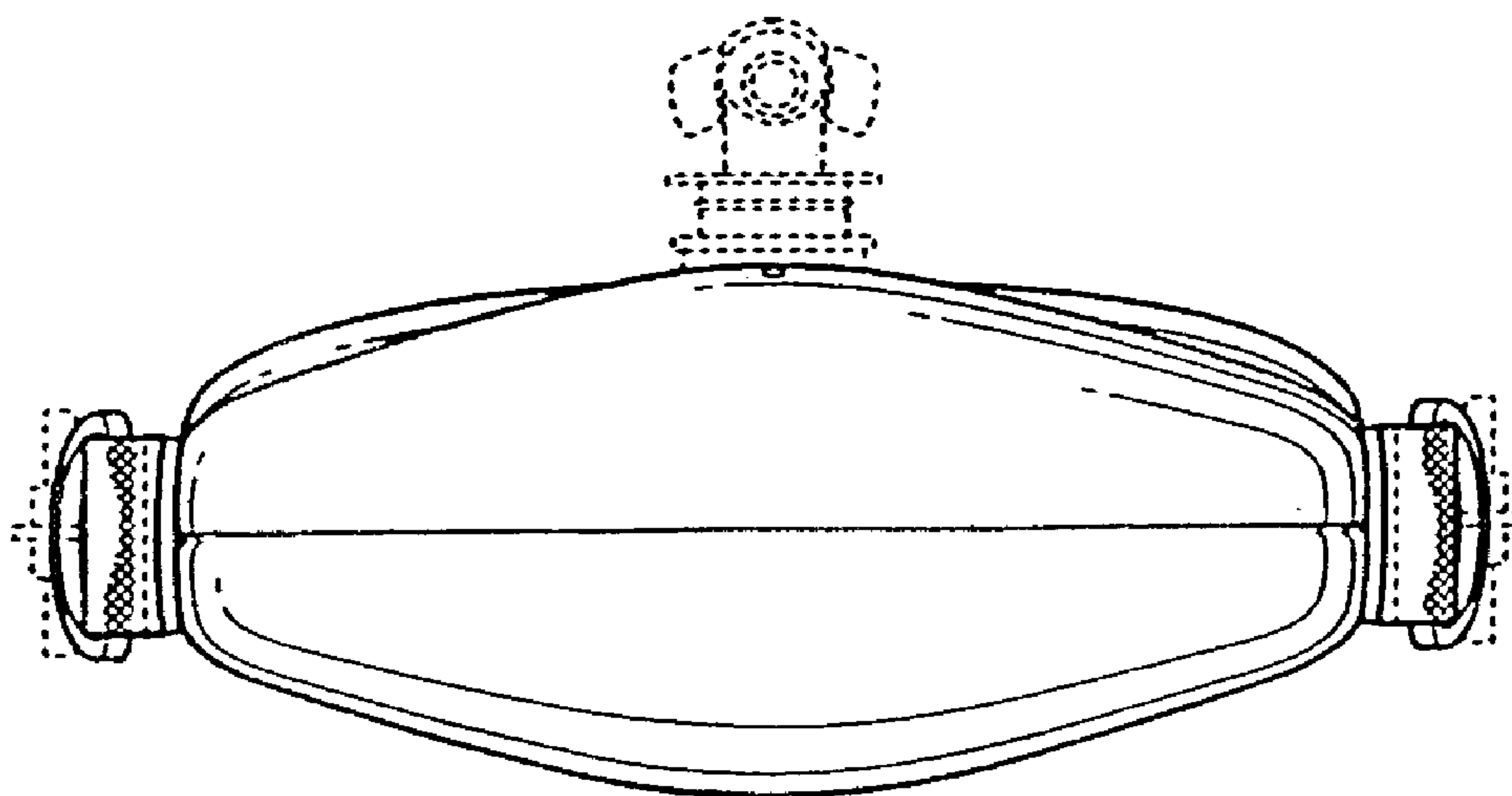


FIG. 7