

US00D547533S

(12) **United States Design Patent**  
**McClaskie**

(10) **Patent No.:** **US D547,533 S**

(45) **Date of Patent:** **\*\* Jul. 31, 2007**

(54) **OUTSOLE FOR A SHOE**

(75) **Inventor:** **Thomas E. McClaskie**, Bethlehem, PA  
(US)

(73) **Assignee:** **Columbia Insurance Company**,  
Omaha, NE (US)

(\*\*) **Term:** **14 Years**

(21) **Appl. No.:** **29/237,171**

(22) **Filed:** **Aug. 26, 2005**

(51) **LOC (8) Cl.** ..... **02-04**

(52) **U.S. Cl.** ..... **D2/959; D2/953**

(58) **Field of Classification Search** ..... D2/902,  
D2/947, 951, 953, 954, 956, 957, 959, 960,  
D2/977; 36/3 B, 22 R, 25 R, 32 R, 59 C  
See application file for complete search history.

(56) **References Cited**

U.S. PATENT DOCUMENTS

1,974,543 A	9/1934	Reymond	12/142
2,046,217 A	6/1936	Strauss	36/72
2,063,227 A *	12/1936	Calvin	36/12
2,079,237 A	5/1937	Allard	36/72
D113,851 S *	3/1939	McCarthy	D2/951
2,160,768 A	5/1939	Wasser	36/72
2,344,069 A	3/1944	Wasser	36/72
3,091,871 A	6/1963	Tronche	36/72
3,175,310 A	3/1965	MacQuaid	36/72
3,175,311 A	3/1965	MacQuaid	36/72
3,191,321 A	6/1965	Brutting	36/2.5
3,213,551 A	10/1965	Krauss	36/2.5
D205,026 S *	6/1966	Rosenbaum	D2/951
3,407,518 A	10/1968	MacQuaid et al.	36/72
3,525,165 A	8/1970	Randall, Jr.	36/2.5
3,561,142 A	2/1971	Streit, Sr. et al.	36/72
3,577,663 A *	5/1971	Mershon	36/67 D
3,629,051 A *	12/1971	Mitchell	524/441
4,231,170 A	11/1980	Griswold	36/72

4,366,629 A	1/1983	Scherz	36/4
4,562,652 A	1/1986	Hensler	36/102
4,641,438 A *	2/1987	Laird et al.	36/59 C
4,642,917 A *	2/1987	Ungar	36/59 C
4,908,963 A	3/1990	Krajcir et al.	36/77
4,995,174 A	2/1991	Hong et al.	36/72
D319,341 S *	8/1991	Shrive	D2/959
5,048,203 A	9/1991	Kling	36/32
D323,739 S *	2/1992	Kaiser	D2/959
D331,487 S *	12/1992	Arai	D2/959
5,185,944 A	2/1993	Okajima	36/45
D356,663 S *	3/1995	Ueda	D2/902
5,483,760 A *	1/1996	Kataoka et al.	36/134

(Continued)

*Primary Examiner*—Celia A. Murphy

(74) *Attorney, Agent, or Firm*—St. Onge Steward Johnston  
& Reens LLC

(57) **CLAIM**

I claim the ornamental design for an outsole for a shoe, as shown and described.

**DESCRIPTION**

FIG. 1 is a bottom view of an outsole for a shoe showing my new design;

FIG. 2 is a right side view thereof;

FIG. 3 is a left side view thereof;

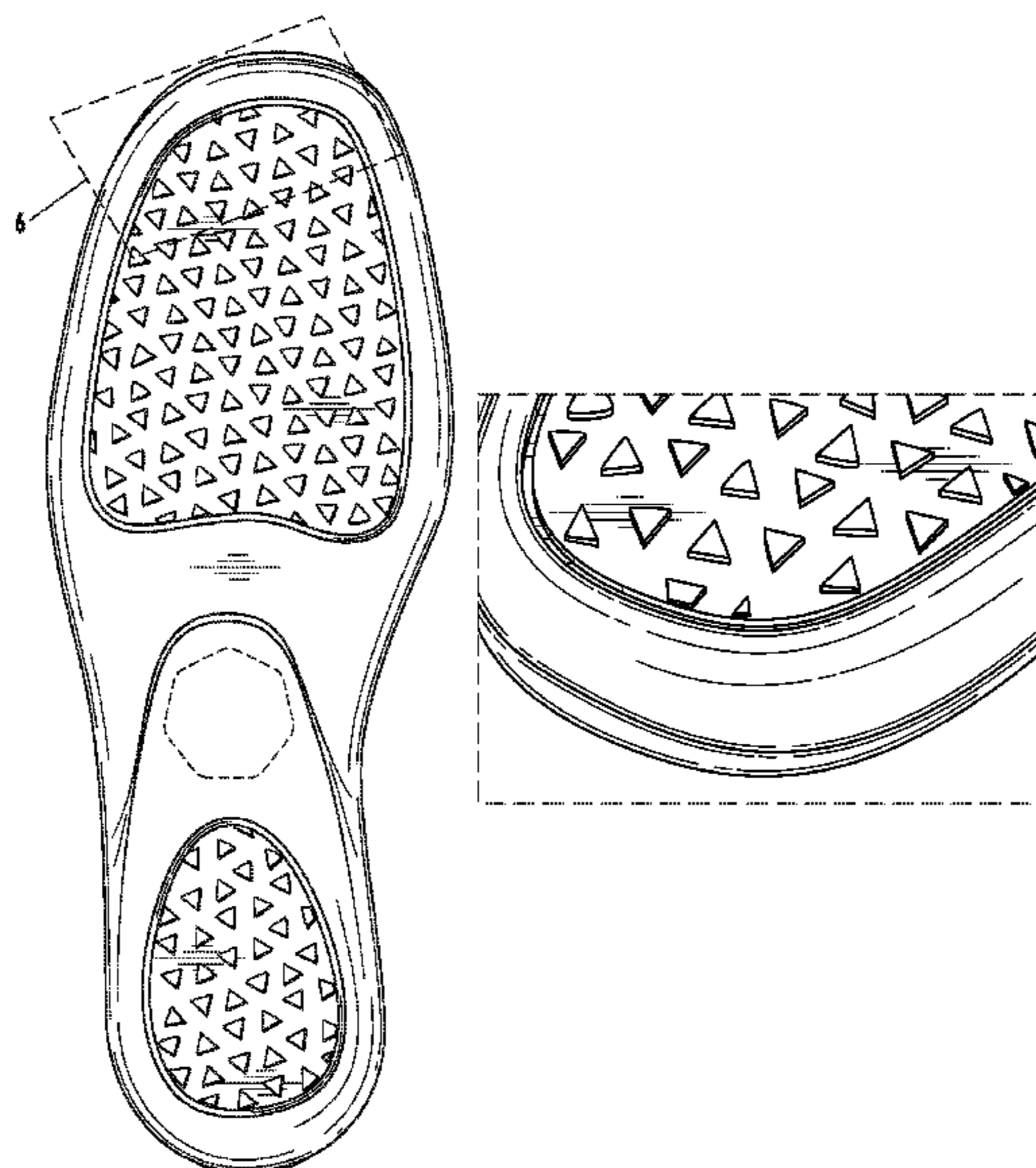
FIG. 4 is a front view thereof;

FIG. 5 is a rear view thereof; and,

FIG. 6 is an enlarged perspective view of the area labeled "6" in FIG. 1.

The broken line showing a heptagonal shape in the arch area of FIG. 1, represents the boundary of the design; with neither the line itself nor the area within forming any part of the claim.

**1 Claim, 4 Drawing Sheets**



# US D547,533 S

Page 2

## U.S. PATENT DOCUMENTS

5,499,459	A	3/1996	Tomaro .....	36/10	D437,107	S	*	2/2001	Patterson et al. ....	D2/954
5,526,584	A	6/1996	Bleimhofer et al. ....	36/10	D449,155	S	*	10/2001	McClaskie .....	D2/957
5,581,913	A	* 12/1996	Kataoka et al. ....	36/134	D455,543	S	*	4/2002	Feeney et al. ....	D2/953
D381,494	S	* 7/1997	Anderson .....	D2/959	D482,851	S	*	12/2003	McClaskie .....	D2/956
5,689,904	A	* 11/1997	Kataoka et al. ....	36/129	D495,477	S	*	9/2004	McClaskie .....	D2/956
5,724,754	A	* 3/1998	Kataoka et al. ....	36/134	D498,041	S	*	11/2004	McClaskie .....	D2/956
5,738,937	A	4/1998	Baychar .....	428/316.6	D501,707	S	*	2/2005	Nakano .....	D2/959
5,752,332	A	* 5/1998	Kataoka et al. ....	36/134	D504,998	S	*	5/2005	McClaskie .....	52/959
D414,319	S	* 9/1999	Werman .....	D2/959	D527,172	S	*	8/2006	Burg .....	D2/959
D426,947	S	* 6/2000	Pollastrelli .....	D2/956	2005/0229428	A1	*	10/2005	Holcomb .....	36/7.1 R
D430,388	S	* 9/2000	Dittrich et al. ....	D2/959						

\* cited by examiner

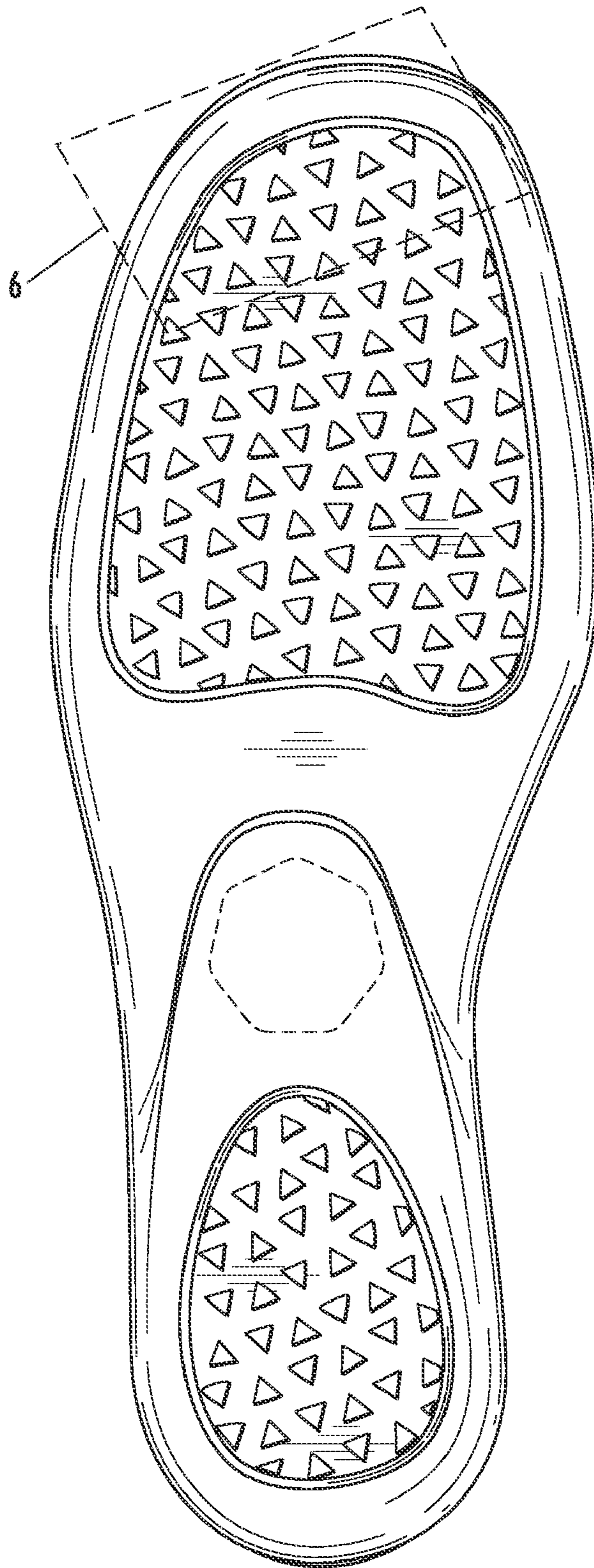


FIG. 1



FIG. 2



FIG. 3

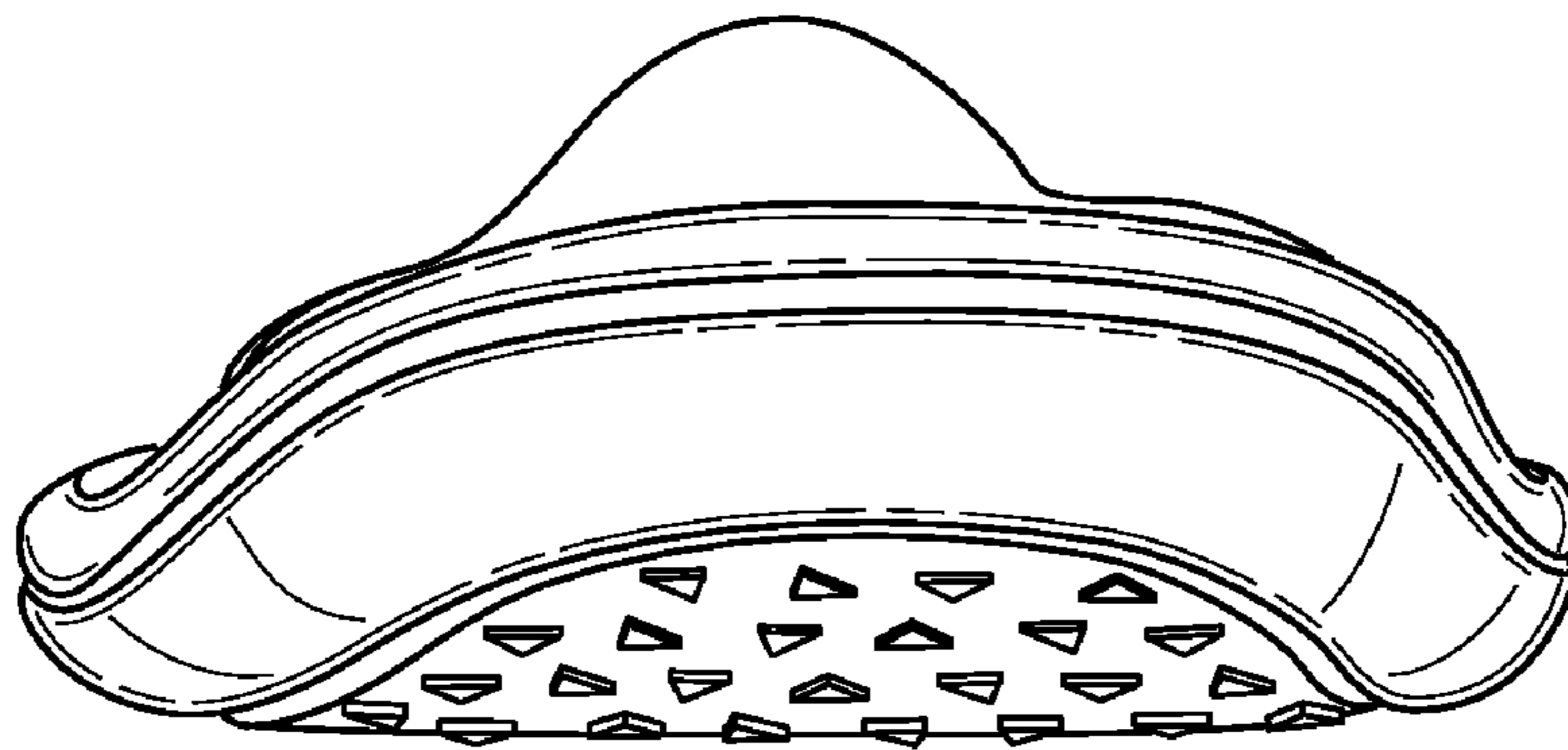


FIG. 4

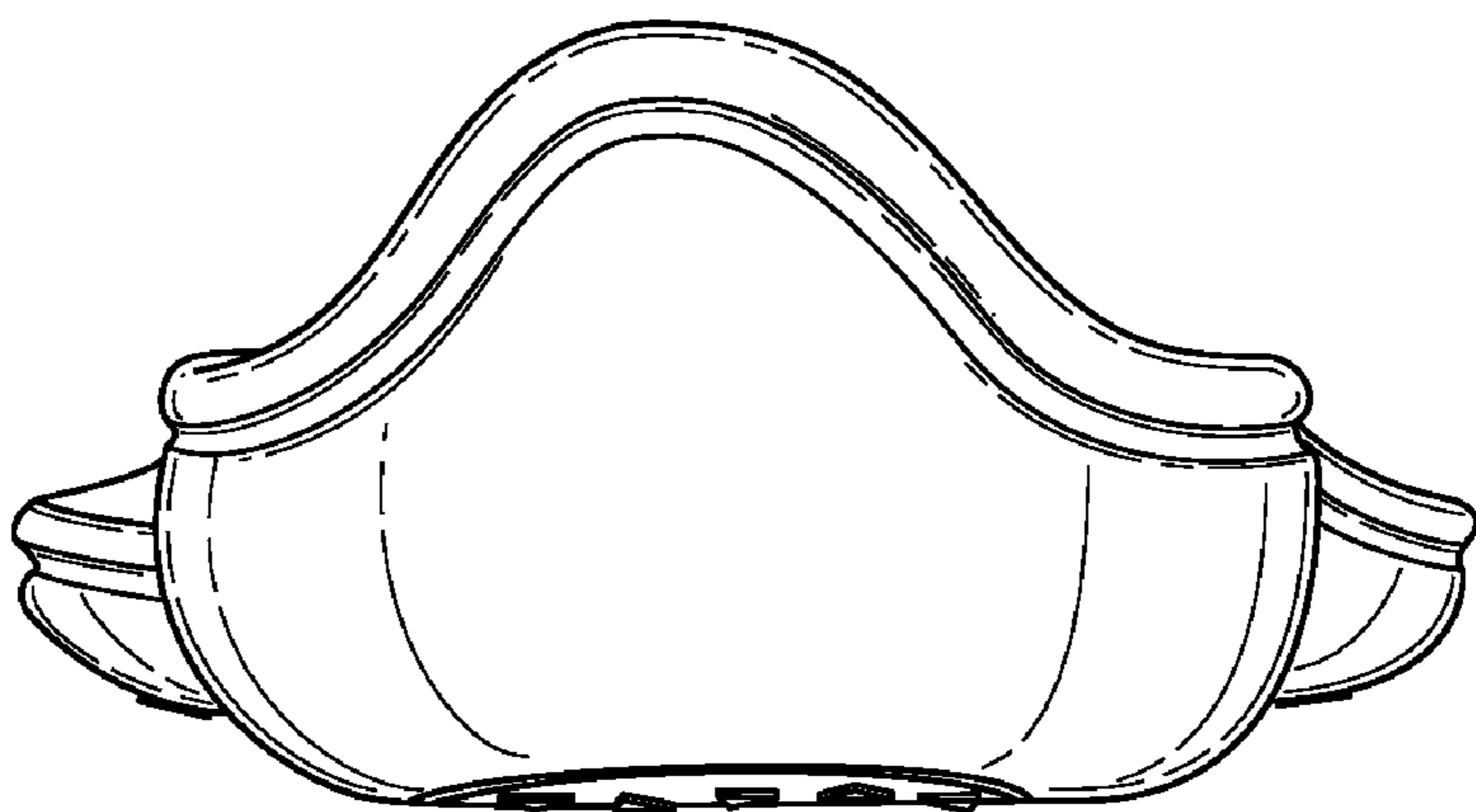


FIG. 5




FIG. 6