



US00D547515S

(12) **United States Design Patent**  
**Weiss**

(10) **Patent No.:** **US D547,515 S**

(45) **Date of Patent:** **\*\* Jul. 24, 2007**

(54) **HALF-ROUND PERFORATED CONTAINER**

D461,290 S \* 8/2002 Shilling et al. .... D34/1  
D535,075 S \* 1/2007 Weiss ..... D34/1  
D537,597 S \* 2/2007 Bolden ..... D34/1

(75) Inventor: **Richard E. Weiss**, Pottsville, PA (US)

\* cited by examiner

(73) Assignee: **United Metal Receptacle Corp.**,  
Pottsville, PA (US)

*Primary Examiner*—Cynthia E. Ramirez

(\*\*) Term: **14 Years**

(74) *Attorney, Agent, or Firm*—Duane Morris LLP

(21) Appl. No.: **29/249,408**

(57) **CLAIM**

(22) Filed: **Oct. 5, 2006**

The ornamental design for a half-round perforated container,  
as shown and described.

(51) **LOC (8) Cl.** ..... **09-09**

**DESCRIPTION**

(52) **U.S. Cl.** ..... **D34/1**

FIG. 1 is a perspective view of a half-round perforated  
container according to the new design.

(58) **Field of Classification Search** ..... D34/1,  
D34/5, 6, 7, 8, 9, 10, 11; 220/908–913

FIG. 2 is an elevation view from the front.

See application file for complete search history.

FIG. 3 is an elevation view from the rear.

(56) **References Cited**

**U.S. PATENT DOCUMENTS**

D324,122 S \* 2/1992 Brusing ..... D34/10  
D447,304 S \* 8/2001 Niemeyer ..... D34/1  
6,311,859 B1 \* 11/2001 Haas ..... 220/4.22  
D457,703 S \* 5/2002 Tolar ..... D34/7  
D460,594 S \* 7/2002 Weiss et al. .... D34/6


FIG. 4 is an elevation view from the left side in FIG. 2.

FIG. 5 is an elevation view from the right side in FIG. 2.


FIG. 6 is a top plan view; and,

FIG. 7 is a bottom plan view.


**1 Claim, 3 Drawing Sheets**



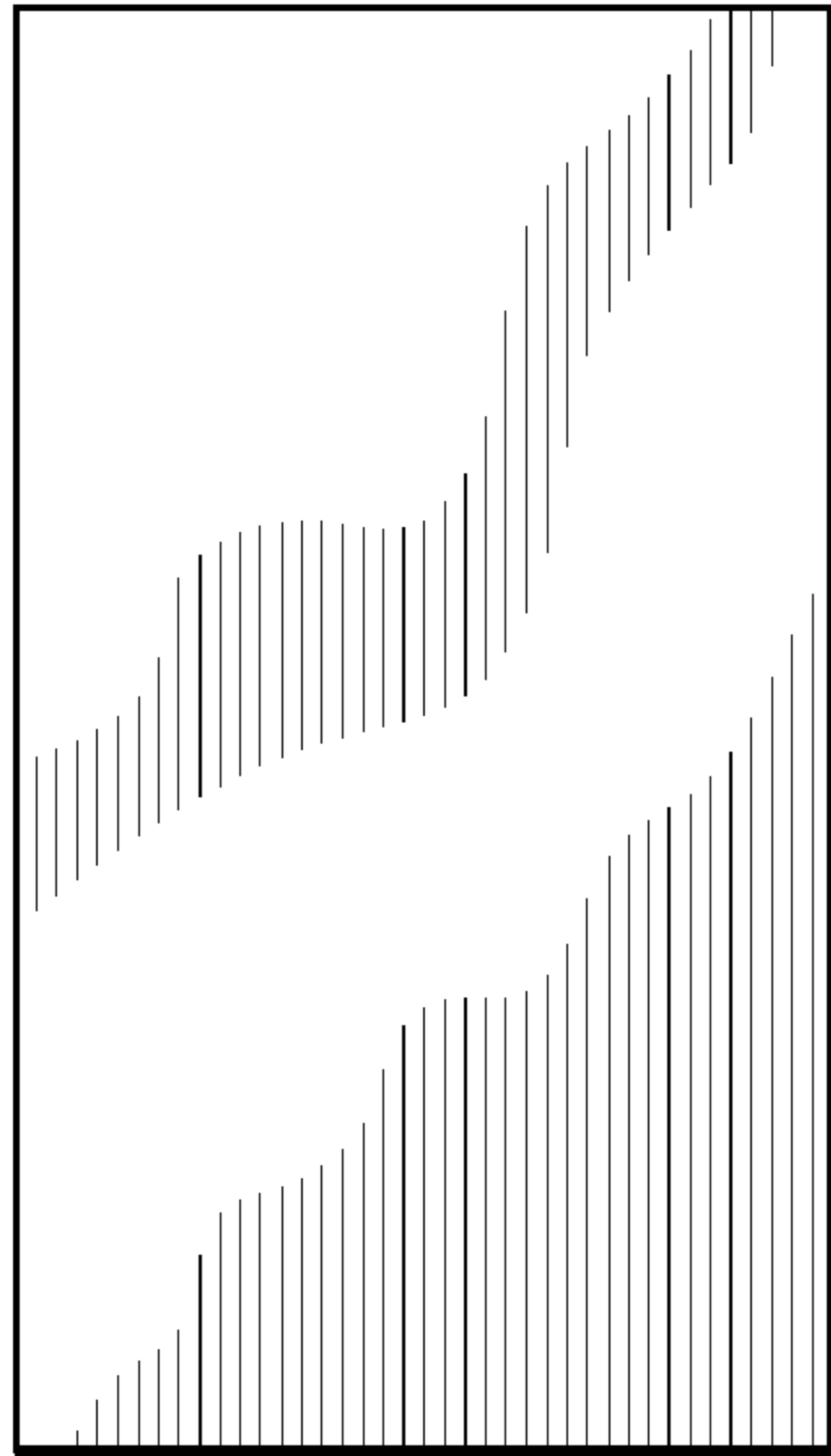
*FIG. 1*




*FIG. 2*




*FIG. 3*



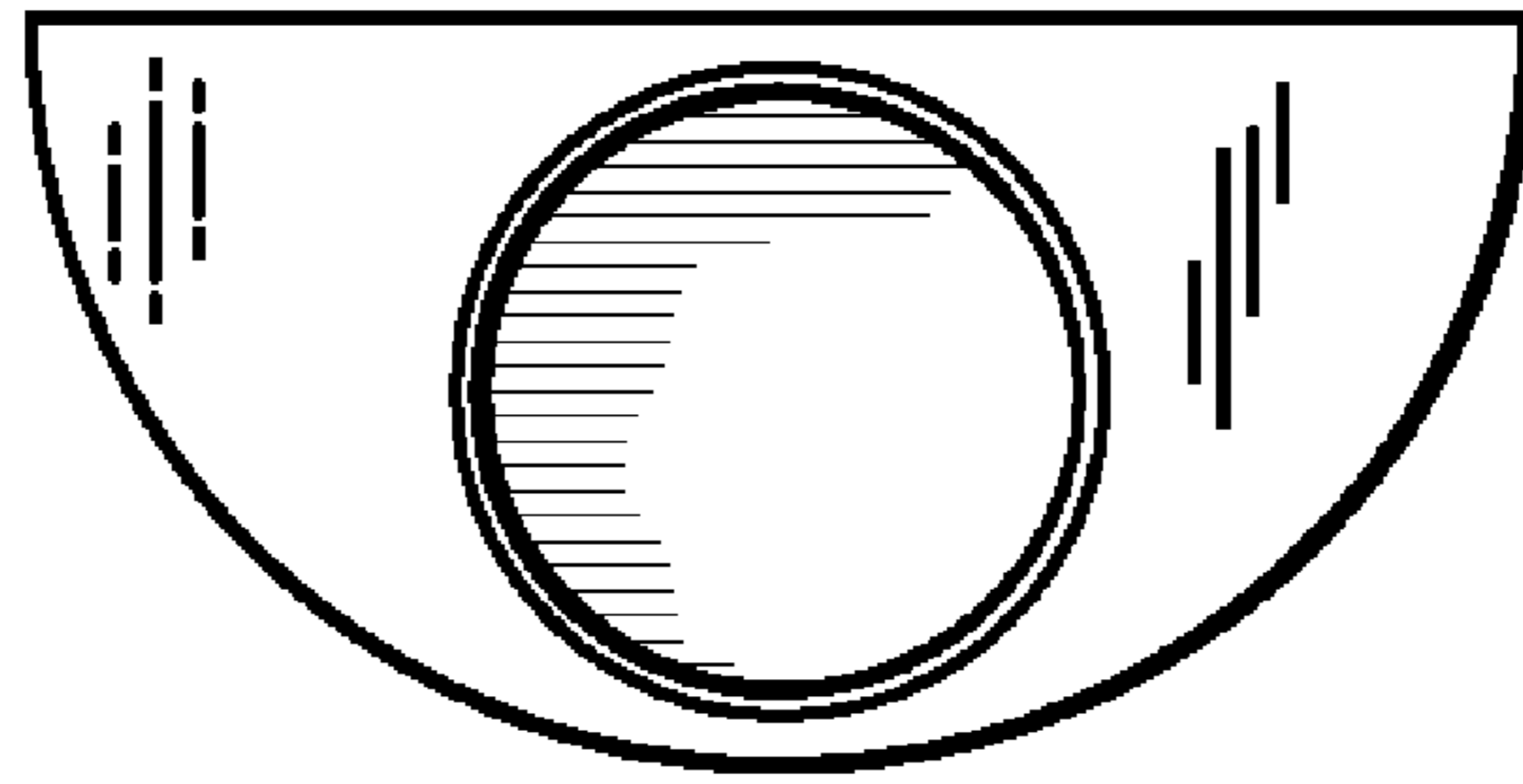
*FIG. 4*



*FIG. 5*



*FIG. 6*



*FIG. 7*

