

US00D547510S

(12) **United States Design Patent**  
**Nelson**

(10) **Patent No.:** **US D547,510 S**

(45) **Date of Patent:** **\*\* Jul. 24, 2007**

(54) **SWEEPER MATERIAL HOLDING BOX**

2004/0074027 A1 4/2004 Grey

(76) Inventor: **Marc O. Nelson**, 14061-92nd Pl.,  
Maple Grove, MN (US) 55369

FOREIGN PATENT DOCUMENTS

(\*\*) Term: **14 Years**

DE 19503257 A1 \* 8/1996  
JP 54060767 A \* 5/1979  
JP 10317339 A \* 12/1998

(21) Appl. No.: **29/199,424**

\* cited by examiner

(22) Filed: **Feb. 17, 2004**

*Primary Examiner*—Alan P. Douglas  
*Assistant Examiner*—Lavone D. Tabor

(51) **LOC (8) Cl.** ..... **15-05**

(52) **U.S. Cl.** ..... **D32/39**

(58) **Field of Classification Search** ..... D32/38,  
D32/39, 74; 15/41.1, 42-44, 46, 48, 79.1,  
15/342, 349, 364, 388, 257.1, 257.3, 257.4,  
15/257.5

(74) *Attorney, Agent, or Firm*—Richard O. Bartz; Richard  
John Bartz

See application file for complete search history.

(57) **CLAIM**

The ornamental design of a sweeper material holding box, as shown and described.

(56) **References Cited**

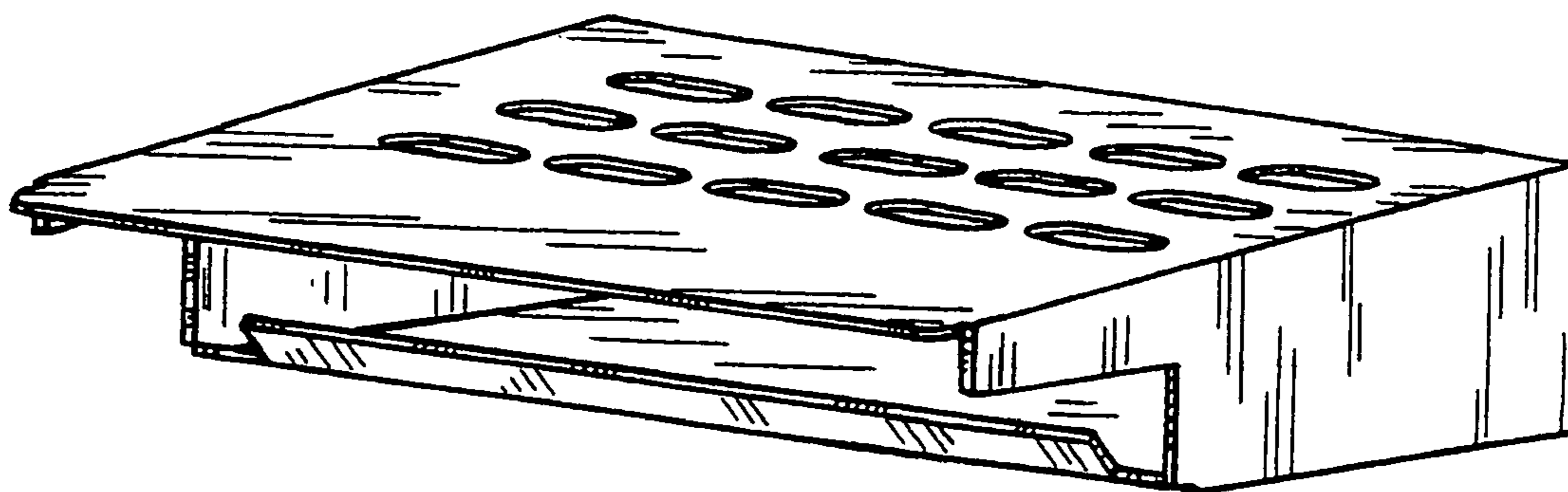
**DESCRIPTION**


U.S. PATENT DOCUMENTS

- 3,184,775 A 5/1965 Downey et al.
- 3,460,188 A 8/1969 Boyd
- 3,671,991 A \* 6/1972 Fukuba ..... 15/41.1
- 3,978,539 A 9/1976 Yonkers
- 4,360,939 A \* 11/1982 Krumm et al. .... 15/41.1 X
- 4,445,245 A 5/1984 Lu
- 4,701,969 A \* 10/1987 Berfield et al. .... 15/79.1
- 4,709,436 A \* 12/1987 Berfield et al. .... 15/79.1
- 4,974,283 A 12/1990 Holsten et al.
- 4,979,260 A 12/1990 Holsten et al.
- 5,309,597 A 5/1994 Wymore
- 5,765,258 A 6/1998 Melito et al.
- 5,896,611 A 4/1999 Haaga

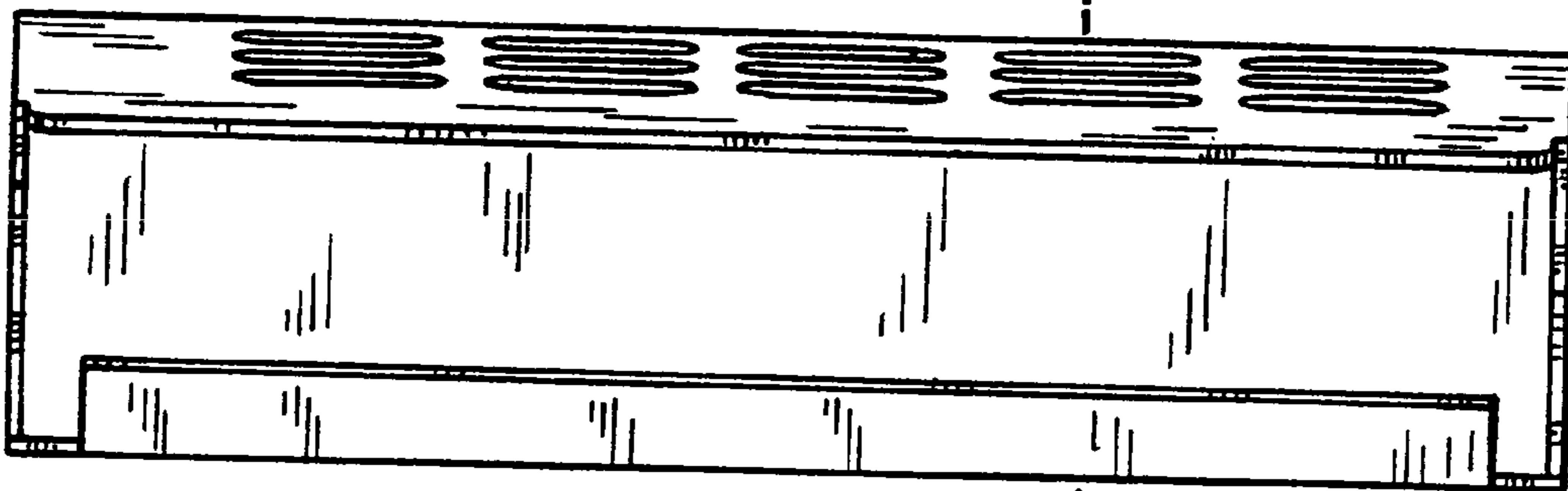
FIG. 1 is a perspective view of a sweeper material holding box of my new design;  
 FIG. 2 is an enlarged front elevational view thereof;  
 FIG. 3 is an enlarged side elevational view of the right side thereof;  
 FIG. 4 is an enlarged side elevational view of the left side thereof;  
 FIG. 5 is an enlarged rear elevational view thereof;  
 FIG. 6 is an enlarged top plan view thereof;  
 FIG. 7 is an enlarged bottom plan view thereof; and,  
 FIG. 8 is a sectional view taken along line 8-8 of FIG. 2.

**1 Claim, 3 Drawing Sheets**

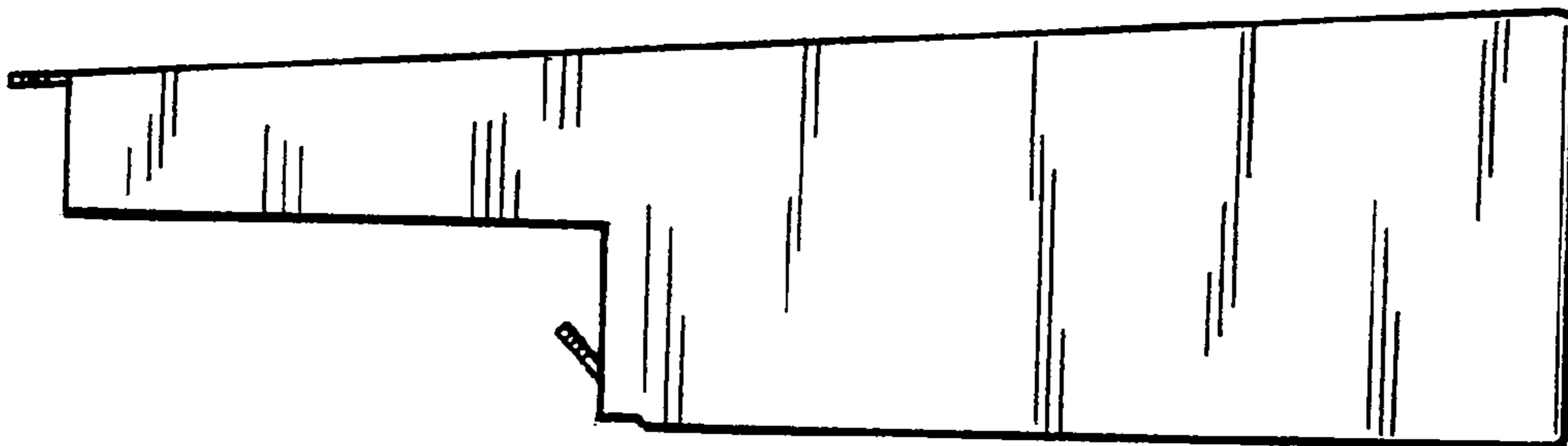





**FIG. 1**



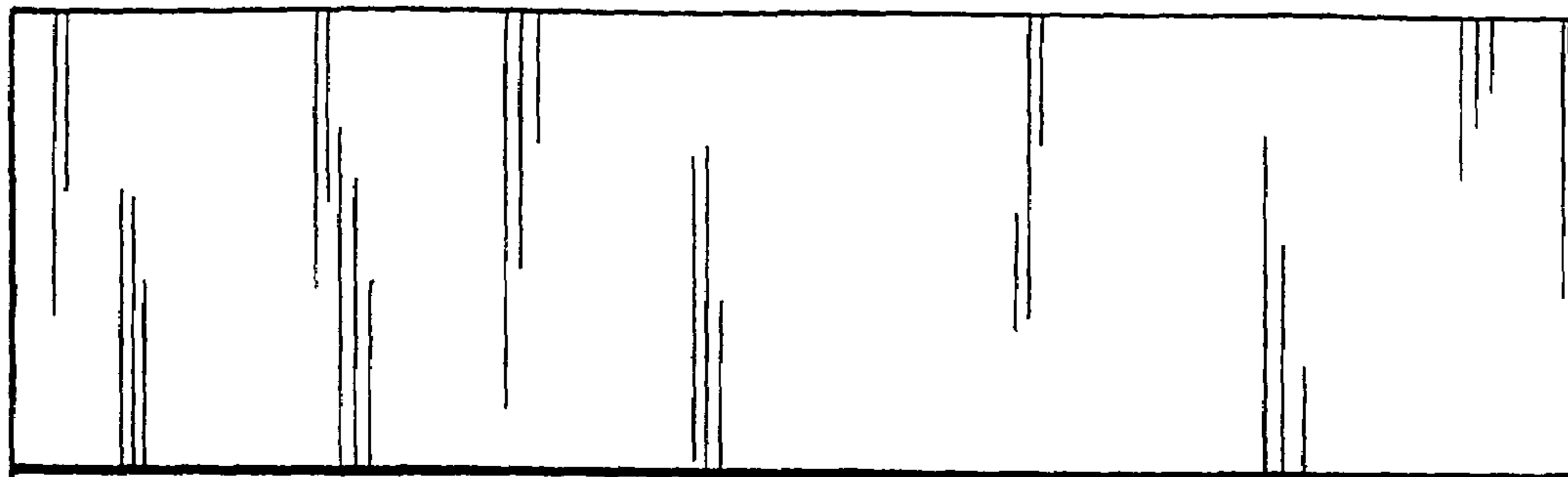
**FIG. 2**



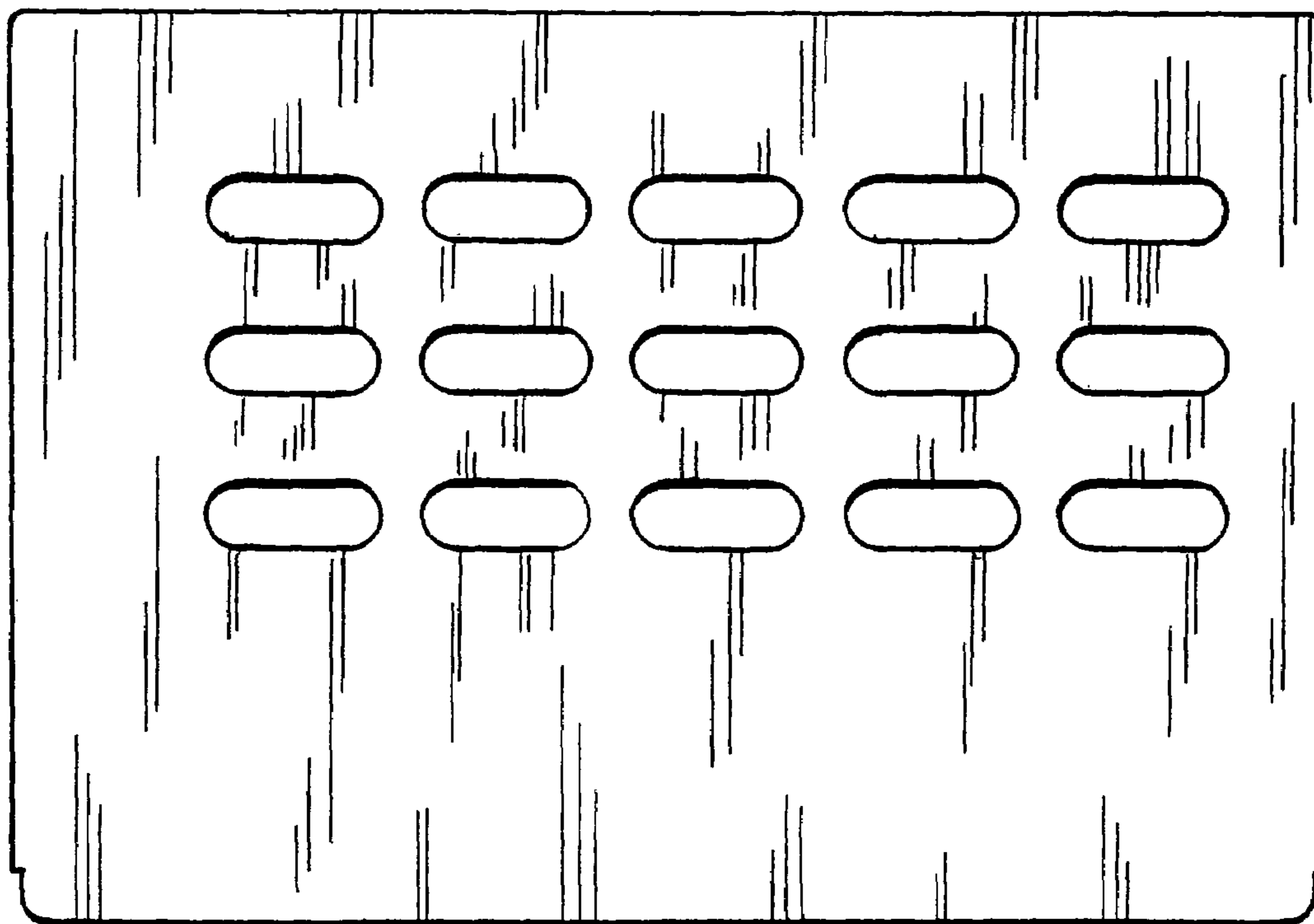
**FIG. 3**




**FIG. 4**



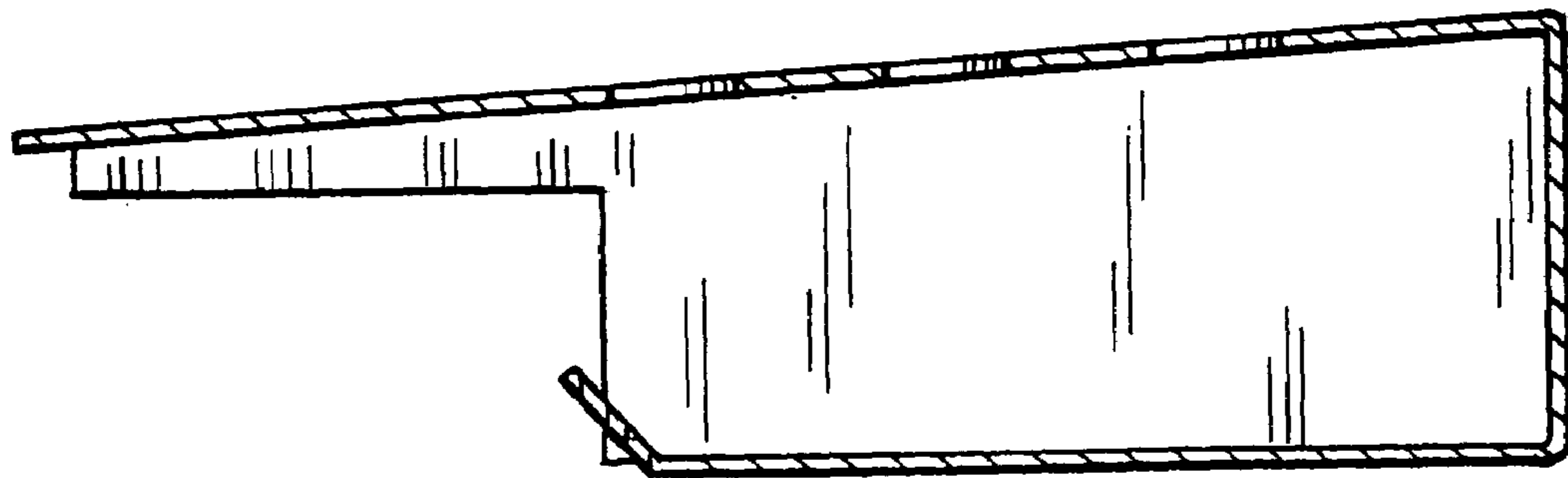
**FIG. 5**



**FIG. 6**



**FIG. 7**



**FIG. 8**