

US00D547508S

(12) **United States Design Patent**
Thomas

(10) **Patent No.:** **US D547,508 S**

(45) **Date of Patent:** **** Jul. 24, 2007**

(54) **PLUNGER HANDLE**

(76) Inventor: **Tracy Thomas**, 1095 Capistrano,
Weston, FL (US) 33326

(**) Term: **14 Years**

(21) Appl. No.: **29/209,638**

(22) Filed: **Jul. 19, 2004**

(51) **LOC (8) Cl.** **08-99**

(52) **U.S. Cl.** **D32/35; D32/51; D4/138**

(58) **Field of Classification Search** D32/14,
D32/35, 51; D3/5, 7, 12; D4/138; D7/401.2;
D8/107; 4/255.01, 255.04, 255.05, 255.06,
4/255.07, 255.08, 255.09, 255.11, 255.12;
15/143.1, 145, 176.1, 176.2; 16/422, 430,
16/DIG. 18, DIG. 19

See application file for complete search history.

(56) **References Cited**

U.S. PATENT DOCUMENTS

D179,976 S * 4/1957 Le Febvre D4/138
D274,273 S * 6/1984 Auerbach D32/35

D334,526 S * 4/1993 Adams D8/107
D385,073 S * 10/1997 Tash D32/35
6,145,135 A * 11/2000 Pool et al. 4/255.09
D509,333 S * 9/2005 Tash D32/35

* cited by examiner

Primary Examiner—Alan P. Douglas

Assistant Examiner—Lavone D. Tabor

(74) *Attorney, Agent, or Firm*—Gold & Rizvi, P.A.; H. John
Rizvi; Glenn E. Gold

(57) **CLAIM**

I claim the ornamental design for a plunger handle, as shown
and described.

DESCRIPTION

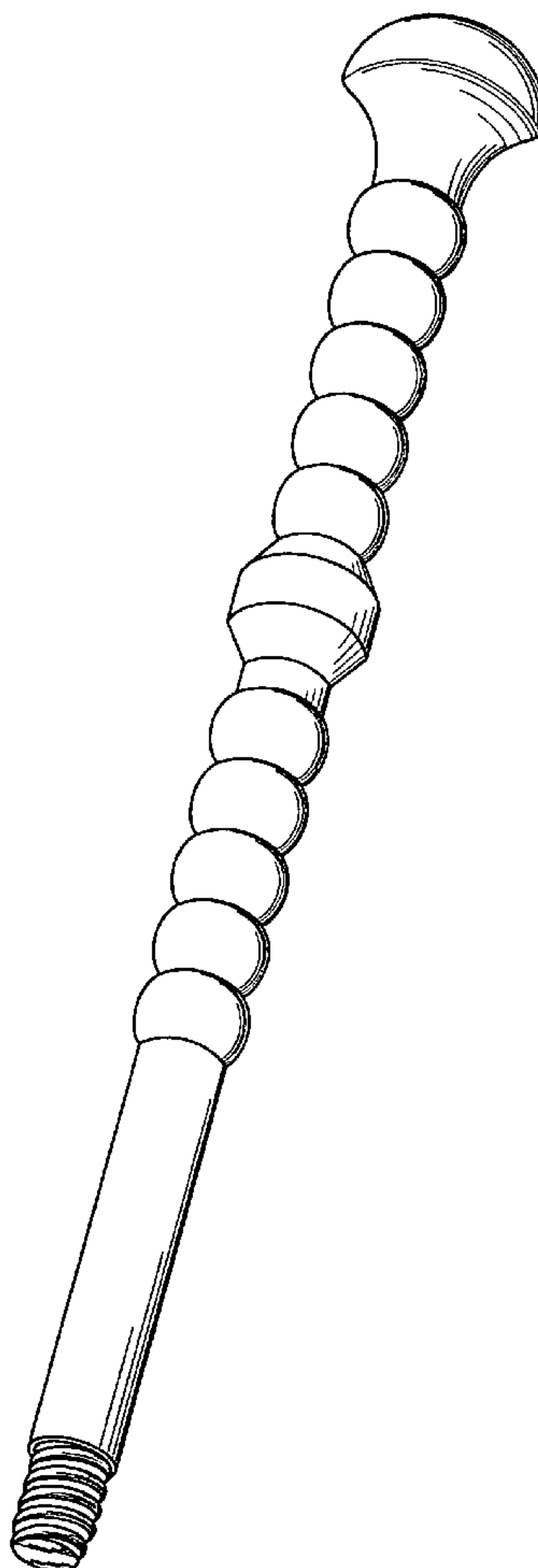
FIG. 1 is a perspective view of the plunger handle showing
my new design;

FIG. 2 is a front view thereof;

FIG. 3 is a top plan view thereof; and,

FIG. 4 is a bottom plan view thereof.

1 Claim, 2 Drawing Sheets



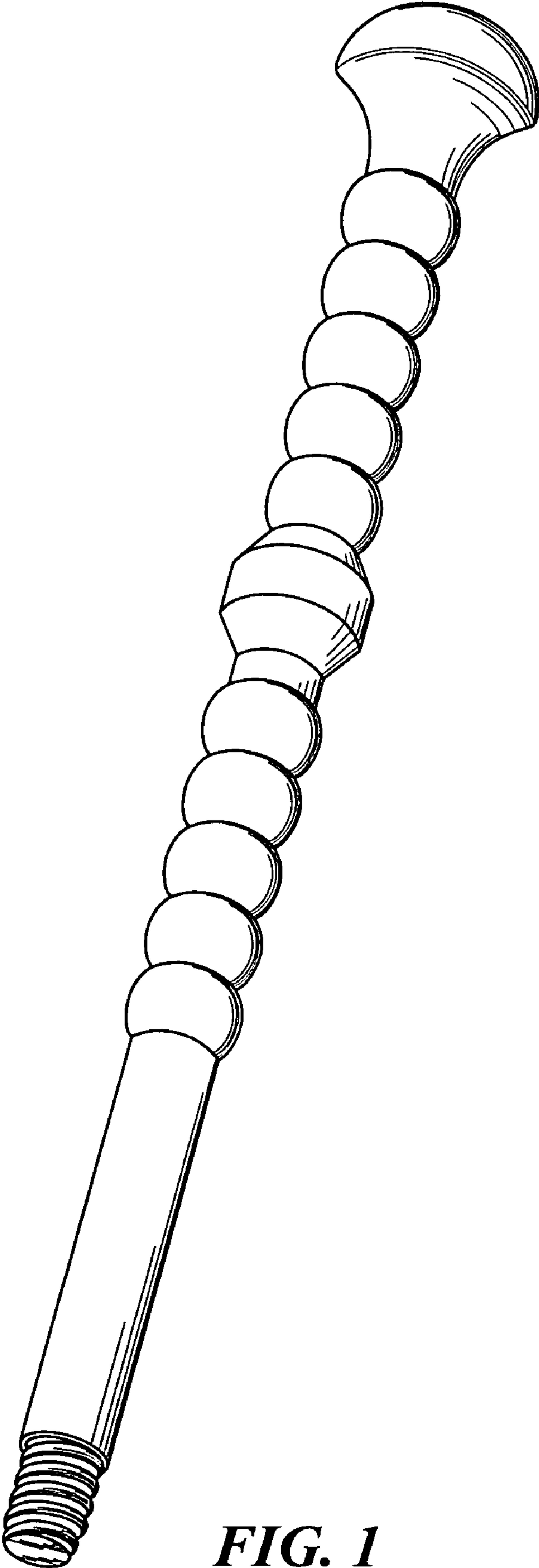


FIG. 1

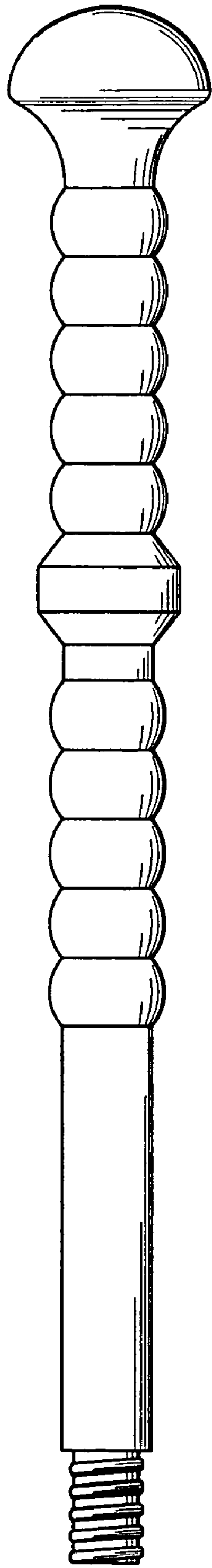


FIG. 2




FIG. 3

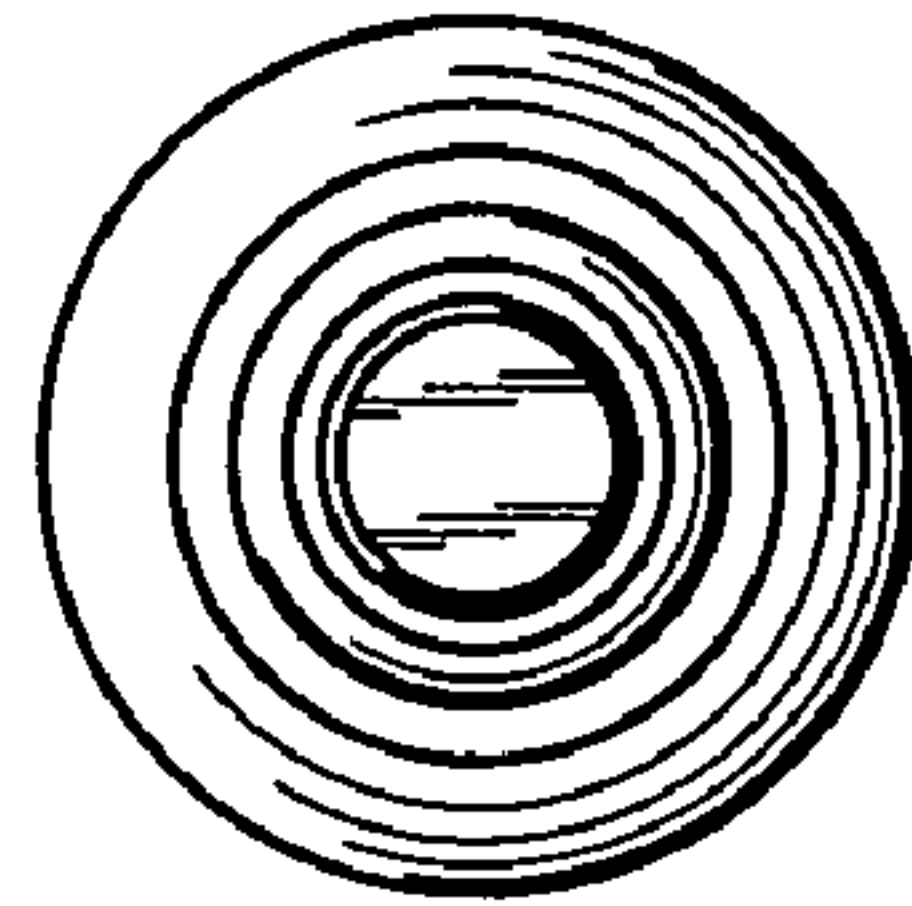


FIG. 4