

US00D547495S

(12) **United States Design Patent**  
**Rieser**

(10) **Patent No.:** **US D547,495 S**

(45) **Date of Patent:** **\*\* Jul. 24, 2007**

(54) **NAIL FILE**

(75) Inventor: **Udo Rieser**, Bingen am Rhein (DE)

(73) Assignee: **High Tech Ceramic E.K.**, Bingen am Rhein (DE)

(\*\*) Term: **14 Years**

(21) Appl. No.: **29/240,060**

(22) Filed: **Oct. 7, 2005**

(30) **Foreign Application Priority Data**

Apr. 8, 2005 (EP) ..... 000322912-0001

(51) **LOC (8) Cl.** ..... **28-03**

(52) **U.S. Cl.** ..... **D28/59**

(58) **Field of Classification Search** ..... 132/73,  
132/73.5, 73.6, 75.3, 75.6, 76.2, 76.4, 76.5;  
D24/147; D28/56-59, 62

See application file for complete search history.

(56) **References Cited**

**U.S. PATENT DOCUMENTS**

3,298,381 A \* 1/1967 Adams ..... 132/76.4

D249,167 S \* 8/1978 Hovda et al. .... D28/57

D430,355 S \* 8/2000 Hudson ..... D28/59  
D483,871 S \* 12/2003 Endo ..... D24/147  
D533,944 S \* 12/2006 Sullivan et al. .... D24/147  
2005/0056295 A1 \* 3/2005 Lam ..... 132/73.5

\* cited by examiner

*Primary Examiner*—Jennifer Rivard

(74) *Attorney, Agent, or Firm*—Milde & Hoffberg, LLP

(57) **CLAIM**

The ornamental design for a nail file, as shown and described.

**DESCRIPTION**

FIG. 1 is a perspective view of the nail file according to the present design.

FIG. 2 is a top view of the nail file of FIG. 1.

FIG. 3 is a right side view of the nail file of FIG. 1.

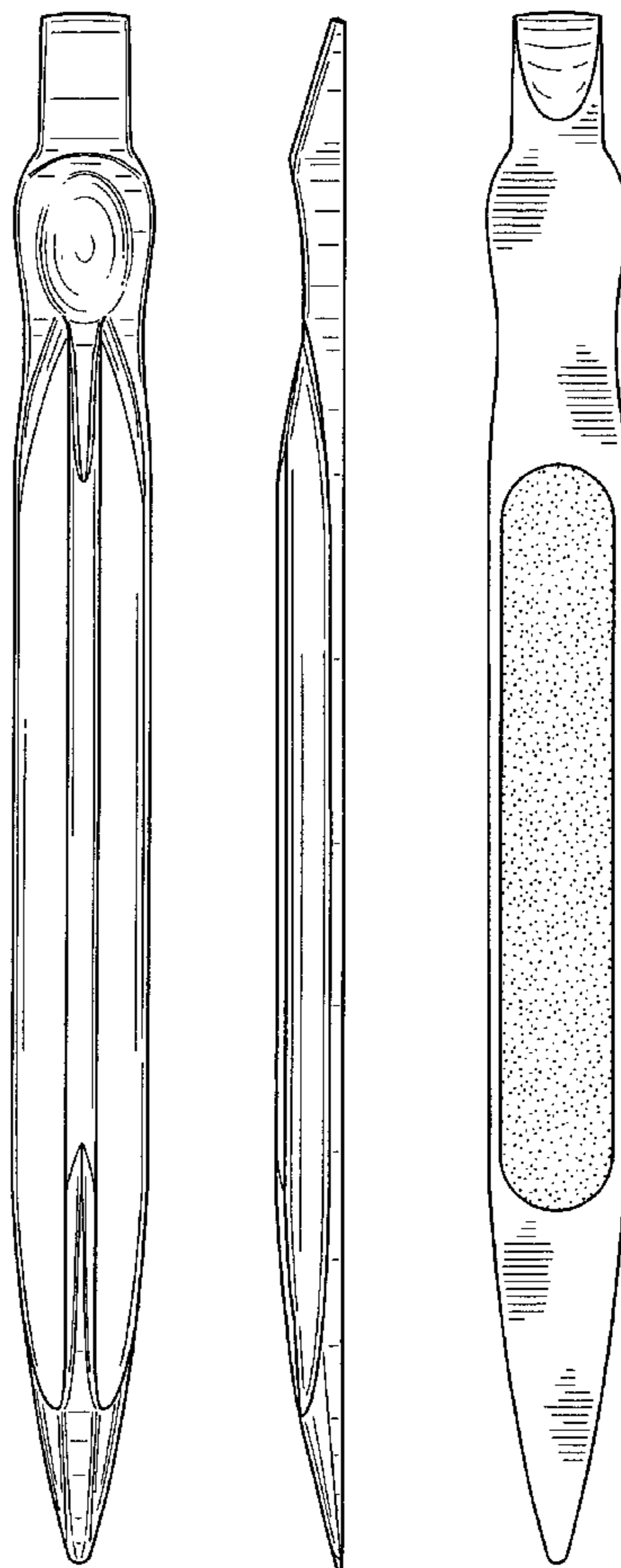
FIG. 4 is a left side view of the nail file of FIG. 1.

FIG. 5 is a view of one end of the nail file of FIG. 1.

FIG. 6 is a view of the opposite end of the nail file of FIG. 1; and,

FIG. 7 is a bottom view of the nail file of FIG. 1.

**1 Claim, 6 Drawing Sheets**



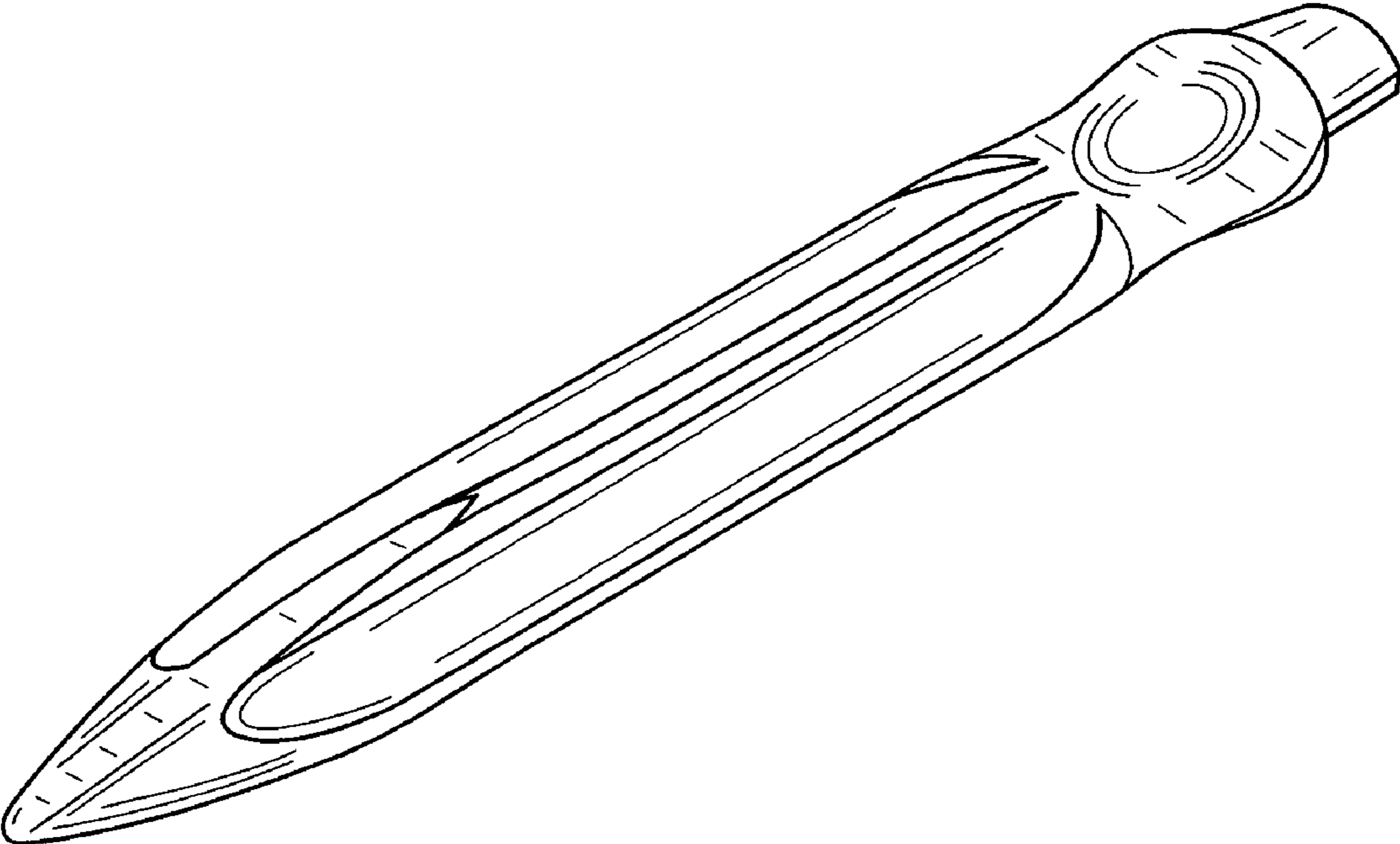


FIG. 1

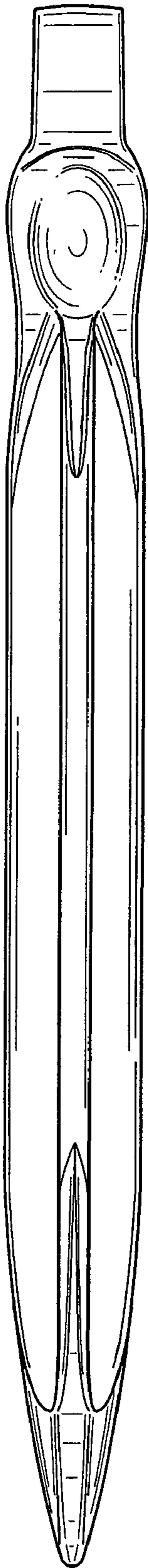


FIG. 2




FIG. 3



FIG. 4

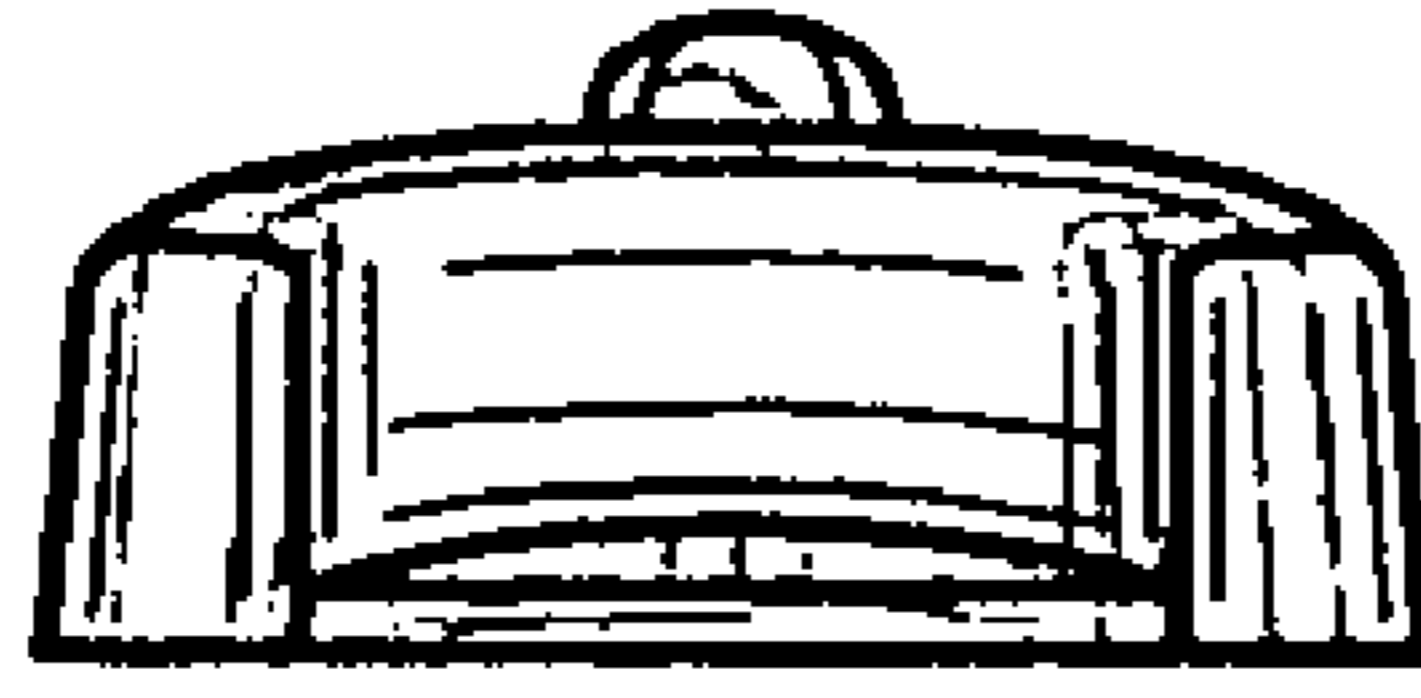


FIG. 5



FIG. 6




FIG. 7