

US00D547425S

(12) **United States Design Patent** (10) **Patent No.:** **US D547,425 S**
Bates (45) **Date of Patent:** **** Jul. 24, 2007**

- (54) **PEDESTAL**
- (75) Inventor: **Michael R. Bates**, Sheboygan, WI (US)
- (73) Assignee: **Kohler Co.**, Kohler, WI (US)
- (**) Term: **14 Years**
- (21) Appl. No.: **29/276,313**
- (22) Filed: **Jan. 22, 2007**

Related U.S. Application Data

- (62) Division of application No. 29/242,185, filed on Nov. 7, 2005.

- (51) **LOC (8) Cl.** **23-02**
- (52) **U.S. Cl.** **D23/308**
- (58) **Field of Classification Search** D23/201,
D23/284, 292, 293.1, 303, 308; 4/619, 624,
4/643, 646, 661
See application file for complete search history.

(56) **References Cited**

U.S. PATENT DOCUMENTS

- D415,827 S * 10/1999 McKeone D23/292
- D437,035 S 1/2001 Roberts
- D470,928 S * 2/2003 Kawamura et al. D23/292

OTHER PUBLICATIONS

Kohler Co., Online Catalog: Model No. K-2268
"Memoirs—Pedestal Lavatory" http://www.us.kohler.com/onlinecatalog/print.jsp?item=175002&prod_num=2268-1&category=22&frm=null, printed on Nov. 7, 2005.

Toto Company catalog: Augusta Decorative Collection, Model No. LT781.8 "Baldwin Self-Rimming Lavatory," no date specified.

* cited by examiner

Primary Examiner—Robert A. Delehanty
(74) *Attorney, Agent, or Firm*—Quarles & Brady LLP

(57) **CLAIM**

The ornamental design for a pedestal, as shown and described.

DESCRIPTION

In a preferred embodiment, the nature of this product is a plumbing fixture, such as a pedestal for a lavatory.

FIG. 1 is a top, right, front perspective view of my new design;

FIG. 2 is a front elevational view thereof;

FIG. 3 is a right side elevational view thereof, the left side elevational view thereof being a mirror image of the right side shown;

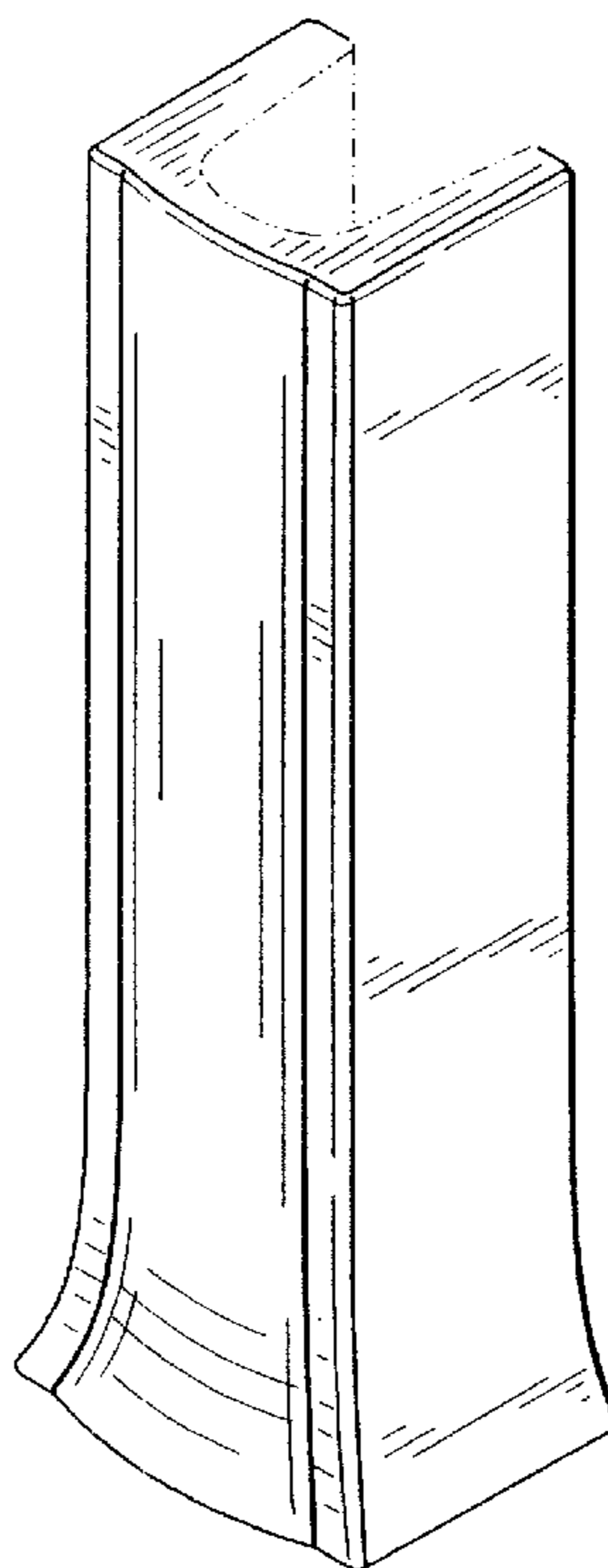
FIG. 4 is a top plan view thereof;

FIG. 5 is a rear elevational view thereof; and,

FIG. 6 is a bottom plan view thereof.

The broken line representations of rear and internal structures in FIGS. 1, 4-5 are for the purpose of illustration only, and form no part of the claimed design.

1 Claim, 2 Drawing Sheets



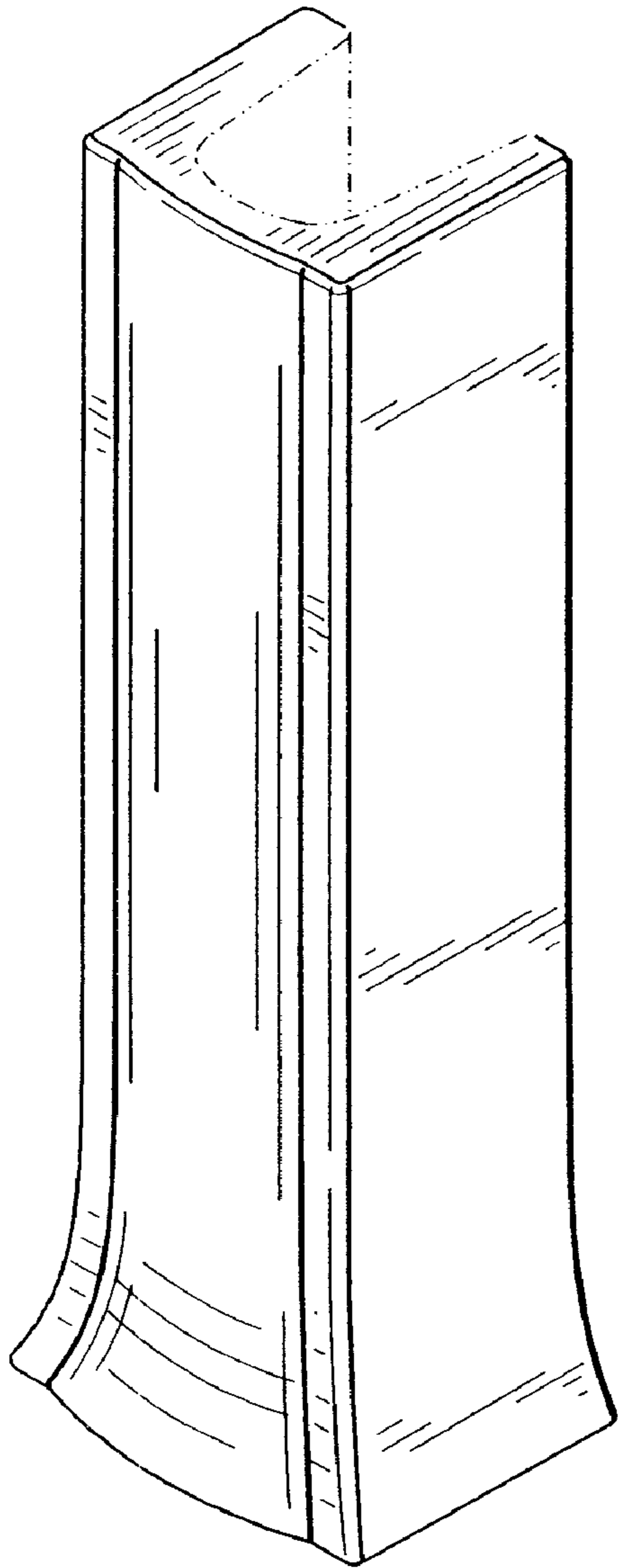


FIG. 1

FIG. 2

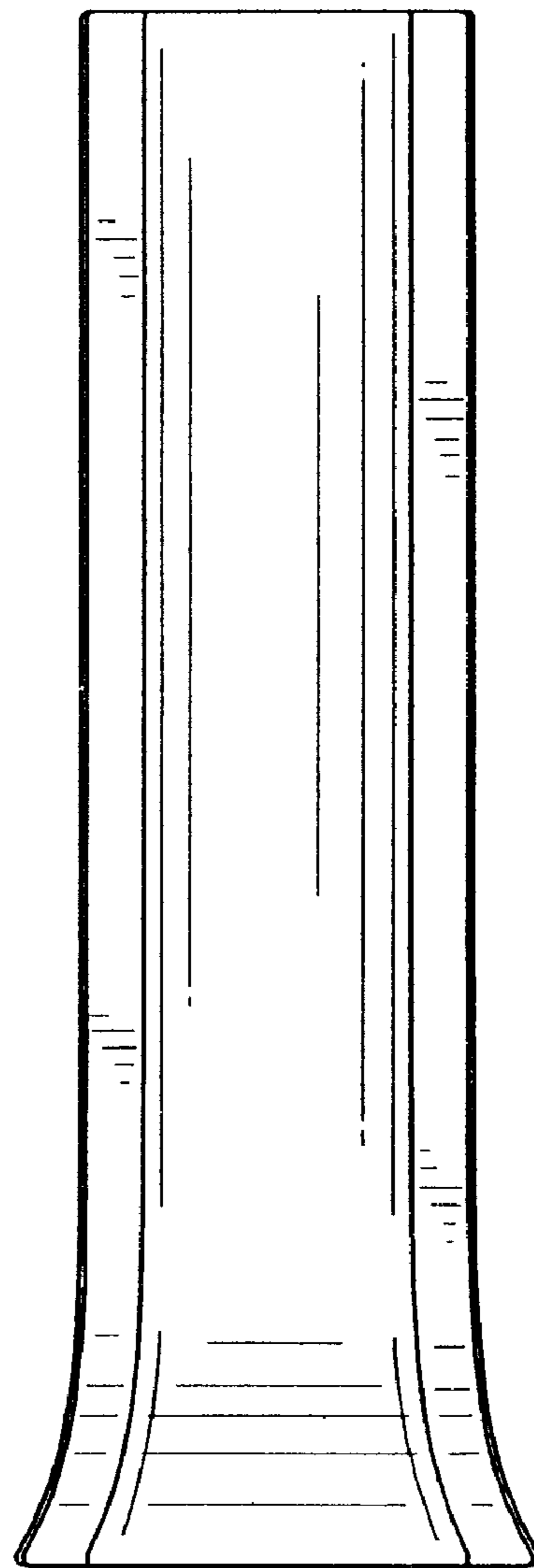


FIG. 3




FIG. 5

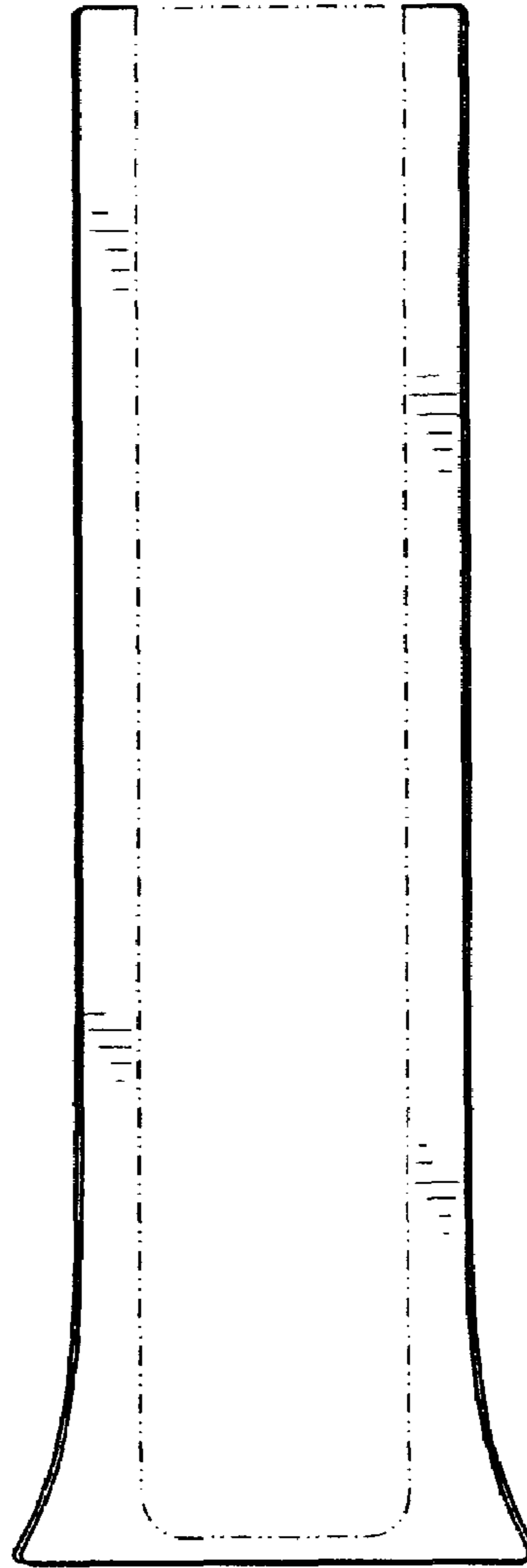


FIG. 4

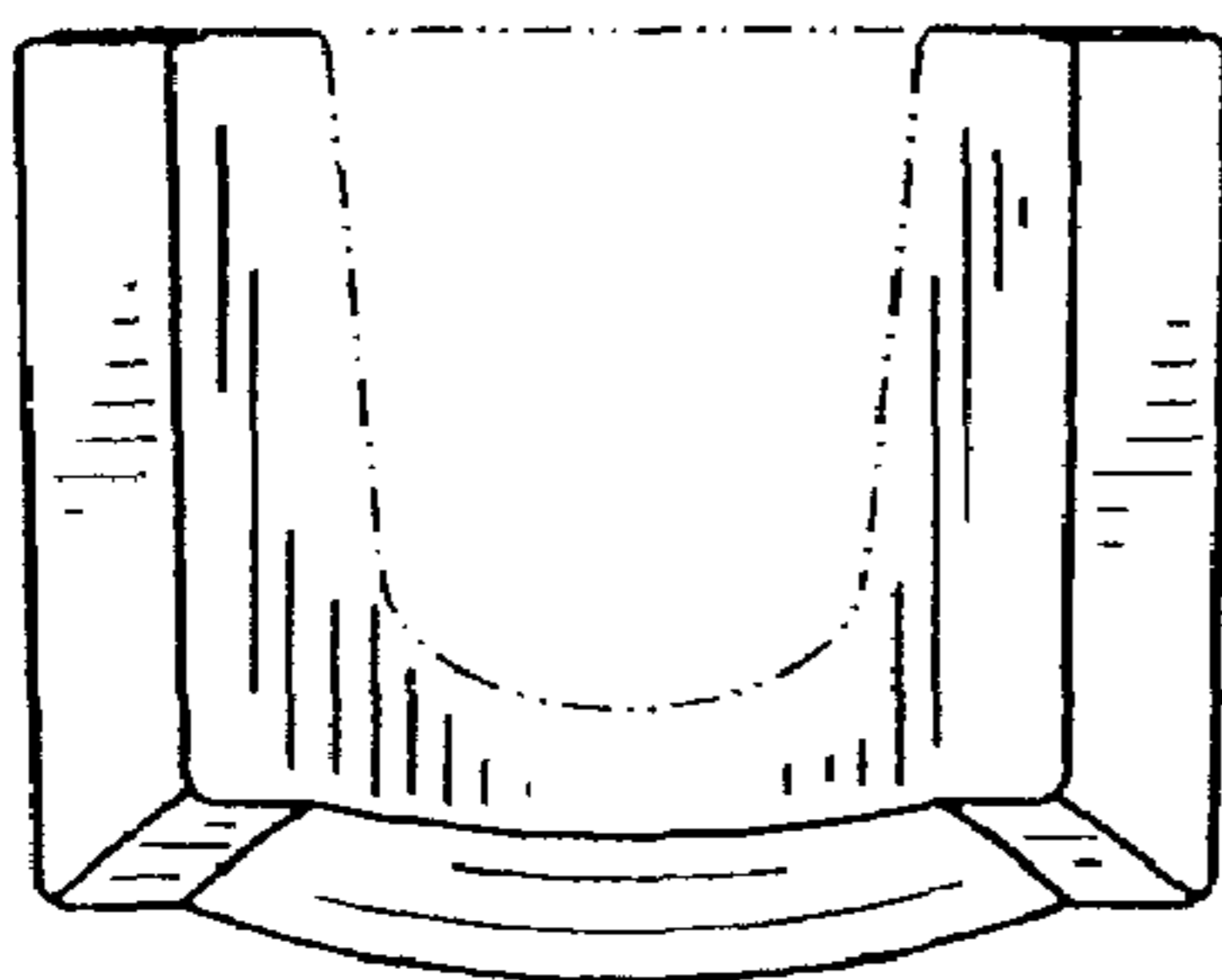


FIG. 6

