

US00D547409S

(12) **United States Design Patent**
Best et al.

(10) **Patent No.:** **US D547,409 S**

(45) **Date of Patent:** **** Jul. 24, 2007**

(54) **IRON GOLF CLUB CAVITY**

(75) Inventors: **Christopher B. Best**, Park City, UT (US); **Thomas C. Morris**, Carlsbad, CA (US); **Ryan L. Roach**, Carlsbad, CA (US)

(73) Assignee: **Acushnet Company**, Fairhaven, MA (US)

(**) Term: **14 Years**

(21) Appl. No.: **29/248,020**

(22) Filed: **Jul. 26, 2006**

(51) **LOC (8) Cl.** **21-02**

(52) **U.S. Cl.** **D21/759**

(58) **Field of Classification Search** D21/747-751, D21/759; 473/324-331, 350
See application file for complete search history.

(56) **References Cited**

U.S. PATENT DOCUMENTS

| | | | |
|---------------|---------|----------------------|---------|
| D306,195 S * | 2/1990 | MacNally et al. | D21/748 |
| 5,356,138 A * | 10/1994 | Chen et al. | 473/327 |
| D359,784 S * | 6/1995 | Meyer et al. | D21/748 |
| D376,399 S * | 12/1996 | Boone | D21/748 |
| 5,586,947 A * | 12/1996 | Hutin | 473/324 |
| D456,056 S * | 4/2002 | Bakke | D21/747 |
| D509,554 S * | 9/2005 | Best et al. | D21/759 |

| | | | |
|--------------|---------|---------------------|---------|
| D513,423 S * | 1/2006 | Best et al. | D21/747 |
| D515,159 S * | 2/2006 | Best et al. | D21/759 |
| D528,178 S * | 9/2006 | Best | D21/759 |
| D529,114 S * | 9/2006 | Madore | D21/759 |
| D531,689 S * | 11/2006 | Gilbert et al. | D21/759 |
| D531,690 S * | 11/2006 | Gilbert et al. | D21/759 |

OTHER PUBLICATIONS

U.S. Appl. No. 29/255,480, Karl Clausen et al. Iron Golf Club Head.
U.S. Appl. No. 29/247,595, Tom Morris et al. Iron Golf Club Head.

* cited by examiner

Primary Examiner—Mitchell Siegel

(57) **CLAIM**

The ornamental design for an iron golf club cavity, as shown and described.

DESCRIPTION

FIG. 1 is a back, heel side perspective view of our new iron golf club cavity;

FIG. 2 is a bottom view thereof;

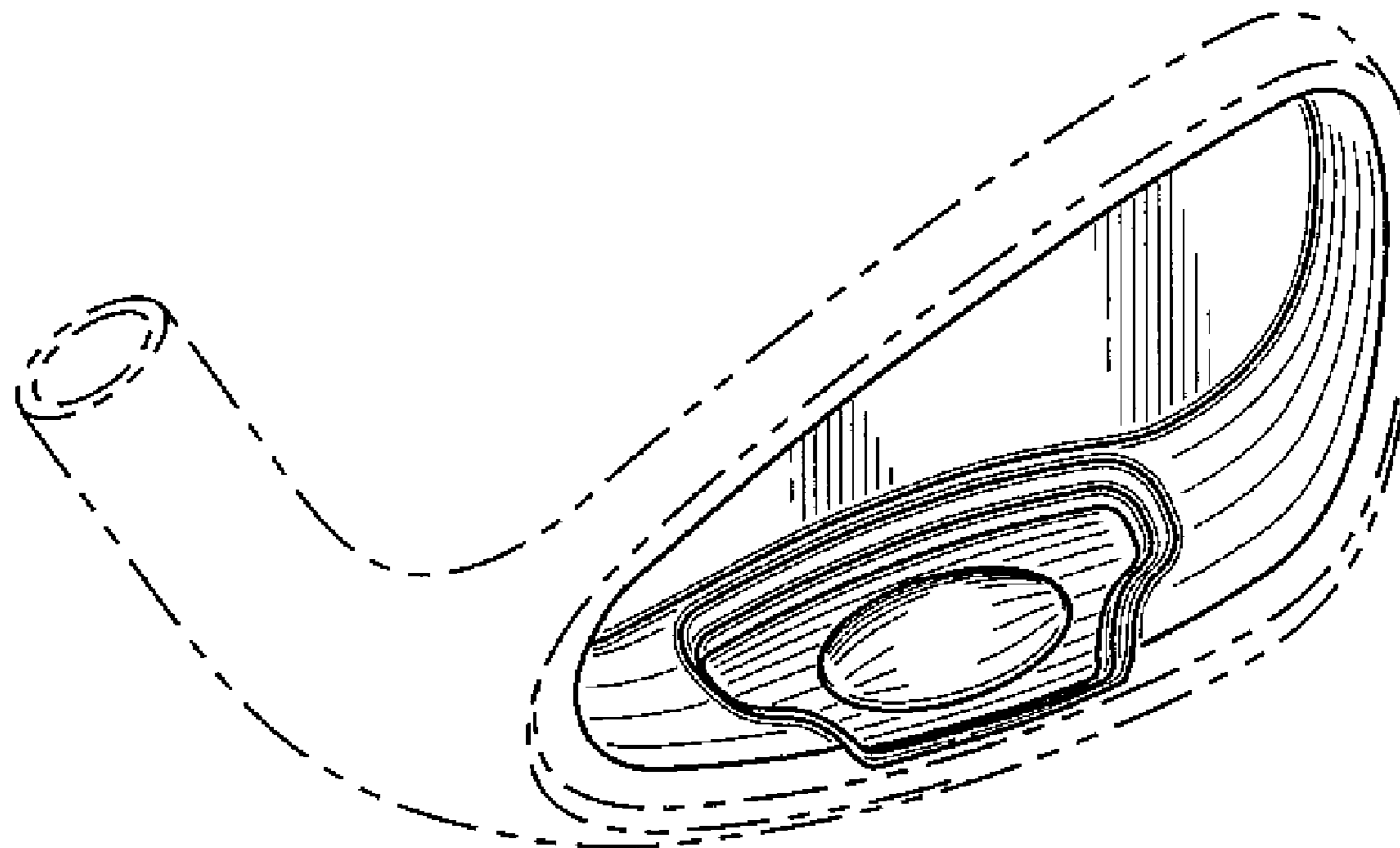
FIG. 3 is a toe view thereof;

FIG. 4 is a back view thereof; and,

FIG. 5 is a heel side view thereof.

The portion of the iron club head shown in phantom does not form any portion of the claimed design.

1 Claim, 1 Drawing Sheet



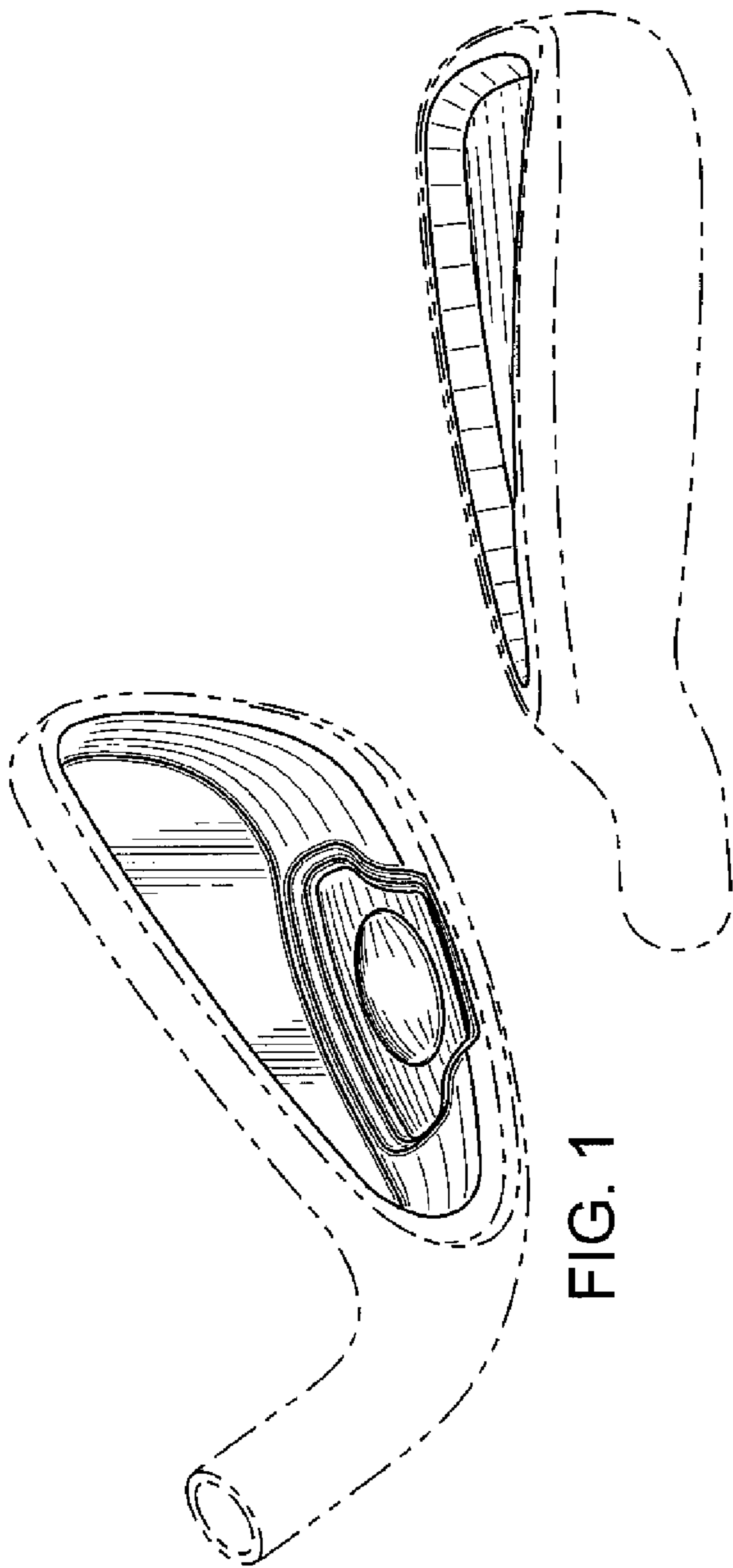


FIG. 1

FIG. 2

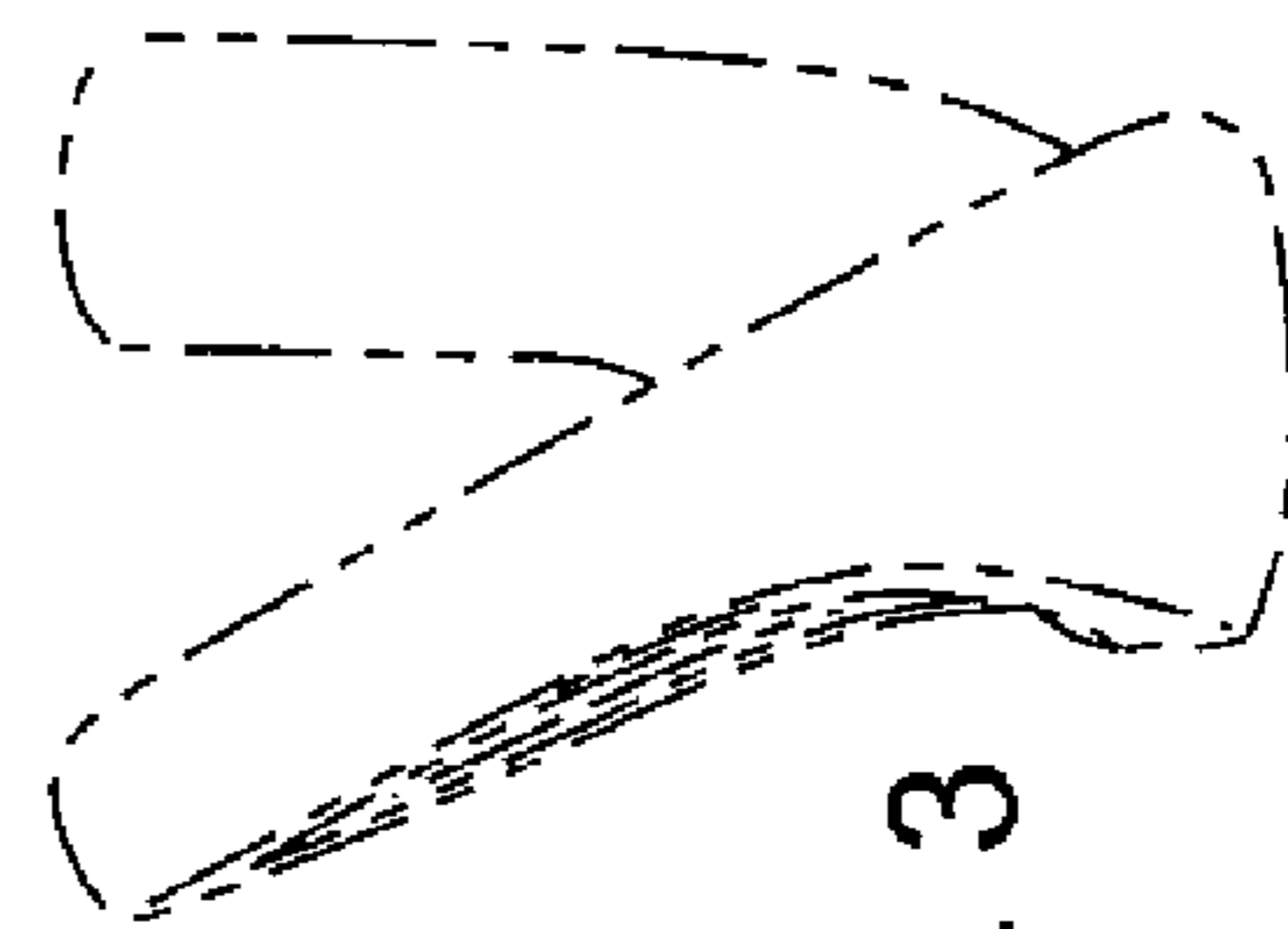


FIG. 3

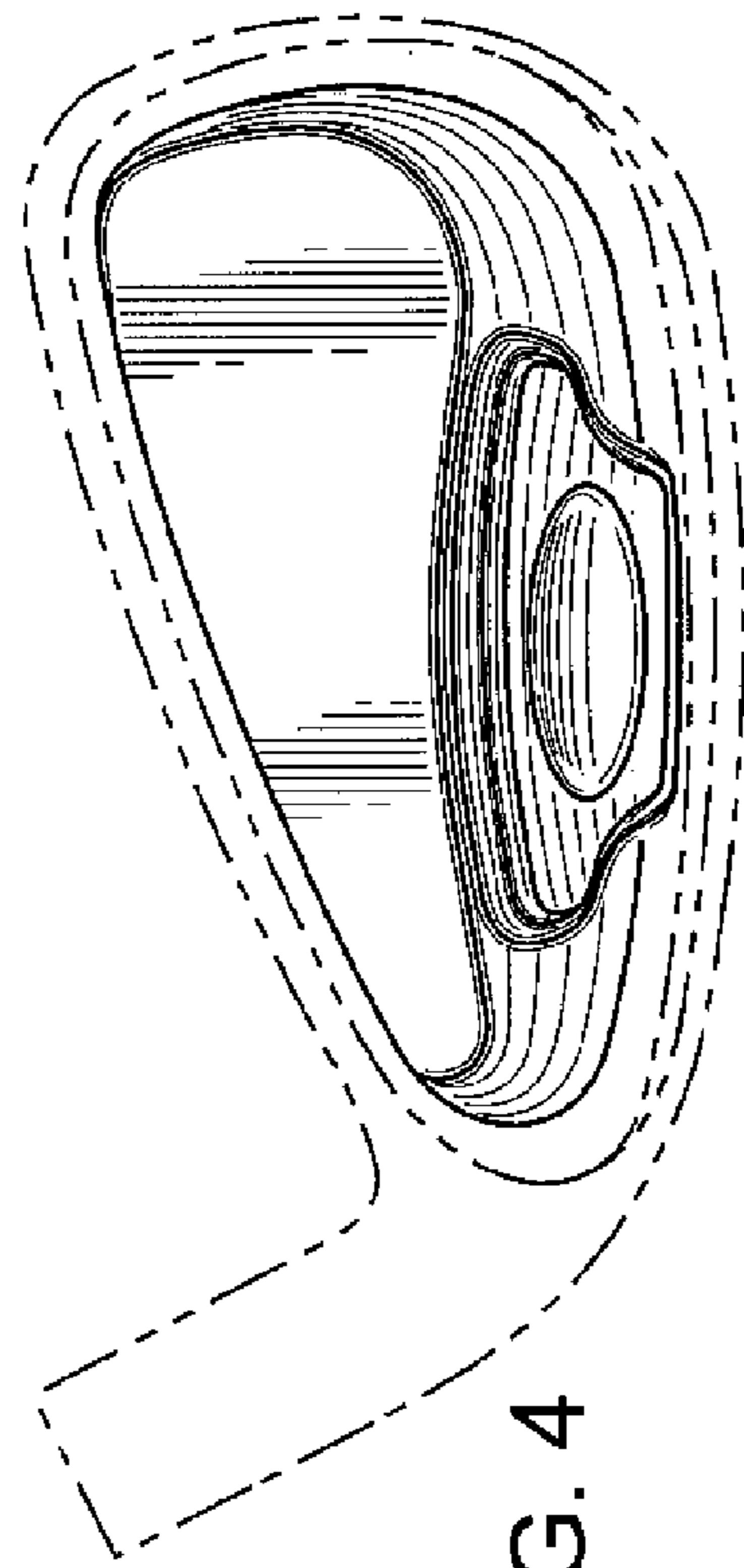


FIG. 4

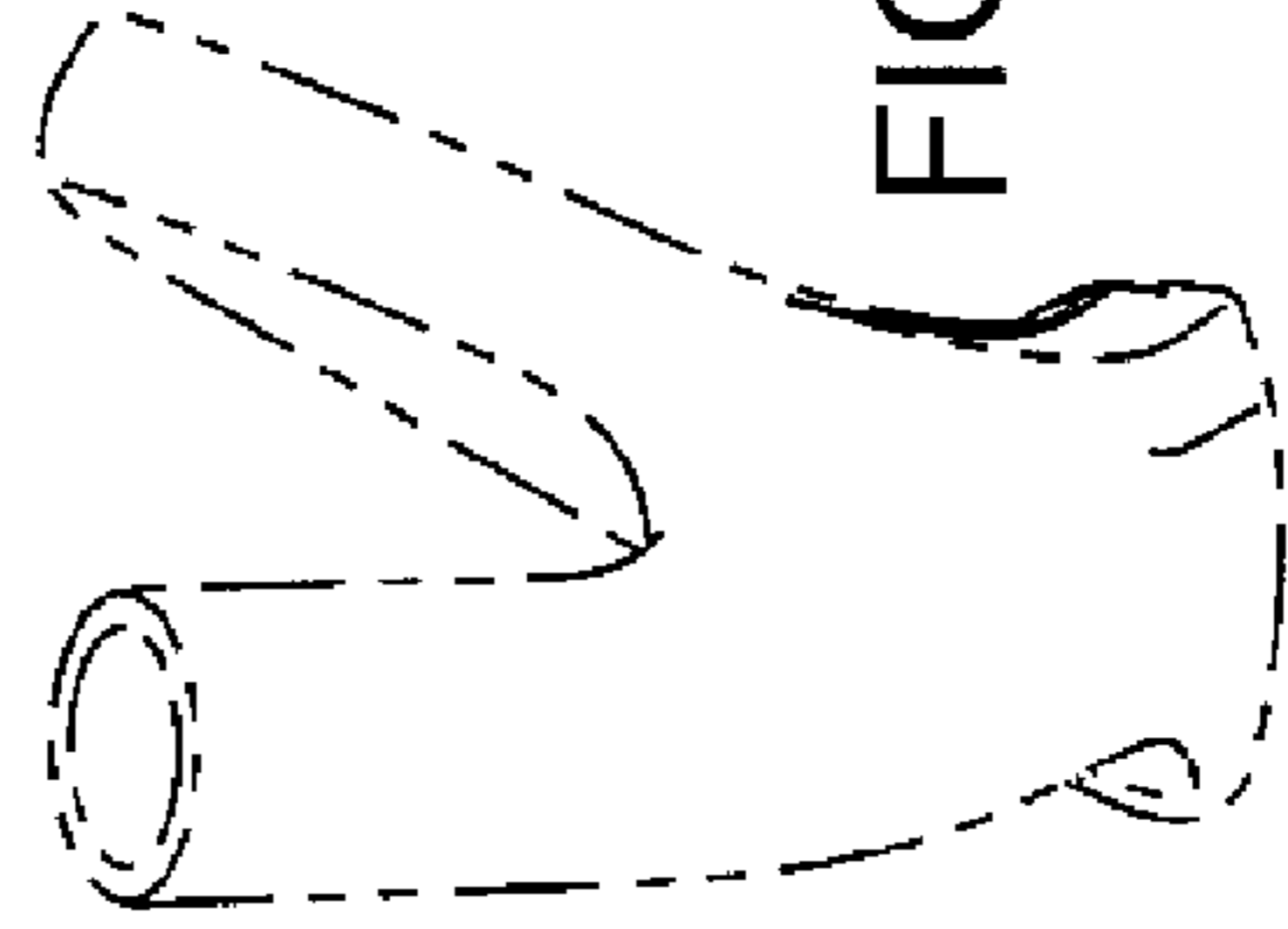


FIG. 5