



US00D547406S

(12) **United States Design Patent**
Noyes et al.

(10) **Patent No.:** **US D547,406 S**

(45) **Date of Patent:** **** Jul. 24, 2007**

(54) **GOLF CLUB GRIP**

D534,605 S * 1/2007 Norton et al. D21/756
D538,868 S * 3/2007 Norton et al. D21/756

(75) Inventors: **Mark Noyes**, Rancho Santa Margarita,
CA (US); **Catherine Brookshire-Herron**, Escondido, CA
(US); **Ronald K. Hettinger**, Oceanside,
CA (US)

* cited by examiner

Primary Examiner—Mitchell Siegel
(74) *Attorney, Agent, or Firm*—Michael A. Catania; Elaine
H. Lo

(73) Assignee: **Callaway Golf Company**, Carlsbad,
CA (US)

(57) **CLAIM**

(**) Term: **14 Years**

The ornamental design of a golf club grip, as shown and
described.

(21) Appl. No.: **29/247,812**

(22) Filed: **Jul. 13, 2006**

DESCRIPTION

(51) **LOC (8) Cl.** **21-02**

FIG. 1 is a perspective view of a golf club grip showing my
new design;

(52) **U.S. Cl.** **D21/756**

FIG. 2 is a front view thereof;

(58) **Field of Classification Search** D21/756-757;
473/300-303

FIG. 3 is a rear view thereof;

See application file for complete search history.

FIG. 4 is right side view thereof;

FIG. 5 is a left side view thereof;

(56) **References Cited**

U.S. PATENT DOCUMENTS

FIG. 6 is a top plan view thereof; and,

FIG. 7 is a bottom plan view thereof.

D295,207 S * 4/1988 Mahaffey D21/756

D431,851 S * 10/2000 Anderson D21/756

1 Claim, 3 Drawing Sheets



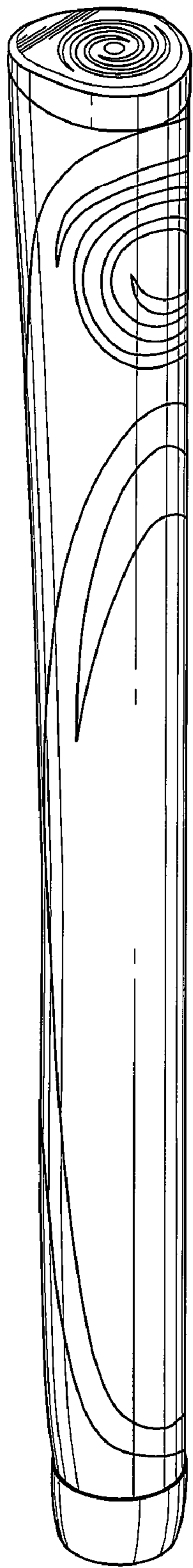


FIG. 1

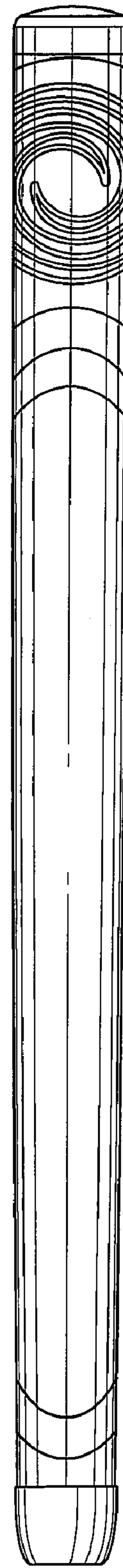


FIG. 2

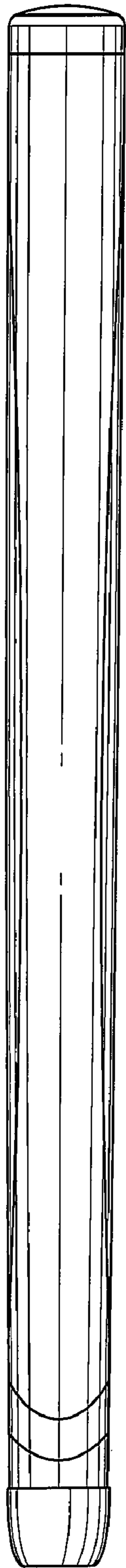


FIG. 3

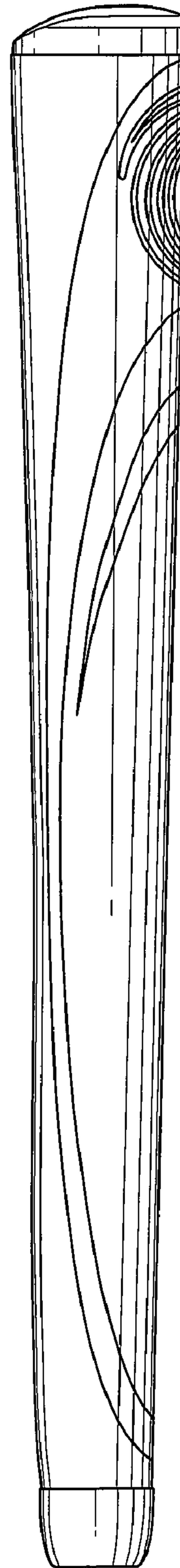


FIG. 4

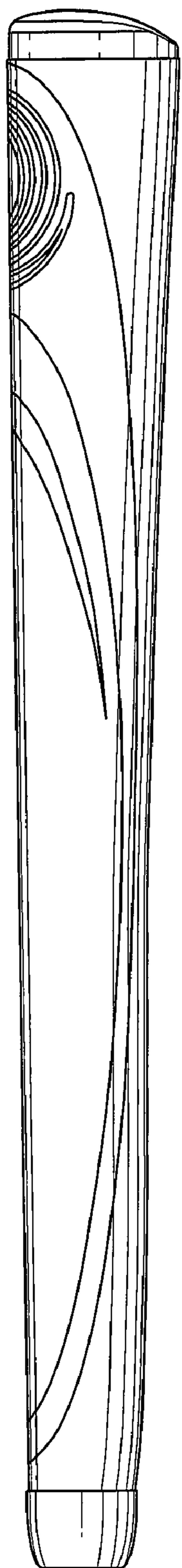


FIG. 5

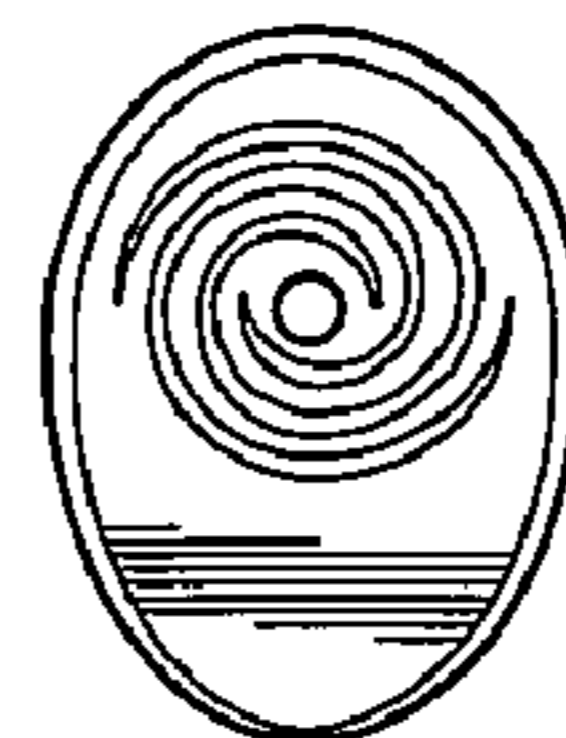


FIG. 6

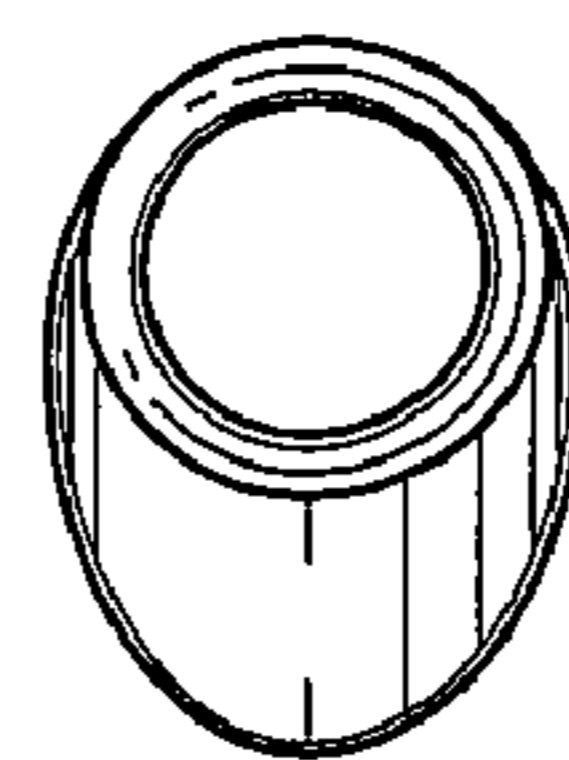


FIG. 7